

Name \_\_\_\_\_



# Kindergarten Math Remote Learning Packet

## Week 11



---

Dear Educator,

My signature is proof that I have reviewed my scholar's work and supported him to the best of my ability to complete all assignments.


\_\_\_\_\_  
(Parent Signature)

\_\_\_\_\_  
(Date)

Parents please note that all academic packets are also available on our website at [www.brighterchoice.org](http://www.brighterchoice.org) under the heading "Remote Learning." All academic packet assignments are mandatory and must be completed by all scholars.

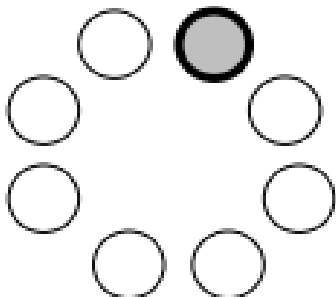


**Day # 1**

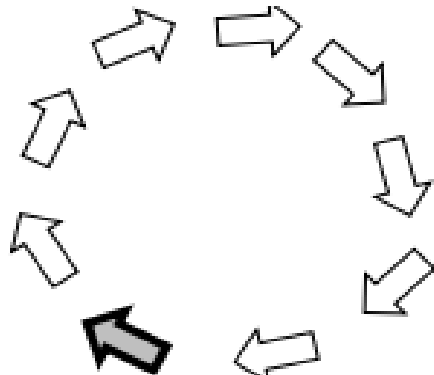


**Module 1 Lesson 36 Problem Set**

**Directions:** Count the objects. Write the number in the first box. Put an X on the shaded object. Count the objects that are left. Write the number that is left in the second box.

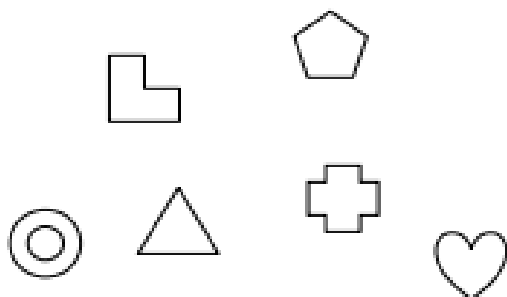


one less is

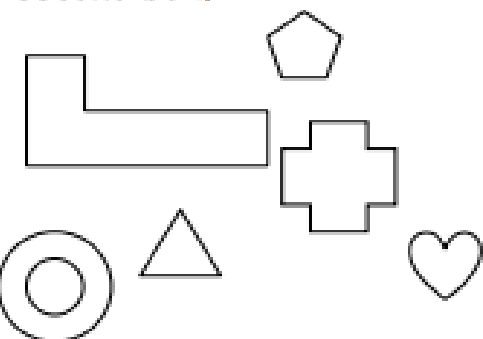


one less is

Count the objects. Write the number. Put an X on one object. Count the objects that are left. Write the number in the second box.



one less is





one less is

Name \_\_\_\_\_ Week 7 Day 1 Date: \_\_\_\_\_

BCCS-B

SUNY Cortland SUNY Morrisville

**Module 1 Lesson 36 Problem Set Continued**

<p>Count and write how many.</p>  <p><input type="text"/></p>	<p>Draw 1 less. Count and write how many.</p>  <p><input type="text"/></p>
--	---

Name \_\_\_\_\_ Week 11 Day 1 Date: \_\_\_\_\_

BCCS-B


SUNY Cortland SUNY Morrisville

**Module 1 Lesson 36 Exit Ticket**

**Directions:** Fill in the missing numbers.

10, 9, \_\_, \_\_, \_\_, 5, 4, \_\_, \_\_, \_\_

Count and write the number of happy faces in the box. Draw another set below it that has one less, and write the number in your set.



A rectangular box containing 8 smiley faces. There are 4 in the top row, 2 in the middle row, and 2 in the bottom row. To the right of the smiley faces is an empty rounded square box for counting.

My set:



A rectangular box for drawing a set of smiley faces. To the right of the box is an empty rounded square box for writing the count.

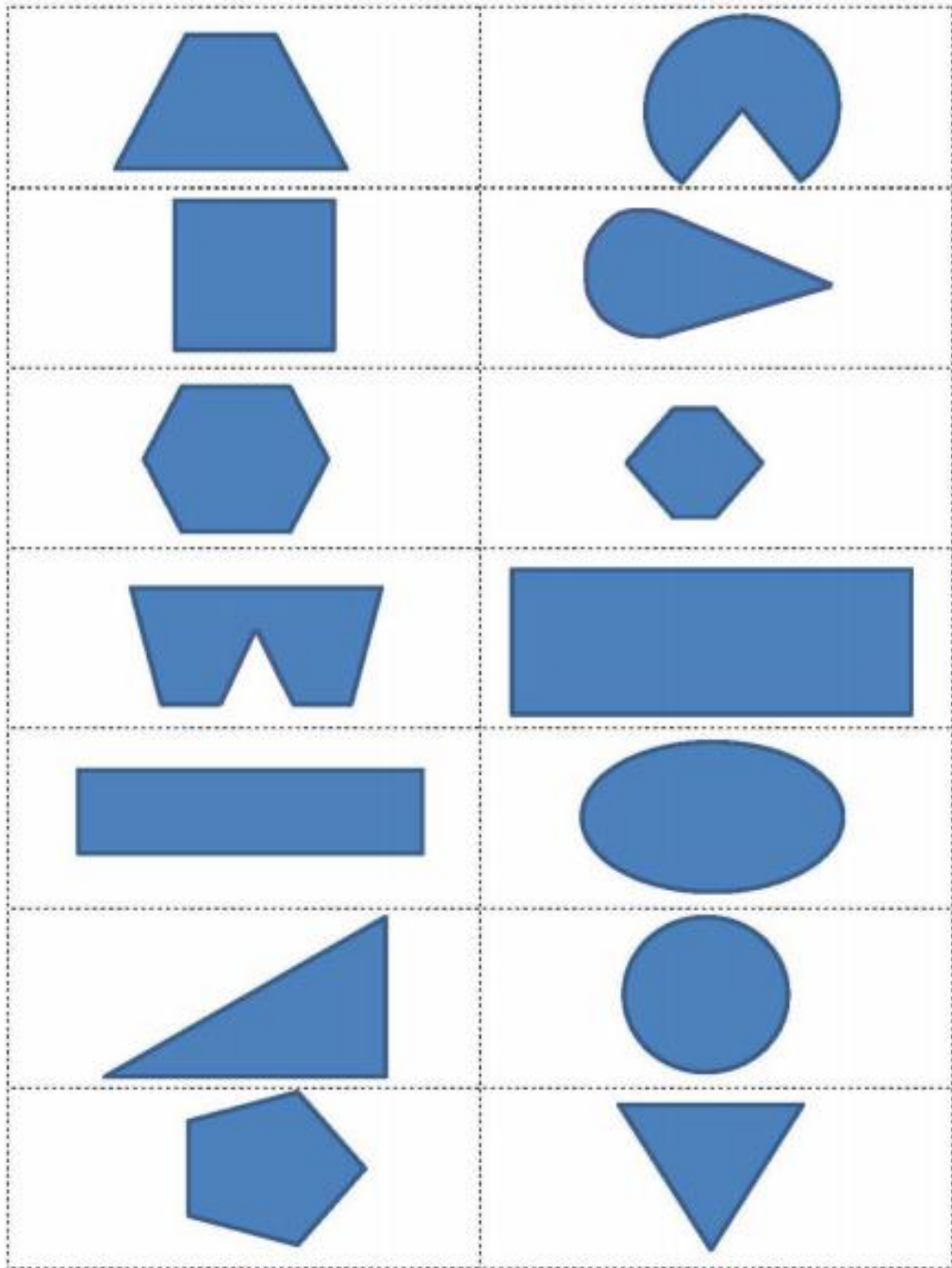


**Day # 2**



**Module 2 Lesson 1 Problem Set Pictures**

**Directions:** Cut out the shapes.







Name \_\_\_\_\_ Week 11 Day 2 Date: \_\_\_\_\_

BCCS-B

SUNY Cortland SUNY Morrisville

**Directions:** Cut out and sort the shapes.

**Module 2 Lesson 1 Problem Set**

Shapes with a Curve

Shapes without a Curve

--	--



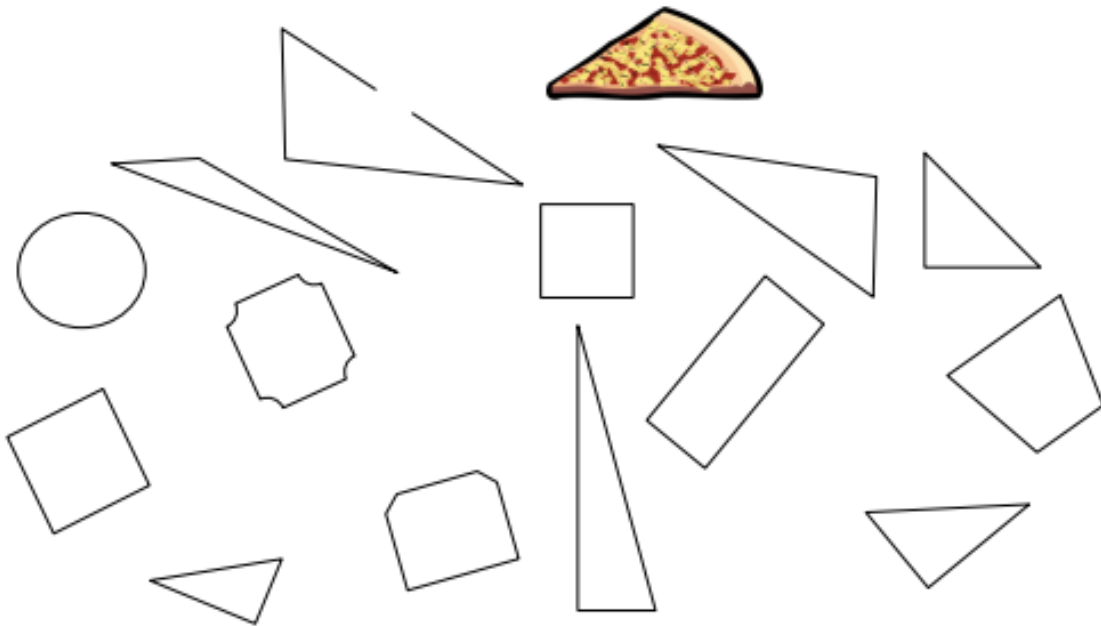
Name \_\_\_\_\_ Week 11 Day 3 Date: \_\_\_\_\_

BCCS-B

SUNY Cortland SUNY Morrisville

**Directions:** Find the triangles, and color them blue. Put an X on shapes that are not triangles.

**Module 2 Lesson 2 Problem Set**



Draw some triangles.



Name \_\_\_\_\_

# Kindergarten Math Remote Learning Packet

## Week 12



Dear Educator,

My signature is proof that I have reviewed my scholar's work and supported him to the best of my ability to complete all assignments.


\_\_\_\_\_  
(Parent Signature)

\_\_\_\_\_  
(Date)

Parents please note that all academic packets are also available on our website at [www.brighterchoice.org](http://www.brighterchoice.org) under the heading "Remote Learning." All academic packet assignments are mandatory and must be completed by all scholars.



**Day # 1**



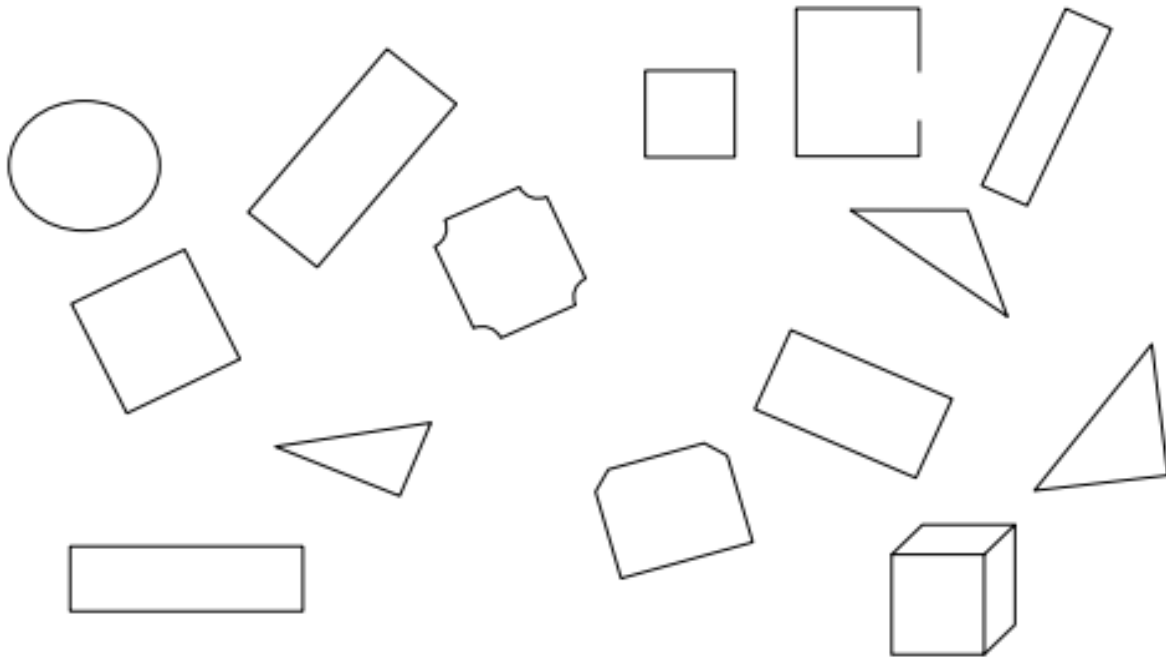
Name \_\_\_\_\_ Week 12 Day 1 Date: \_\_\_\_\_

BCCS-B

SUNY Cortland SUNY Morrisville

**Module 2 Lesson 3 Problem Set**


**Directions:** Find the rectangles, and color them red. Put an X on the shapes that are not rectangles.



Draw some rectangles.



**Day # 2**




Name \_\_\_\_\_ Week 12 Day 2 Date: \_\_\_\_\_

BCCS-B

SUNY Cortland SUNY Morrisville

**Module 2 Lesson 4 Problem Set**

**Directions:** Find the circles, and color them green. Find the hexagons, and color them yellow. Put an X on shapes that are not hexagons or circles.




Draw hexagons and circles.





**Day # 3**



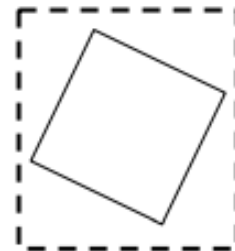
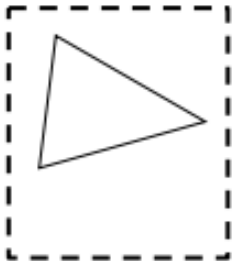
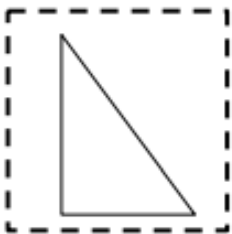
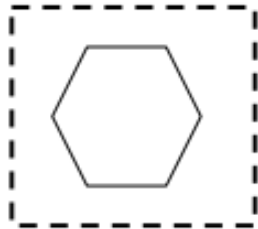
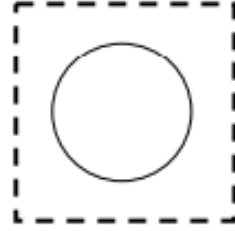
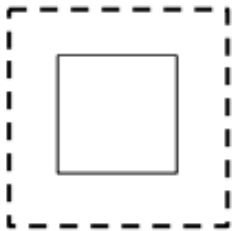
Name \_\_\_\_\_ Week 12 Day 3 Date: \_\_\_\_\_

BCCS-B

SUNY Cortland SUNY Morrisville

**Module 2 Lesson 5 Problem Set Pictures**

**Directions:** Cut out all of the shapes, and put them next to your paper with the duck. Listen to the directions, and glue the objects onto your paper.





Name \_\_\_\_\_ Week 12 Day 3 Date: \_\_\_\_\_

BCCS-B


SUNY Cortland SUNY Morrisville

**Module 2 Lesson 5 Problem Set**





**Day # 4**



**Module 2 Lesson 6 Problem Set**

**Directions:** Match these objects and solids by drawing a line with your ruler from the object to the solid.

