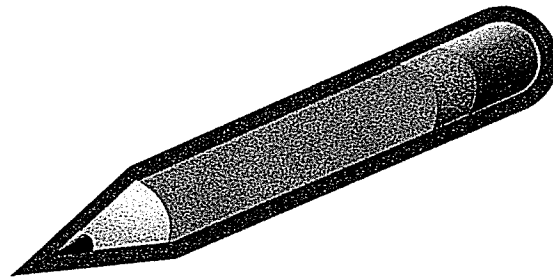


Kindergarten Work Packet Trimester 1



November 30th, 2020 – December 4th, 2020

Name: _____

Review your Sight Words

play

are

look

KR7: I can use illustrations to make a prediction.



Name _____

Predictions

Draw a picture with a caption of what you predict will happen next.

A large, empty rectangular box intended for the student to draw a picture illustrating their prediction.

Why do you predict this will happen next?

KRF1a: I can follow print from left to right.

The Mocking Bird

Hush, little baby, don't say a word,
Papa's going to buy you a mocking bird.

If the mocking bird won't sing,
Papa's going to buy you a diamond ring.

If the diamond ring turns to brass,
Papa's going to buy you a looking glass.


If the looking glass gets broke,
Papa's going to buy you a billy goat.

If that billy goat runs away,
Papa's going to buy you a bale of hay.


KRF3a: I can identify ending sounds.

Name: _____

Ending Sound Picture Sort



S




A line drawing of a house with a chimney, a gabled roof, a central door with a small window above it, and two side windows. There are bushes in front.








S

S

T



A line drawing of a donut with a hole in the center and several small dashes representing sprinkles.







A vertical column of seven illustrations, each in a dashed-line box. From top to bottom: a slice of Swiss cheese, a goat, a rabbit, a ghost, a dress, a heart, and a hat.

I can order numbers 10-1 and match to a numeral card. KCC4a,bc, KCC5.

Lesson 1.33 Practice Page #3

Name _____

Fill in the missing numbers by counting backwards to help the space ships launch.


	<p>7</p> <p></p> <p>5</p> <p></p>		<p>8</p> <p></p> <p>6</p> <p></p>
	<p>9</p> <p></p> <p></p> <p>6</p>		<p>10</p> <p></p> <p></p> <p></p>

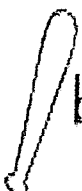
KW3: I can use writing conventions to create a sentence.


Name: _____


Finish the sentence. Draw a detailed picture to match.

WORD BANK

 soccer

 baseball

 football

 cards

Finish the sentence.

We play _____

Copy the sentence.

BETTER WRITING

spaces






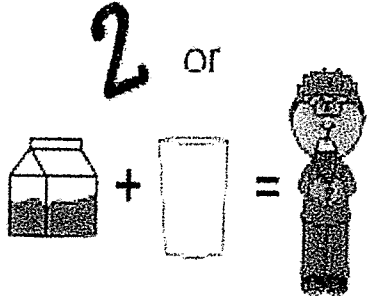


punctuation



detailed picture

KR1. I can ask and answer questions using question words.

<p>Who is a person</p> 	<p>What is a thing or an action</p> 	<p>When is a time</p> 
<p>Where is a place</p> 	<p>Why is the reason something happened</p> 	<p>How is a number, or the way something is done</p> <p>2 or</p> 

KRF1a: I can follow words from left to right.

Ladybug! Ladybug!

Ladybug! Ladybug!
Flyaway home.
Your house is on fire
And your children are gone,
All except one,
And that's little Ann,
For she has crept under
The frying pan.



KRF3a. I can identify ending sounds.

Name: _____




Ending Sound Picture Sort



M




N







I can count down from 10 to 1 and state 1 less. KCC4abc, KCC5.

Lesson 1.34 Practice Page #2

Name _____



Count the dots. Cross out 1 dot.
Count and write how many.




KW3: I can use writing conventions to create a sentence.

Name: _____

Finish the sentence. Draw a detailed picture to match.

WORD BANK




Finish the sentence.

LOOK AT THE _____

Copy the sentence.

WRITING CONVENTIONS




KR1. I can ask and answer questions using question words.

WHO
delivers and
picks up
your mail?




WHO QUESTIONS
Have someone read the
questions to you. Find the
picture that best fits the
question. Color, cut, and glue the
pictures in the correct spot.


WHO
takes care of
sick people
at a hospital?




WHO
teaches
math and
reading in a
classroom?




WHO
protects and
serves the
community?



WHO
puts out fires
and drives a
big red truck?



Trish Teach Teacher




KR1, KR3: I can ask and answer questions about the setting.

Name: _____

©2013 Learning Resources


STORY SETTING

Draw or write to tell about the setting of the story you read.



KR1: : can ask and answer questions using question words.


WHERE
do you wash
your hands?




WHERE QUESTIONS

Have someone read the questions to you. Find the picture that best fits the question. Color, cut, and glue the pictures in the correct spot.


WHERE
does rain
come from?




WHERE
do birds
lay their eggs?




WHERE
do you take
a bath?



WHERE
can you go
to learn?



The 'Pencil Teacher



KRF2e I can change the beginning sound to make a new word.

Change it!

-at

Swap out the initial consonant(s) sound (s) to make a new word! Say and write the new word!



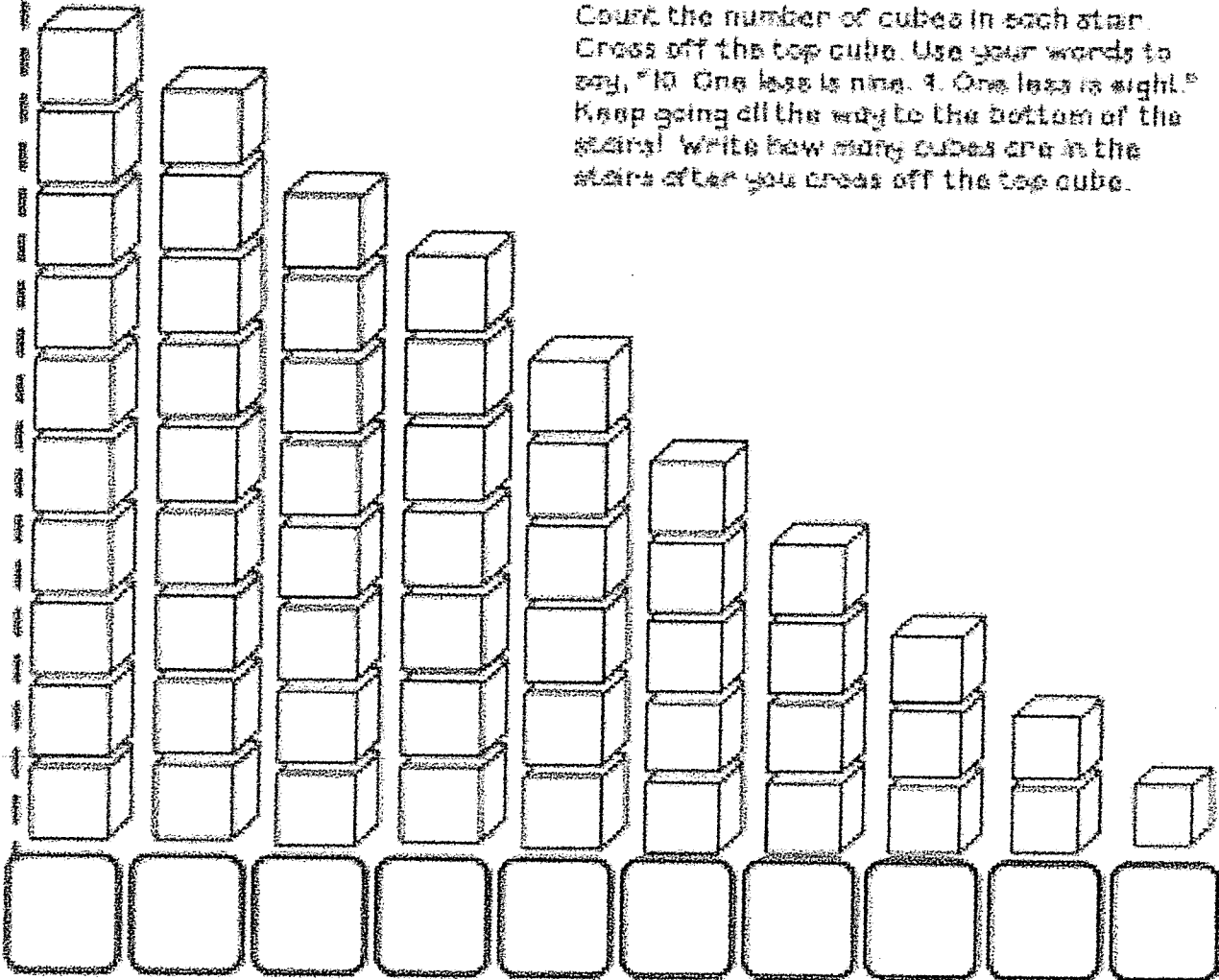
<u>c</u> at	f	
<u>s</u> at	m	
<u>r</u> at	h	
<u>b</u> at	ch	

I can count down from 10 and describe the pattern KCC4abc., KCC5

Lesson 1.35 Practice Page #1

Name _____

Count the number of cubes in each stair.
Cross off the top cube. Use your words to say, "10. One less is nine. 9. One less is eight."
Keep going all the way to the bottom of the stairs! Write how many cubes are in the stairs after you cross off the top cube.




KW3: I can use writing conventions to create a sentence.


Name: _____


Finish the sentence. Draw a detailed picture to match.

Illustrations

 sledding

 skating

 building

 shoveling

Finish the sentence.

We are _____

Copy the sentence.

Checklist



spaces



punctuation



detailed picture

KR1, KR3: I can ask and answer questions about the story problem.

The problem of the story is a key detail.
What is the problem of the story?

[Large empty box for drawing or writing]

[Four sets of horizontal lines for writing, each consisting of a solid top line, a dashed middle line, and a solid bottom line]

KRF2e I can change the beginning sound to
make a new word.

Higglety, Pigglety, Pop!

Higglety, pigglety, pop!
The dog has eaten the mop;
The pig's in a hurry,
The cat's in a flurry.
Higglety, pigglety, pop!

KRF2e I can change the beginning sound to make a new word.

Change it!

-an

Swap out the initial consonant(s) sound (s) to make a new word! Say and write the new word!

<u>c</u> an	<u>b</u>	
<u>r</u> an	<u>m</u>	
<u>p</u> an	<u>v</u>	
<u>t</u> an	<u>pl</u>	












I can count dots and find the number that is 1 less KCC4abc. KCC5 .

Lesson 1.86 Practice Page #1

Name _____

Count the dots. Cut and glue the number that is one less than each set shown.

One Less




6

4

8

3

5





KW3:I can use writing conventions to create a sentence.


Name: _____

Finish the sentence. Draw a detailed picture to match.

WORD BANK

 pen

 bear

 game

 hat

Finish the sentence.

WHERE IS MY _____

Copy the sentence.

WRITING CONVENTIONS

space

punctuation

detailed picture

KR1, KR3: I can ask and answer questions about the story solution

The solution of the story is a key detail.
How is the problem solved?

[A large empty rectangular box for drawing or writing, followed by several horizontal lines for writing.]

KRF2e I can change the beginning sound to make a new word.

Make a Pancake

Make a pancake, pat, pat, pat.

Do not make it fat, fat, fat.

You must make it flat, flat, flat.

Make a pancake just like that.

KRF2e I can change the beginning sound to make a new word.

Change it!

-am

Swap out the initial consonant(s) sound (s) to make a new word! Say and write the new word!

sam

c

jam

r

pam

y

scam

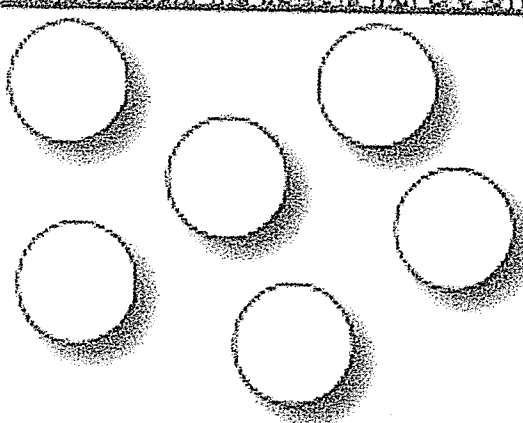
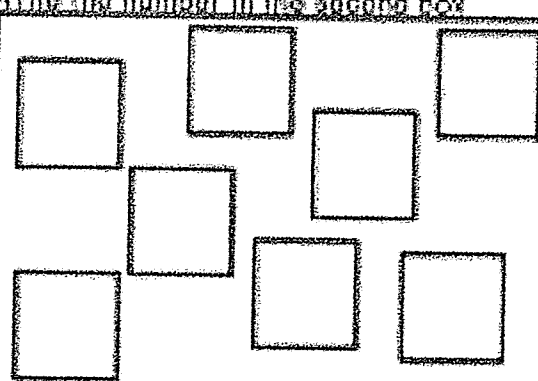


cr

I can count the objects write the number and then find 1 less. KCC4abc, KCC5.

SUBIT AND COUNTING PAGE 1

Name _____

Count the objects. Write the number in the first box. Put an X on the shaded object. Count the objects that are left. Write the number in the second box.

	
<input type="text"/>	<input type="text"/>
one less is	one less is
	
<input type="text"/>	<input type="text"/>
one less is	one less is

I can sequence numbers 10-1 and analyze a group of objects to draw 1 less.

Exit Ticket 1.36

Name _____

Date _____

Fill in the missing numbers.

10, 9, _____, _____, _____, 5, 4, _____, _____

Count and write the number of happy faces in the box. Draw another set below it that has one less, and write the number in your set.


A rectangular box containing seven simple line drawings of happy faces, each with two dots for eyes and a curved line for a smile. The faces are arranged in two rows: the top row has four faces and the bottom row has three faces. To the right of the faces is a large, empty square box for writing the count.

A large, empty rectangular box for drawing a new set of happy faces. To the right of the box is a large, empty square box for writing the number of faces drawn.

KW3: I can use writing conventions to create a sentence.

Name: _____

Finish the sentence. Draw a detailed picture to match.



Finish the sentence

I like to _____

Copy the sentence.

