

Name _____

13

1st Grade ELA Remote Learning Packet

Week 13



Dear Educator,

My signature is proof that I have reviewed my scholar's work and supported him to the best of my ability to complete all assignments.


(Parent Signature)

(Date)

Parents please note that all academic packets are also available on our website at www.brighterchoice.org under the heading "Remote Learning." All academic packet assignments are mandatory and must be completed by all scholars.



Day # 1



Name: _____ Week 13 Day 1 Date: _____
BCCS-B RPI SIENA UNION

Early World Civilizations (D5.W1.L1) Exit Ticket

Directions: Read and answer the questions.

1. After reading a fiction text or story it's important to retell it using

- The high-5 Retell Main Idea

2. A car can be a character.

- True False

3. Why is it important to use the High-5 Retell?

Homework

Directions: Read the story. Answer the questions about the story.


“SAM LOVES SCHOOL”

Sam loves school. He can't wait to go to school every day. One day Sam woke up with a **tickle** in his mouth. He coughed. The tickle did not go away. He **coughed** again. The tickle was still there. Sam went **downstairs** to tell his mom. His mom felt Sam's head. She told him he was sick and he should go back to bed. Sam was sad. He did not want to miss school. Today his teacher was **bringing** ice cream to school. Sam's mom said he could have ice cream at home. That made Sam feel a little better. The next day his tickle was gone. Sam was **happy** to go back to school.

<p>1. What was the problem?</p> <ul style="list-style-type: none">a. Sam did not like schoolb. Sam was sickc. Sam had a bad dreamd. Sam was happy	<p>2. How did Sam feel about missing school?</p> <ul style="list-style-type: none">a. happyb. madc. scaredd. sad
<p>3. What was the main idea in the story?</p> <ul style="list-style-type: none">a. Sleepingb. dreamsc. missing schoold. math	<p>4. What food was Sam going to miss at school?</p> <ul style="list-style-type: none">a. ice creamb. cookiesc. caked. pizza



Day # 2



Name: _____ Week 13 Day 2 Date: _____
BCCS-B RPI SIENA UNION

Early World Civilizations (D5.W1.L2) Exit Ticket

Directions: Read and answer the questions.

1. Can a school be a setting?

yes

no

2. The setting is _____ and _____ the story takes place.

3. Why do we use the High-5 Retell?

Name: _____ Week 13 Day 2 Date: _____
BCCS-B RPI SIENA UNION

Homework

Directions: Read the story.

“SAM LOVES SCHOOL”


Sam loves school. He can't wait to go to school every day. One day Sam woke up with a **tickle** in his mouth. He coughed. The tickle did not go away. He **coughed** again. The tickle was still there. Sam went **downstairs** to tell his mom. His mom felt Sam's head. She told him he was sick and he should go back to bed. Sam was sad. He did not want to miss school. Today his teacher was **bringing** ice cream to school. Sam's mom said he could have ice cream at home. That made Sam feel a little better. The next day his tickle was gone. Sam was **happy** to go back to school.

Name: _____ Week 13 Day 2 Date: _____
BCCS-B RPI SIENA UNION


Homework

Directions: After reading Sam Loves School answer each question using complete sentences.


What was the main idea?




What were the key details?




How would you describe the main character? Why?




What was the problem in the story?



How was the problem solved?




What was the mood in the story? How do you know?





Day # 3



Name: _____ Week 13 Day 3 Date: _____
BCCS-B RPI SIENA UNION

Early World Civilizations (D5.W1.L3) Exit Ticket

Directions: Read and answer the questions.

1. Who can characters be?

2. Write an example of one character from the story today.

3. Why is it important to use our high-5 retell after reading a text?


Homework

Directions: Write the word that completes each sentence.

1. A spider _____ making a web.
(are, is)
2. The ant _____ marching.
(are, is)
3. The lions _____ sleeping.
(are, is)
4. The tigers _____ hunting?
(are, is)
5. The motorcylcle _____ fast.
(are, is)
6. The babies _____ are hungry.
(are, is)
7. Today _____ Monday.
(are, is)



Day # 4



Name: _____ Week 13 Day 4 Date: _____
BCCS-B RPI SIENA UNION

Early World Civilizations (D5.W1.L4) Exit Ticket

Read and answer the questions.

1. What is the correct order for high-5 retell?

- title, author, beginning, middle, end
- characters, setting, beginning, middle, end

2. Where was Torn Wing trying to travel to?

- Egypt
- The Floating Gardens of Xochimilco

3. How did Torn Wing find his way?

Homework





rainbow trace the wh words

highlight the digraph wh

whip	wheel	when
where	what	white


whip when
white

Use the box above to identify the word that best completes each sentence.

The hamster runs in a _____. 	The snow is _____. 
She likes _____ cream on her pie. 	_____ time is it? 




Day # 5



Homework

Directions: Read the story Pirahna. Answer the comprehension questions in complete sentences.

Pirahna



A piranha is a small to medium sized fish. The word piranha means ‘fish tooth’. Piranhas eat snail, small fish, seeds, and fruit. Some people use piranha teeth to make tools or knives.

1. What is a Piranha?

2. Name two things piranhas eat.

3. What is something that humans have but piranhas don't?



Name _____



1st Grade ELA Remote Learning Packet

Week 14



Dear Educator,

My signature is proof that I have reviewed my scholar's work and supported him to the best of my ability to complete all assignments.


(Parent Signature)

(Date)

Parents please note that all academic packets are also available on our website at www.brighterchoice.org under the heading "Remote Learning." All academic packet assignments are mandatory and must be completed by all scholars.



Day # 1



Name: _____ Week 14 Day 1 Date: _____
BCCS-B RPI SIENA UNION

Early World Civilizations (D5.W2.L1) Exit Ticket

Directions: Read and answer the questions.

1. What was a runner's job?

2. What would happen if someone refused to be the runner?

3. Who picked people do be runners?

Homework

Directions: Read the story. Answer the questions about the story.

“MY Little Sister Drools”


My little sister **drools**. She just turned one. She drools all over her shirt. She drools all over my mom. She drools all over the floor. I do not like holding her because she drools so much.

Everyone thinks she is so **cute**, but not me. I think she is **sloppy**. One day we were at a store and she drooled all over me. I screamed, “Bella, no!” She just **giggled**. I was so mad. I handed Bella to mom, and started to cry. I had baby **slime** on my brand new shirt. Mom did not laugh at me. She felt so bad that she bought me a new shirt. I can not wait for Bella to stop drooling!

<p>1. What was the problem?</p> <ul style="list-style-type: none">a. Bella giggledb. Bella drooledc. Bella cried all the timed. Bella did not nap	<p>2. What did most people do when Bella drooled?</p> <ul style="list-style-type: none">a. got madb. think she was cutec. put her to bedd. they did nothing
<p>3. What was the main idea in the story?</p> <ul style="list-style-type: none">a. baby gigglesb. new shirtsc. droolingd. shopping	<p>4. Why did the narrator (the person telling the story) start to cry?</p> <ul style="list-style-type: none">a. drool was on the shirtb. mom laughedc. she was happyd. she got hurt



Day # 2



Name: _____ Week 14 Day 2 Date: _____
BCCS-B RPI SIENA UNION

Early World Civilizations (D5.W2.L2) Exit Ticket

Directions: Read and answer the questions.

1. Who discovered Machu Picchu?

- a. George Washington
- b. Hiram Bingham

2. How was Machu Picchu discovered?

Machu Picchu discovered by climbing a _____.

3. Draw a picture of what archeologists do.



Name: _____ Week 14 Day 2 Date: _____
BCCS-B RPI SIENA UNION

Homework

Directions: Read the story.

"MY LITTLE SISTER DROOLS"

My little sister **drools**. She just turned one. She drools all over her shirt. She drools all over my mom. She drools all over the floor. I do not like holding her because she drools so much.


Everyone thinks she is so **cute**, but not me. I think she is **sloppy**. One day we were at a store and she drooled all over me. I screamed, "Bella, no!" She just **giggled**. I was so mad. I handed Bella to mom, and started to cry. I had baby **slime** on my brand new shirt. Mom did not laugh at me. She felt so bad that she bought me a new shirt. I can not wait for Bella to stop drooling!

Name: _____ Week 14 Day 2 Date: _____
BCCS-B RPI SIENA UNION

Homework

Directions: After reading My Little Sister Drools answer each question using complete sentences.


What was the main idea?




What were the key details?




How would you describe the main character? Why?




What was the problem in the story?



How was the problem solved?




What was the mood in the story? How do you know?





Day # 3



Name: _____ Week 14 Day 3 Date: _____
BCCS-B RPI SIENA UNION

Early World Civilizations (D5.W2.L3) Video Note Sheet



NOTE-TAKING FROM A VIDEO

Before and as you watch a video, keep track of your knowledge and new facts. Afterwards, think of questions you still have.

Topic: _____

Video Title: _____

Before the video

I already know...

As you watch

Facts I've learned:

- 1)
- 2)
- 3)

After the video


Questions I still have:

- 1)
- 2)
- 3)



Day # 4

Winter Break



Homework

Directions: Read the story The Picnic. Answer the comprehension questions in complete sentences.

The Picnic

I had a picnic with my friend Kim. We went to the park. We put a blanket on the grass. We had sandwiches. We had apples and cookies. We played on the swings, too. We had such a fun time at our picnic.



1. Where was the picnic?

2. What did they eat?


3. What did they do after they ate?

4. Is this story Fiction or Nonfiction? How do you know?



Day # 5

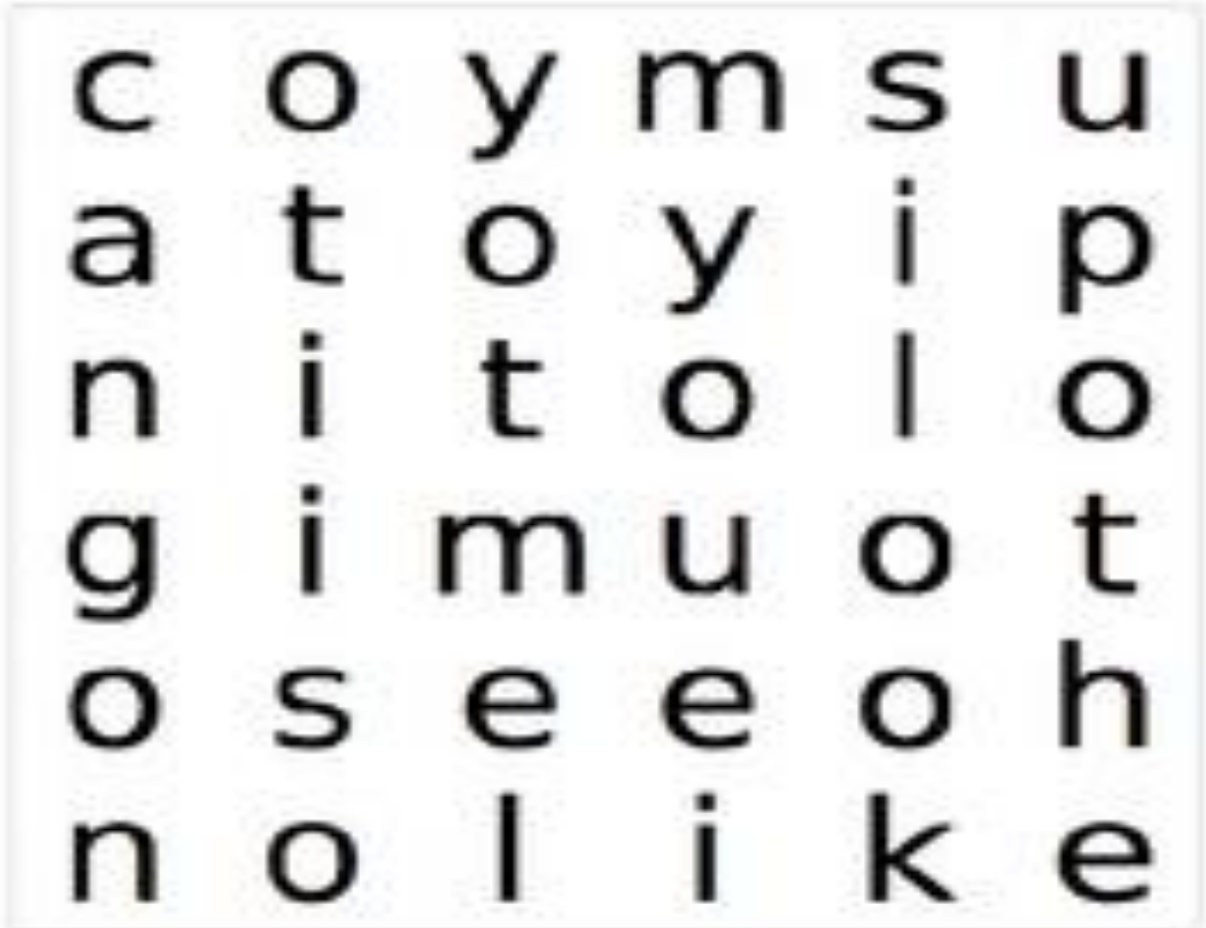
Winter Break




Name: _____ Week 14 Day 5 Date: _____
BCCS-B RPI SIENA UNION

Homework

Directions: Find the 15 sight words at the bottom of the page in the word search.



the like see my to
me can go is it
at look no up you



Name _____

15

1st Grade ELA Remote Learning Packet

Week 15



Dear Educator,

My signature is proof that I have reviewed my scholar's work and supported him to the best of my ability to complete all assignments.

(Parent Signature)


(Date)

Parents please note that all academic packets are also available on our website at www.brighterchoice.org under the heading "Remote Learning." All academic packet assignments are mandatory and must be completed by all scholars.



Day # 1


Winter Break



Name: _____ Week 15 Day1 Date: _____
BCCS-B RPI SIENA UNION

Homework


Directions: Color -at words yellow, -ed words green, and -ip words black.





Day # 2

Winter Break




Homework

Directions: Read the story twice. Answer the comprehension questions at the bottom of the page.

Snowball Fight

Two feet of snow, I am ready to go! I put on my coat, hat, and mittens before heading out the door. Once I get outside, it is time for me to hide. I make a big ball of snow. Here comes Jack! Ready, set, throw! I hit him in the back. He whips around and hits me too. I fall to the ground to make another ball. Who will win? We may never know.




-
1. Which word rhymes with hide?
 - a. outside
 - b. other
 - c. hide

2. What does the story say you need to wear to a snowball fight?



Day # 3

Winter Break



Homework

Directions: Read the passage twice. Answer the questions in complete sentences.



In the Winter

In the winter I can feel the frozen air on my face. In the winter I smell wood burning in the fireplace. In the winter I taste the warm drink in my cup. In the winter I see snowflakes when I look up. In the winter I hear snow crunch under my feet. In the winter I sense lots of things that are neat.

1. Which sense do I use to smell the fire?

2. What do I see in the winter?


3. How does the air feel on my face?

4. What drink could be in my cup?



Day # 4

Winter Break



Name: _____ Week 15 Day4 Date: _____
BCCS-B RPI SIENA UNION

Homework

Directions: Read the story twice.

Building a Snowman

First, Sam rolls a big snowball in the snow. Next, Zack puts a smaller snowball on top of Sam's snowball. Then, Kate stacks a third snowball on top for the head. Last, Ben decorates the snowman.




Name: _____ Week 15 Day4 Date: _____
BCCS-B RPI SIENA UNION

Homework

Directions: Use the story to write the four steps to build a snowman.



First,



Next,



Then,




Last,



Day # 5

Winter Break



Homework

Directions: Read the passage twice. Answer the questions using information from the story .

Sleeping Bears

In cold parts of the world, bears often sleep all winter long. This is because there is not much food for them to eat at this time of year. Some bears dig a den to sleep in. Other bears sleep in caves. They like to curl up in a ball to keep warm. When the days become warmer, the bears come out to look for food.

1. When do bears sleep a lot?

- in summer
- when it is hot
- in winter



2. Why do bears sleep for a long time?

- it is too hot
- there is not much food
- there is a lot of food

3. Where do bears sleep?

- in dens and caves
- at the beach
- in lakes and dens

4. What do bears do when they get up?

- have some fun
- look for food
- have a rest

5. Draw a bear standing up.

