




Name \_\_\_\_\_



# 1<sup>st</sup> Grade Reading Mastery Packet Remote Learning Packet

## Week 16



Dear Educator,

My signature is proof that I have reviewed my scholar's work and supported him to the best of my ability to complete all assignments.


\_\_\_\_\_  
(Parent Signature)

\_\_\_\_\_  
(Date)

Parents please note that all academic packets are also available on our website at [www.brighterchoice.org](http://www.brighterchoice.org) under the heading "Remote Learning." All academic packet assignments are mandatory and must be completed by all scholars.



**Day # 1**



Name: \_\_\_\_\_ Week 16 Day 1: Date: \_\_\_\_\_

BCCS-B

RPI Siena Union

Directions: Part 1: Read and write the sentence. Part 2: Write each sound Part 3: Write each word on the right line. Part 4: X out the word "hats".

**Part 1:**

**giv<sub>e</sub> mē a soc<sub>k</sub>.**  
give mē a sock.  
\_\_\_\_\_  
\_\_\_\_\_

**Part 2:**

<b>ō</b>	<b>lāte</b>
<b>ī</b>	<b>that</b>
<b>v</b>	<b>hōld</b>
<b>k</b>	<b>rock</b>
<b>ū</b>	<b>mē</b>

**Part 3:**

**Part 4:**

hats sit hats at ~~hats~~  
rock hats littl<sub>e</sub> hats hats  
can wē hats now hav<sub>e</sub> hats hats

Name: \_\_\_\_\_ Week 16 Day 1: Date: \_\_\_\_\_

BCCS-B

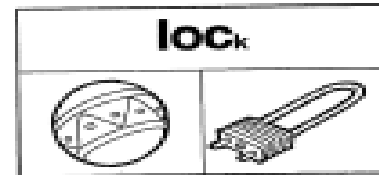

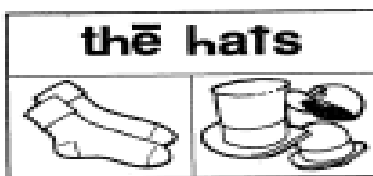
RPI Siena Union

Directions: Part 1: Reread the sentence from pg. 3 and draw it. Part 2: Circle the picture that matches the word.

**Part 1:**




**Part 2:**





**Day # 2**



Name: \_\_\_\_\_ Week 16 Day 2: Date: \_\_\_\_\_

BCCS-B

RPI Siena Union

Directions: Part 1: Read and write the sentence. Part 2: Write each sound Part 3: Write each word on the right line. Part 4: X out the word "need".

**Part 1:**

**thē man was cōld.**

thē man was cōld.

**Part 2:**

**w**

**k**

**v**

**f**

**ā**

**shē**

**mitt**

**ran**

**hats**

**said**

**Part 3:**

**Part 4:**

will

nēēd

did

nēēd

~~nēēd~~

nēēd

nō

nēēd

can

fēēt

sand

nēēd

nēēd

nēēd

nēēd

tēēth

ē.t

hōld

nēēd


Name: \_\_\_\_\_ Week 16 Day 2: Date: \_\_\_\_\_

BCCS-B


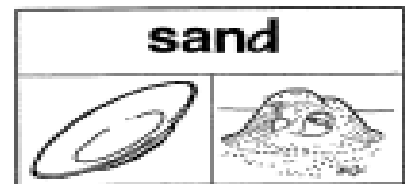


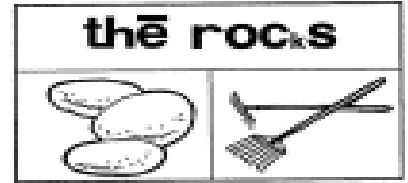
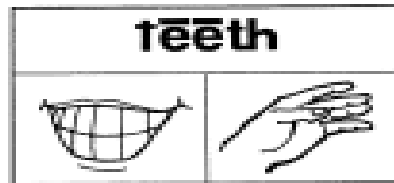
RPI Siena Union

Directions: Part 1: Reread the sentence from pg. 6 and draw it. Part 2: Circle the picture that matches the word.

**Part 1:**




**Part 2:**





**Day # 3**





Name: \_\_\_\_\_ Week 16 Day 3: Date: \_\_\_\_\_

BCCS-B

RPI Siena Union

Directions: Part 1: Read and write the sentence. Part 2: Write each sound Part 3: Write each word on the right line. Part 4: X out the word "not".

**Part 1:**

**thē gō<sub>a</sub>t ā<sub>e</sub> thē cō<sub>a</sub>t.**

thē gō<sub>a</sub>t ā<sub>e</sub> thē cō<sub>a</sub>t.

**Part 2:**

**g**

**c**

**k**

**d**

**t**

**hit**

**ōld**

**sāve**

**how**

**I**

**Part 3:**

**Part 4:**

not

nōs.

not

~~not~~

not

now

sac<sub>k</sub>

not

fish

not

hē

not

hāt.

that

not

not

got

not

is


Name: \_\_\_\_\_ Week 16 Day 3: Date: \_\_\_\_\_

BCCS-B

RPI Siena Union

Directions: Part 1: Reread the sentence from pg. 9 and draw it. Part 2: Circle the picture that matches the word.

**Part 1:**




**Part 2:**

<p><b>thē sack<sub>s</sub></b></p> 	<p><b>a rug</b></p> 	<p><b>tā<i>l</i></b></p> 
<p><b>lic<sub>k</sub></b></p> 	<p><b>shac<sub>k</sub></b></p> 	<p><b>hē</b></p> 
<p><b>a rā<i>k</i></b></p> 	<p><b>nō<i>s</i></b></p> 	<p><b>shē</b></p> 
<p><b>fē<i>e</i>t</b></p> 	<p><b>hut</b></p> 	<p><b>mā<i>l</i></b></p> 



**Day # 4**



Name: \_\_\_\_\_ Week 16 Day 4: Date: \_\_\_\_\_

BCCS-B

RPI Siena Union

Directions: Part 1: Read and write the sentence. Part 2: Write each sound Part 3: Write each word on the right line. Part 4: X out the word "man".

**Part 1:**

**a cow got on a rock.**

a cow got on a rock.

**Part 2:**

**p** p p

**v**

**d**

**g**

**s**

sat

hē

now

mud

nāme

**Part 3:**

**Part 4:**

on man man said ~~man~~  
man sand man not  
man man shāv.  
rock man mad sō man man nēēd


Name: \_\_\_\_\_ Week 16 Day 4: Date: \_\_\_\_\_

BCCS-B



RPI Siena Union

Directions: Part 1: Reread the sentence from pg. 12 and draw it. Part 2: Circle the picture that matches the word.

**Part 1:**




**Part 2:**





**Day # 5**



Name: \_\_\_\_\_ Week 16 Day 5: Date: \_\_\_\_\_

BCCS-B

RPI Siena Union

Directions: Part 1: Read and write the sentence. Part 2: Write each sound Part 3: Write each word on the right line. Part 4: X out the word "sand".

**Part 1:**

**hē had sand on him.**

hē had sand on him.

**Part 2:**

**p** p p  
**g**  
**v**  
**t**  
**I**

**sock**  
**of**  
**run**  
**ham**  
**to**

**Part 3:**

**Part 4:**

sand now sand and ~~sand~~  
gāve sand on sand sand  
sand old sand little sand  
sand sat fēet sand gō


Name: \_\_\_\_\_ Week 16 Day 5: Date: \_\_\_\_\_

BCCS-B


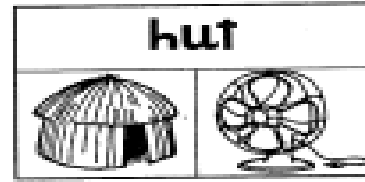
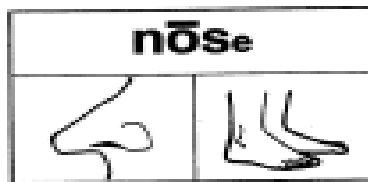

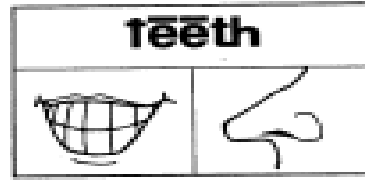
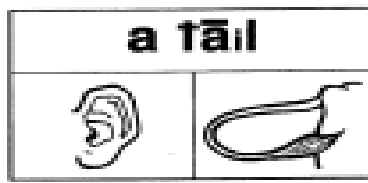


RPI Siena Union

Directions: Part 1: Reread the sentence from pg. 15 and draw it. Part 2: Circle the picture that matches the word.

**Part 1:**



**Part 2:**







Name \_\_\_\_\_



## 1<sup>st</sup> Grade Reading Mastery Packet Remote Learning Packet

### Week 17



Dear Educator,

My signature is proof that I have reviewed my scholar's work and supported him to the best of my ability to complete all assignments.


\_\_\_\_\_  
(Parent Signature)

\_\_\_\_\_  
(Date)

Parents please note that all academic packets are also available on our website at [www.brighterchoice.org](http://www.brighterchoice.org) under the heading "Remote Learning." All academic packet assignments are mandatory and must be completed by all scholars.



**Day # 1**



Name: \_\_\_\_\_ Week 17 Day 1: Date: \_\_\_\_\_

BCCS-B

RPI Siena Union

Directions: Part 1: Read and write the sentence. Part 2: Write each sound Part 3: Write each word on the right line. Part 4: X out the word "run".

**Part 1:**

**hē ran thē fan.**

hē ran thē fan.

**Part 2:**

**sh**

**th**

**o**

**ō**

**v**

**cow**

**did**

**lock**

**ēat**

**mom**

**Part 3:**

**Part 4:**

run

sō

run

run

~~run~~

run

is

run

fun

run

lāte

rag

run

run

got

run

sand

did

rug

Name: \_\_\_\_\_ Week 17 Day 1: Date: \_\_\_\_\_

BCCS-B

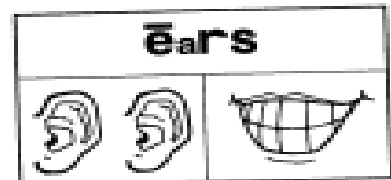
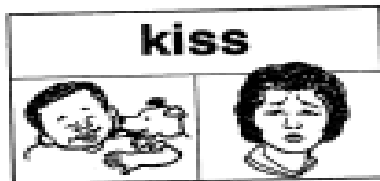



RPI Siena Union

Directions: Part 1: Reread the sentence from pg. 19 and draw it. Part 2: Circle the picture that matches the word.

**Part 1:**



**Part 2:**



Name: \_\_\_\_\_ Week 17 Day 2: Date: \_\_\_\_\_

BCCS-B

RPI Siena Union

Directions: Part 1: Read and write the sentence. Part 2: Write each sound Part 3: Write each word on the right line. Part 4: X out the word "hand".

**Part 1:**

**thē dog ātē thē car.**

thē dog ātē thē car.

**Part 2:**

r

sh

ē

u

l

fun

give

māde

lick

and

**Part 3:**

**Part 4:**

hand sand ~~hand~~  
sit hand hat hand cow hand cold  
hand hand hot hand hand  
hand and hand need was

Name: \_\_\_\_\_ Week 17 Day 2: Date: \_\_\_\_\_

BCCS-B

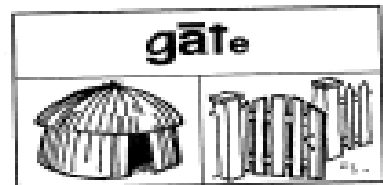
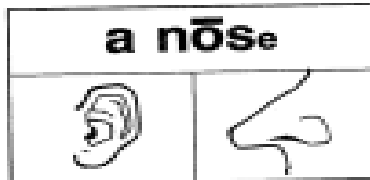
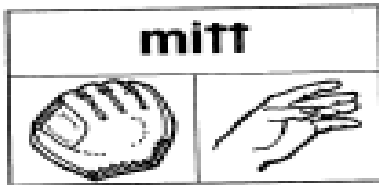



RPI Siena Union

Directions: Part 1: Reread the sentence from pg. 21 and draw it. Part 2: Circle the picture that matches the word.

**Part 1:**




**Part 2:**





**Day # 3**



Name: \_\_\_\_\_ Week 17 Day 3: Date: \_\_\_\_\_

BCCS-B

RPI Siena Union

Directions: Part 1: Read and write the sentence. Part 2: Write each sound Part 3: Write each word on the right line. Part 4: X out the word "dog".

**Part 1:**

**thē gōat sat on a log.**

thē gōat sat on a log.

**Part 2:**

**p** p p

**c**

**f**

**ā**

**v**

**tāil**

**rāke**

**cōld**

**is**

**sock**

**Part 3:**

**Part 4:**

dog log dog did ~~dog~~  
gāte dog dog nō dog dog  
dog dish dog shāve dog  
dog cow hē



Name: \_\_\_\_\_ Week 17 Day 4: Date: \_\_\_\_\_

BCCS-B

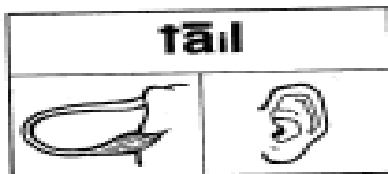
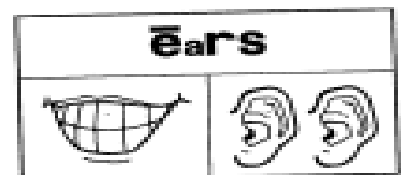
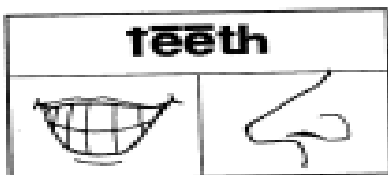


RPI Siena Union

Directions: Part 1: Reread the sentence from pg. 24 and draw it. Part 2: Circle the picture that matches the word.

**Part 1:**




**Part 2:**





**Day # 4**



Name: \_\_\_\_\_ Week 17 Day 4: Date: \_\_\_\_\_

BCCS-B

RPI Siena Union



Directions: Part 1: Read and write the sentence. Part 2: Write each sound Part 3: Write each word on the right line. Part 4: X out the word "pot".

**Part 1:**

**a man sat on a gōat.**

a man sat on a gōat.

**Part 2:**

**l** \_\_\_\_\_  
**i** \_\_\_\_\_  
**w** \_\_\_\_\_  
**ch**    
**v** \_\_\_\_\_

**ēars**  
**gōat**  
**sō**  
**sad**  
**hē**

**Part 3:**

**Part 4:**

pot his farm pot ~~pet~~  
shē pot pot pot got  
fōr cop pot top pot  
pot said sō pot

Name: \_\_\_\_\_ Week 17 Day 5: Date: \_\_\_\_\_

BCCS-B

RPI Siena Union


Directions: Part 1: Reread the sentence from pg. 27 and draw it. Part 2: Circle the picture that matches the word.


**Part 1:**




**Part 2:**


	nōse
	tēeth
	ēar
	car

	cat
	cow
	nut
	lock

	SOck
	fan
	lāke
	rock


	rat
	fish
	rāke
	hut

	gōat
	cōat
	cat
	got

	nō
	nōse
	on
	not



**Day # 5**



Name: \_\_\_\_\_ Week 17 Day 5: Date: \_\_\_\_\_

BCCS-B

RPI Siena Union

Directions: Part 1: Read and write the sentence. Part 2: Write each sound Part 3: Write each word on the right line. Part 4: X out the word "fish".

**Part 1:**

**hē has lots of cars.**

hē has lots of cars.

**Part 2:**

ch ch ch  
i  
w  
h  
m

fat

hill

not

said

ran

**Part 3:**

**Part 4:**

is fish was fish ~~fish~~  
fish fat fish the  
wish am fish fish  
now fish fog fish late  
fish fish


Name: \_\_\_\_\_ Week 17 Day 5: Date: \_\_\_\_\_

BCCS-B


RPI Siena Union


Directions: Part 1: Reread the sentence from pg.30 and draw it. Part 2: Circle the picture that matches the word


**Part 1:**



**Part 2:**

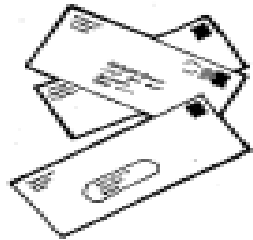
	man
	cat
	tāil
	car

	rug
	rat
	gāte
	rāke

	dog
	rag
	rock
	cow

	log
	dish
	shack
	gōat

	cōat
	can
	cōld
	car

	tāil
	āte
	māil
	shāve