




Name _____



**1st Grade Reading Mastery Remote Learning Packet
Week 13**



Dear Educator,

My signature is proof that I have reviewed my scholar's work and supported him to the best of my ability to complete all assignments.


(Parent Signature)

(Date)

Parents please note that all academic packets are also available on our website at www.brighterchoice.org under the heading "Remote Learning." All academic packet assignments are mandatory and must be completed by all scholars.



Day # 1



Name: _____ Week 13 Day 1: Date: _____

BCCS-B

RPI Siena Union

Directions: Part 1: Read and write the sentence. Part 2: Write each sound Part 3: Write each word on the right line. Part 4: X out the word "no".

Part 1:

shē was not mad.
shē was not mad.

Part 2:

f _____
k _____
c _____
r _____
m _____

can _____
dish _____
āte _____
man _____
got _____

Part 3:

Part 4:

~~nō~~ gāt. nō am not nō
hat nō sand nō tāil nō
nō cow wish nō hit nō

~~nō~~

Name: _____ Week 13 Day 1: Date: _____

BCCS-B

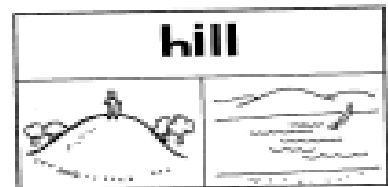
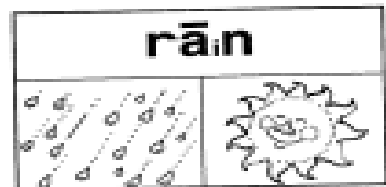


RPI Siena Union

Directions: Part 1: Reread the sentence from pg. 3 and draw it. Part 2: Circle the picture that matches the word.

Part 1:




Part 2:





Day # 2



Name: _____ Week 13 Day 2: Date: _____

BCCS-B

RPI Siena Union

Directions: Part 1: Read and write the sentence. Part 2: Write each sound Part 3: Write each word on the right line. Part 4: X out the word "the".

Part 1:

hē sat with a cat.
hē sat with a cat.

Part 2:

ō o .
k
o
ā
u

sat
I
mē
his
fit

Part 3:

Part 4:

thē shē cat ~~thē~~
hē thē āt. thē thē hug thē
thē littl. thē thē lick
nō thē

Name: _____ Week 13 Day 2: Date: _____

BCCS-B


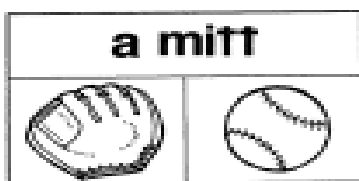


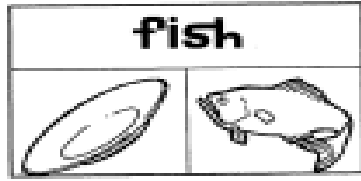


RPI Siena Union

Directions: Part 1: Reread the sentence from pg. 6 and draw it. Part 2: Circle the picture that matches the word.

Part 1:




Part 2:





Day # 3



Name: _____ Week 13 Day 3: Date: _____

BCCS-B

RPI Siena Union

Directions: Part 1: Read and write the sentence. Part 2: Write each sound Part 3: Write each word on the right line. Part 4: X out the word "if".

Part 1:

hē has nō tēeth.

hē has nō tēeth.

Part 2:

k _____

o ○ _____

ō _____

m _____

ē _____

kick _____

got _____

said _____

cow _____

with _____

Part 3:

Part 4:

if said if him ~~if~~

if now if nō if kick if

thē if wish if rug if fēēl


Name: _____ Week 13 Day 3: Date: _____

BCCS-B


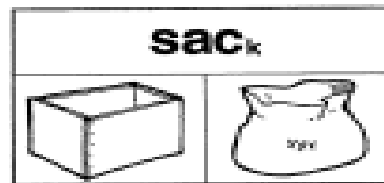



RPI Siena Union

Directions: Part 1: Reread the sentence from pg. 9 and draw it. Part 2: Circle the picture that matches the word.

Part 1:




Part 2:





Day # 4



Name: _____ Week 13 Day 4: Date: _____

BCCS-B


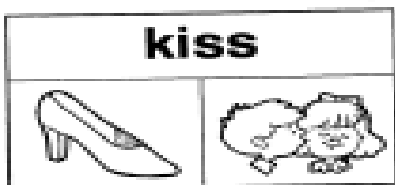
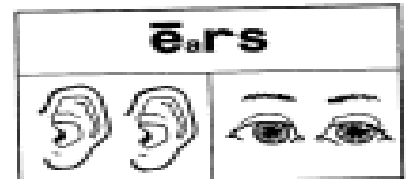
RPI Siena Union

Directions: Part 1: Reread the sentence from pg. 12 and draw it. Part 2: Circle the picture that matches the word.

Part 1:




Part 2:





Day # 5



Name: _____ Week 13 Day 5: Date: _____

BCCS-B

RPI Siena Union

Directions: Part 1: Read and write the sentence. Part 2: Write each sound Part 3: Write each word on the right line. Part 4: X out the word "and".

Part 1:

a cat is on thē cow.
a cat is on thē cow.

Part 2:

ō	sō
k	run
I	mad
sh	nō
u	sick

Part 3:

Part 4:

thē and rat lic_x ~~and~~
and sat and nō and man
and and āt_e and
sand and him and


Name: _____ Week 13 Day 5: Date: _____

BCCS-B

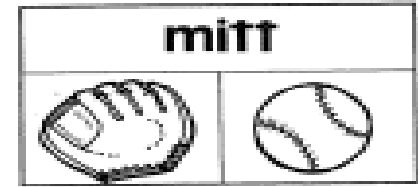

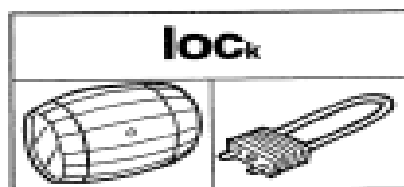



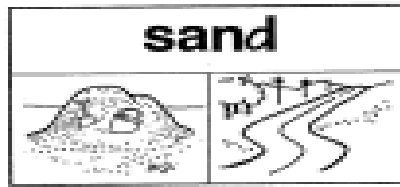
RPI Siena Union


Directions: Part 1: Reread the sentence from pg. 15 and draw it. Part 2: Circle the picture that matches the word.

Part 1:




Part 2:





Name _____



**1st Grade Reading Mastery Remote Learning Packet
Week 14**



Dear Educator,

My signature is proof that I have reviewed my scholar's work and supported him to the best of my ability to complete all assignments.


(Parent Signature)

(Date)

Parents please note that all academic packets are also available on our website at www.brighterchoice.org under the heading "Remote Learning." All academic packet assignments are mandatory and must be completed by all scholars.



Day # 1



Name: _____ Week 14 Day 1: Date: _____

BCCS-B

RPI Siena Union

Directions: Part 1: Read and write the sentence. Part 2: Write each sound Part 3: Write each word on the right line. Part 4: X out the word "cow".

Part 1:

I can hōld thē hats.
I can hōld thē hats.

Part 2:

ā _____
ō _____
o _____
a _____
v v _____

cāke

fān

it

was

man

Part 3:

Part 4:

cow **have** **cow** **cow** **cow**
kiss **cat** **if** **cow** **wish** **cow**
now **how** **late** **cow** **feet**




Name: _____ Week 14 Day 1: Date: _____

BCCS-B

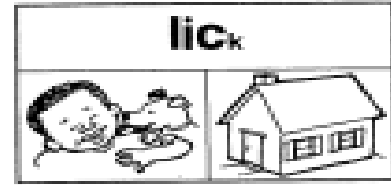



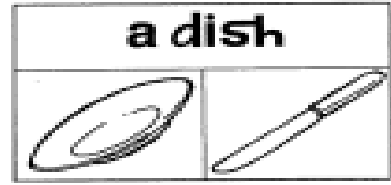




RPI Siena Union

Directions: Part 1: Reread the sentence from pg. 19 and draw it. Part 2: Circle the picture that matches the word.

Part 1:



Part 2:



Name: _____ Week 14 Day 2: Date: _____

BCCS-B

RPI Siena Union

Directions: Part 1: Read and write the sentence. Part 2: Write each sound Part 3: Write each word on the right line. Part 4: X out the word "can".

Part 1:

wē hav_e sac_ks.

wē have sacks.

Part 2:

th	rag
sh	him
h	thē
l	rug
g	sēē

Part 3:

Part 4:

can can nō can ~~can~~

fish can cat tēēth

sand can and can can

can cow is not can


Name: _____ Week 14 Day 2: Date: _____

BCCS-B

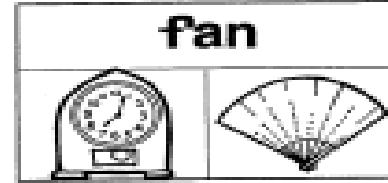
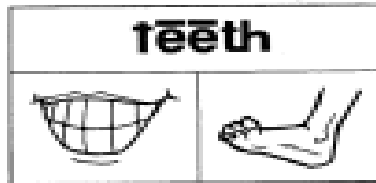

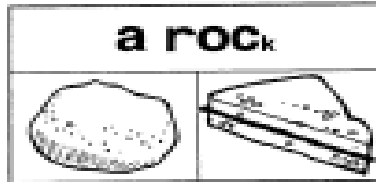
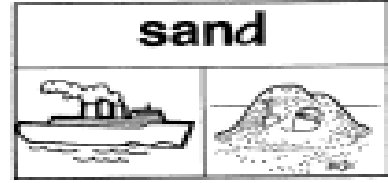

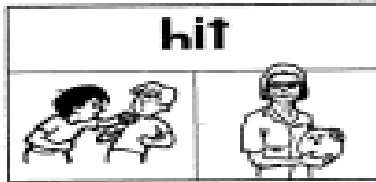
RPI Siena Union

Directions: Part 1: Reread the sentence from pg. 21 and draw it. Part 2: Circle the picture that matches the word.

Part 1:




Part 2:





Day # 3



Name: _____ Week 14 Day 3: Date: _____

BCCS-B

RPI Siena Union

Directions: Part 1: Read and write the sentence. Part 2: Write each sound Part 3: Write each word on the right line. Part 4: X out the word "now".

Part 1:

thē old man shāv_es.

thē old man shāves.

Part 2:

v _____

w _____

n _____

u _____

h _____

Part 3:

in _____

can _____

gāte _____

this _____

a _____

Part 4:

now not lick now ~~now~~

now now mē now if

āt. now kitten cow now

can now has now


Name: _____ Week 14 Day 3: Date: _____

BCCS-B

RPI Siena Union

Directions: Part 1: Reread the sentence from pg. 24 and draw it. Part 2: Circle the picture that matches the word.

Part 1:



Part 2:

