


Name _____

3rd Grade ELA Remote Learning Packet

Week 15



Dear Educator,

My signature is proof that I have reviewed my scholar's work and supported him to the best of my ability to complete all assignments.

(Parent Signature)


(Date)

Parents please note that all academic packets are also available on our website at www.brighterchoice.org under the heading "Remote Learning." All academic packet assignments are mandatory and must be completed by all scholars.



Day # 1

Winter Break



BCCS-B

Harvard

Yale

Princeton

Winter Writing

Writing Prompt: You have been sick all week. However, the first snow of the year is falling. It is beautiful snow and you really really want to go out and play with your friends. Your parents are afraid if you go out to play your cold will get worse. Write a persuasive letter to your parents persuading them to let you go out and play in the snow.

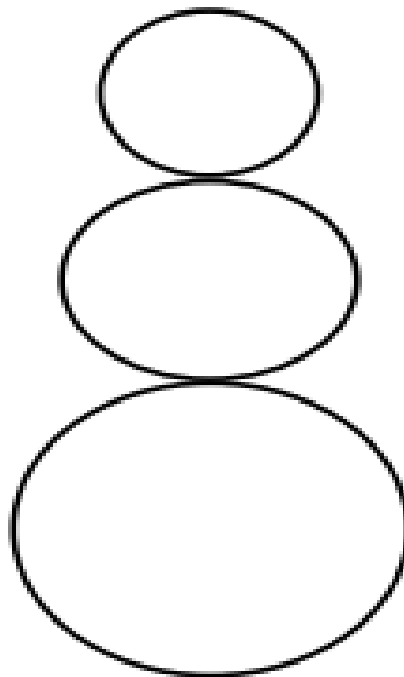
This image shows a handwriting practice sheet. At the top, there is a header row consisting of 20 slanted lines. Below this header, there are 10 rows of three horizontal lines each, providing a structured space for practicing letter formation and alignment.

Name: _____
BCCS-B

Week 15 Day 1 Date: _____
Harvard Yale Princeton

SNOWMAN GOYPH

Name: _____




After you finish the directions below, feel free to decorate your snowman as you like.

Will you travel for winter break?	Yes— Build a friend for the snowman to the right of him.	No— Build a friend for the snowman to the left of him.
How many books will you read during winter break?	Less than 2— Give your snowman a nose made of coal.	More than 2— Give your snowman a carrot nose.
Will you bake any of your favorite recipes?	Yes— Give your snowman a scarf with stripes.	No— Give your snowman a scarf with polka dots.
Will you play in the snow (if it snows)?	Yes— Add snowflakes to your picture.	No— Make it a sunny day with no snowflakes.
Will you have visitors from out of town?	Yes— Give your snowman two buttons.	No— Give your snowman three buttons.
Is winter your favorite season?	Yes— Give your snowman big eyes.	No— Give your snowman small eyes.
Will you study during winter break?	Yes— Tilt your snowman's arms upwards.	No— Tilt your snowman's arms downward.



Day # 2

Winter Break



Name: _____ Week 15 Day 2 Date: _____
BCCS-B Harvard Yale Princeton

Directions: Read the sentences in the table below. Determine which type of figurative language it is and write the answer in the box.

Personification: Giving human qualities to an inanimate object or animal.

Simile: Comparing two unlike things using like or as.

Metaphor: Comparing two unlike things without using the words like or as.

metaphor	simile	personification
----------	--------	-----------------

<div>My hands are as cold as ice.</div> <div>Example: Simile</div>	My grandmother is a ray of sunshine on a cold day.	The snowflakes dance through the air.
The cold air slapped my face as I walked out doors.	The snow is a white blanket on the ground.	The snowman was as tall as a skyscraper.
My brother is like a polar bear in winter.	The new boots called my name.	Our snow sled is a rocket.
Her smile is a warm hug.	We skated across the ice like penguins.	The warm blanket hugged me tightly.

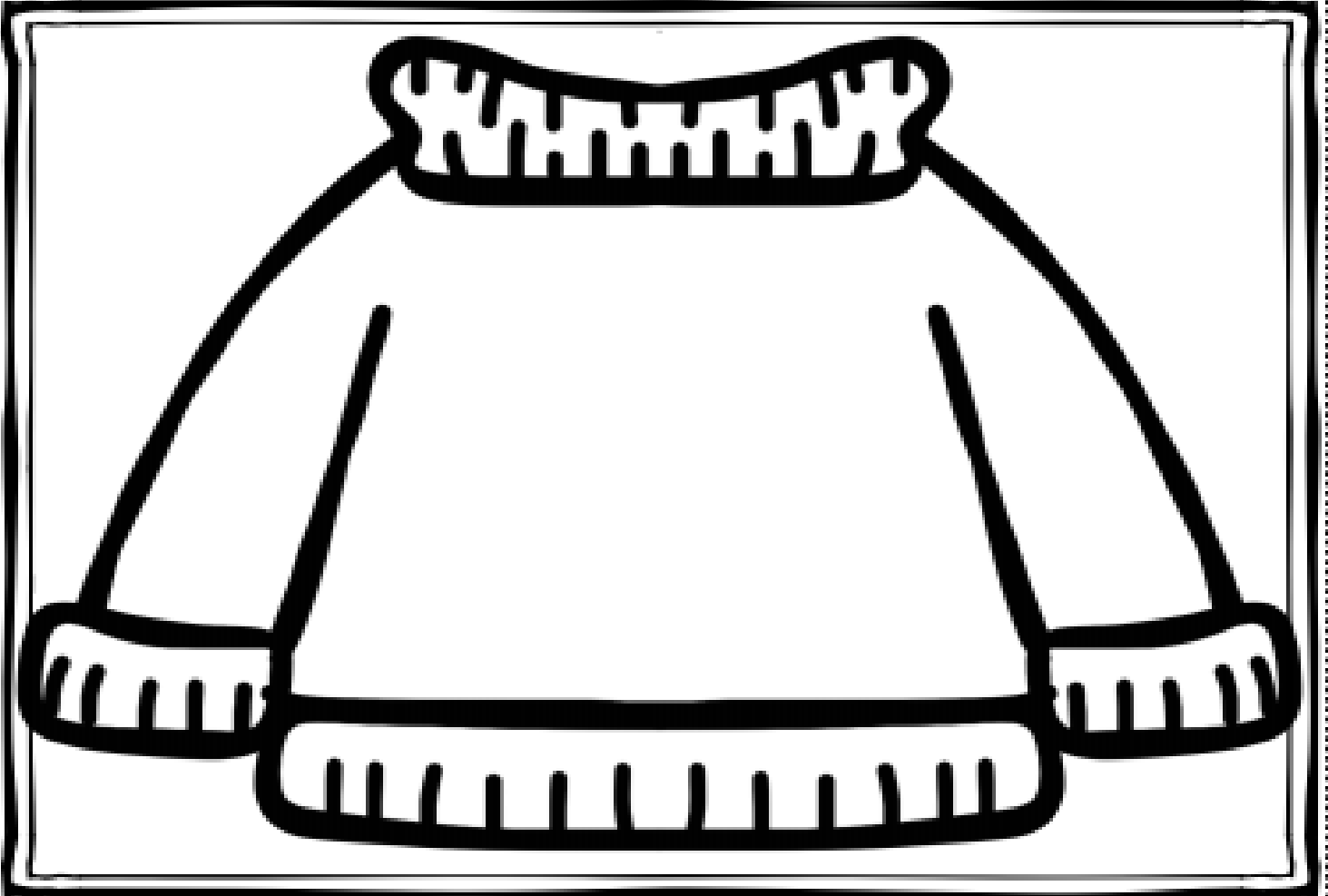
Name: _____
BCCS-B

Week 15 Day 2 Date: _____
Harvard Yale Princeton

Name: _____

Tacky Winter Sweater

Directions: Design a super tacky winter sweater. Sketch a picture of it below.




How will you persuade others to buy your super tacky sweater?



Day # 3

Winter Break



Name: _____
BCCS-B

Week 15 Day 3 Date: _____
Harvard Yale Princeton

Name: _____

Winter End Marks

Cut and paste each sentence under the correct end mark.

.	!	?

I can't believe it is snowing	No two snowflakes are exactly the same	Have you ever been in a blizzard
Water turns to ice when it freezes	Did it snow last night	It is important to wear warm clothing in cold weather
Let's go build a snowman	Can we have hot chocolate after dinner	You should always walk carefully on frozen sidewalks
Have you heard about the new ice skating rink	School is canceled	Did you see the icicles hanging from the mailbox

Name: _____
BCCS-B

Week 15 Day 3 Date: _____
Harvard Yale Princeton

Directions: On the lines below tell me your favorite thing you have done so far on winter break. Make sure to include capitals and punctuation where it is needed. Use RACES to structure your response.

Name: _____
BCCS-B


Week 15 Day 3 Date: _____
Harvard Yale Princeton





Day # 4

Winter Break



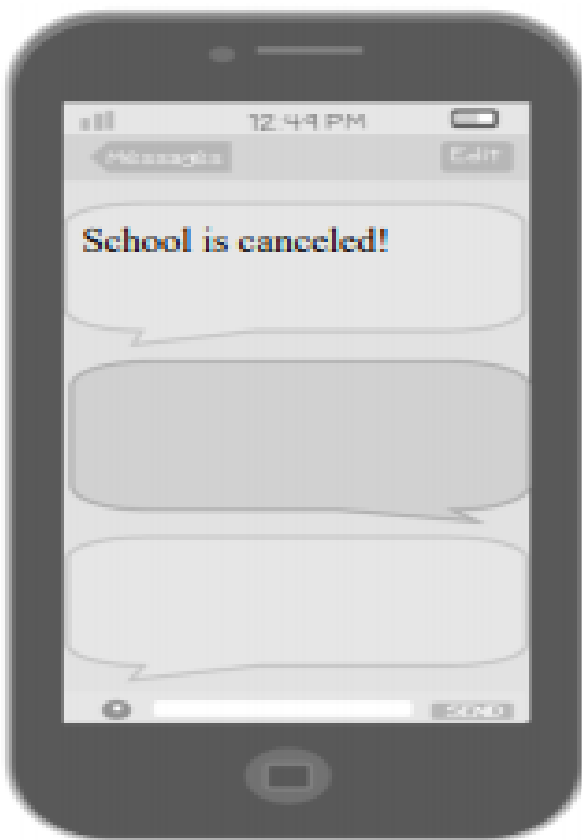
Name: _____
BCCS-B

Week 15 Day 4 Date: _____
Harvard Yale Princeton

Name: _____

Winter Texts

Directions: Complete the text convo between you and your BFF. Then, write a short story based on the text message conversation.



Writing Plan

Characters	Setting
Problem and Solution	Beginning / Middle / End

Name: _____

BCCS-B

Week 15 Day 4 Date: _____

Harvard

Yale

Princeton



The Mitten



Vocabulary Reference Sheet

1. **burrow** – to tunnel or dig down into something .
ACT IT OUT: Use your hands to pretend you are digging into the mitten.
2. **admire** – To look upon something with love, wonder, or pleasure.
ACT IT OUT: Pretend you are looking at something you love, like a cute puppy or a beautiful flower.
3. **jostle** – To bump, push, or shove, roughly and rudely.
VISUALIZE IT: Imagine that you are in a big crowd, and everyone is pushing, shoving, and jostling to get through.
4. **talons** – A bird's claws.
ACT IT OUT: Curl your index finger to make it look like the owl's claw, or talon.
5. **drowsy** – tired; sleepy
VISUALIZE IT: Think of a time when you were so tired and drowsy, you felt like you couldn't stay awake.
6. **lumber** – To move heavily or clumsily.
ACT IT OUT: walk around the room the way a bear would lumber.
7. **scatter** – to separate and go off in many different directions.
ACT IT OUT: Pretend that you are a farmer, scattering seeds on the ground.
8. **silhouette** – The outline of a shape.
VISUALIZE IT: Image the way the outline of the white mitten looked against the blue sky when it was flying in the air.

Name: _____
BCCS-B

Week 15 Day 4 Date: _____
Harvard Yale Princeton

Name: _____



The Mitten

Vocabulary Worksheet



Read each sentence. Use the context clues to fill-in-the-blank with the correct vocabulary word from the word bank.

Word Bank

talons	burrowed	
jostle	lumbered	drowsy
scattered	admired	silhouette

1. After the doctor stayed up all night in surgery, he felt very _____, and struggled to keep his eyes open.
2. The chipmunk _____ down into its hole in the ground.
3. The _____ of the American flag could be seen from all over the stadium against the blue sky.
4. The owl used its sharp _____ to catch its prey.
5. The large man _____ through the quiet church room, disturbing everyone with his loud, clumsy footsteps.
6. The bride looked at her ring finger and _____ the beautiful diamond.
7. The store was so crowded on Black Friday, that everyone had to _____ their way through the doors.
8. The farmer held seeds in his hand, and then _____ them in all different directions on the ground.

Name: _____
BCCS-B


Week 15 Day 4 Date: _____
Harvard Yale Princeton





Day # 5

Winter Break



Name: _____

BCCS-B

Week 15 Day 5 Date: _____

Harvard

Yale

Princeton

Name _____ Date _____

Snowflakes

No two snowflakes are exactly alike. Snowflakes form in clouds, and their different journeys to the ground affect their shape and size, giving each snowflake its own unique identity. Very cold clouds contain water droplets and ice crystals. As water droplets attach themselves to ice crystals, they freeze, creating an even larger ice crystal. When this happens, water molecules line up and form a six-sided shape called a "hexagon." This is why all snowflakes are six-sided. The shape of the ice crystal is determined by the temperature of the cloud. The amount of moisture in the cloud determines the size of the ice crystal. Likewise, the more moisture there is in a cloud the bigger the ice crystal will be. When several ice crystals join together, they form a snowflake. As snowflakes tumble through the air, whirling and spinning, they each take a different path to the ground. As each snowflake falls it drifts through clouds with different temperatures and moisture levels, which shapes each snowflake in a unique way.



RED

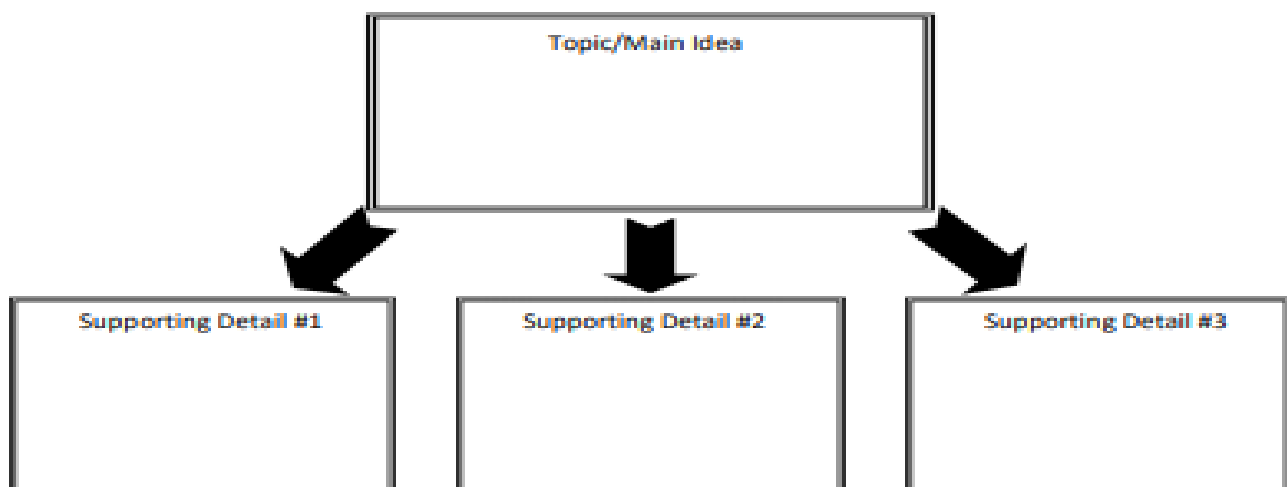
Use a red crayon to underline the **MAIN IDEA**.



BLUE

Use a blue crayon to underline the **SUPPORTING DETAILS**.

Complete the web below by adding the main idea and at least 3 supporting details.



Name: _____

Week 15 Day 5 Date: _____

BCCS-B

Harvard

Yale

Princeton

Winter Fun



Kid Creative Chaos 2013