

Kindergarten Guided Reading Packet



Trimester 2

January 4th 2021 – January 8th, 2021

Name: _____

Spelling words for the week

this

will



has

Missing Letters Name _____


Help the frog reach the fly by writing the uppercase letters.



A



G



L



O



V



Z



Name: _____

Math

Trace the numbers.

1 2 3 4 5

6 7 8 9 10

11 12 13 14 15

16 17 18 19 20

21 22 23 24

25 26 27 28

29 30

Name: _____

Reading

Trace the sight word.

has has has

Color the sight word.

has has has

Find and circle the sight word.

and	has	has	am
the	has	am	see
has	it	into	has


Write the sight word.



Read the sentence.

He has two






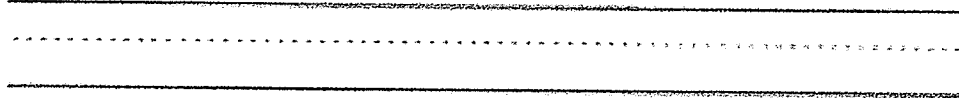
Find and shade: 'this'

v	k	u	w
l	g	e	y
a	t	h	p
u	j	i	s



Trace



Copy


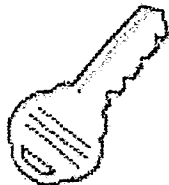



Write



Underline the right word 'this'

1. This key will open the lock.
2. I have never felt like this before.






Find and shade 'will'

e	k	u	f
s	g	w	y
a	v	i	l
u	j	u	l

Trace




Copy

Write




Underline the sight word 'will'

1. Who will finish first?
2. I will try my very best.



Find and circle




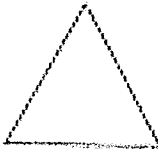
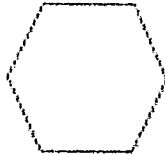

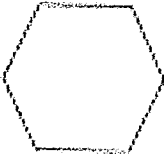






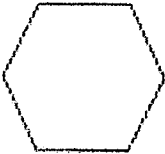
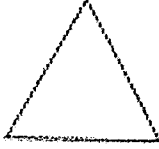

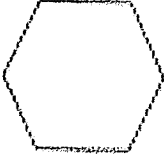


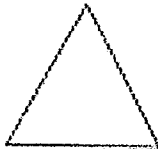


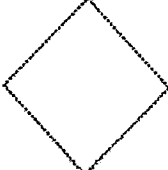
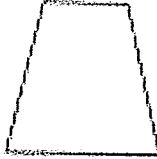
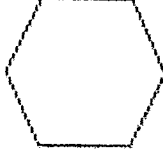


Name _____

Class _____

MATCH THE SHAPE SHEET 1

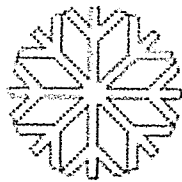
Shade the shape that matches the first one in each row.

Name _____

January Syllables

Clap and count how many syllables are in each word.
Circle the number of syllables in each word.



1 2 3 4



1 2 3 4



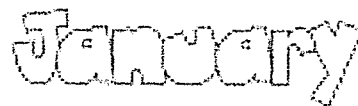
1 2 3 4



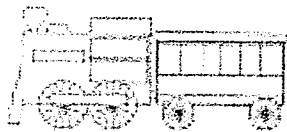
1 2 3 4



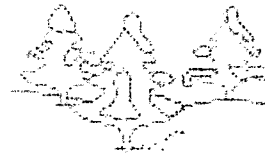
1 2 3 4



1 2 3 4



1 2 3 4



1 2 3 4

Name _____




Read, Write, and Fix the sentence.



Read it.



Happy New Year to you.



Write it.



Build it.




New to Happy Year you.


Copyright © Mrs. Anshu Trivedi

Name _____ Date _____

Short a words



m a m
h o n



s i n
f a p




w a s
p e g


© Marcelline Attard

Name _____ Date _____


Short o words



d o y
l a g



f u n
d o x




l e t
p o d

© Marcelline Attard

Name: _____

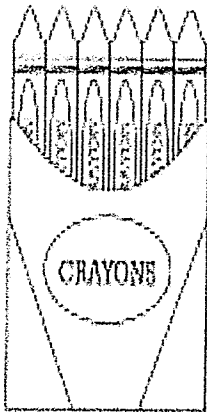
Tracing the sentence and color the picture.

Writing



I see the yellow
school bus.

Color the side that has the smaller number.



3	7
---	---

7	3
---	---

6	4
---	---

2	9
---	---

5	6
---	---


4	8
---	---

6	0
---	---

1	7
---	---

1	2
---	---

4	3
---	---



name _____

Name: _____

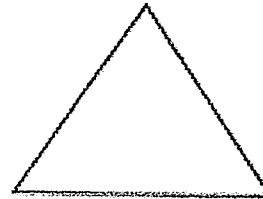
Math

Fill in the missing numbers.

1 _____ 3 _____

5 _____ 7

_____ 9 10



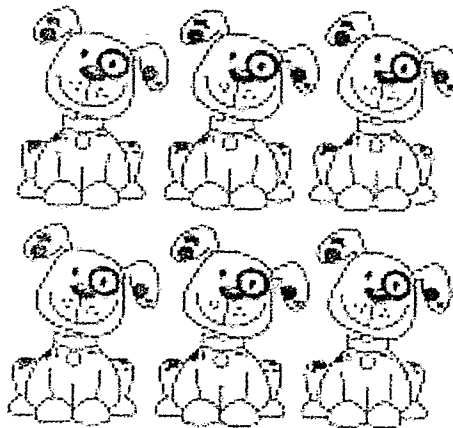
Draw a circle under the triangle.

Trace the number 12.

twelve

Draw 12 circles.

How many dogs?



Name: _____



Count the sandwiches and record in the graph.

red	purple	green	orange	brown

How Many?

this	will	has	are	play


What word do you see **most**? _____

Print a sentence with this word.


Name _____

Sorting Groups



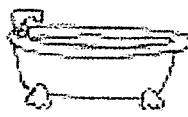



Cut out the objects and paste them into the correct group.



--	--	--



--	--	--






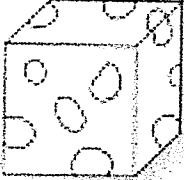

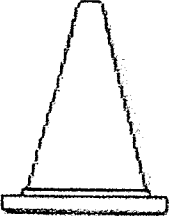
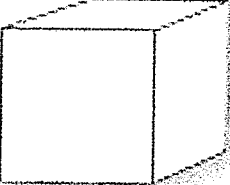
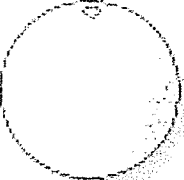




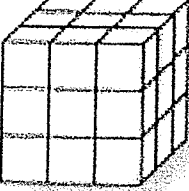
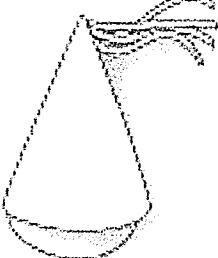

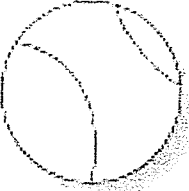

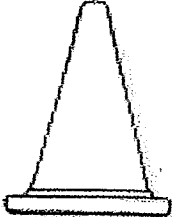







©2017 by The McGraw-Hill Companies

LESSON 2.0 PRACTICE PAGE 1

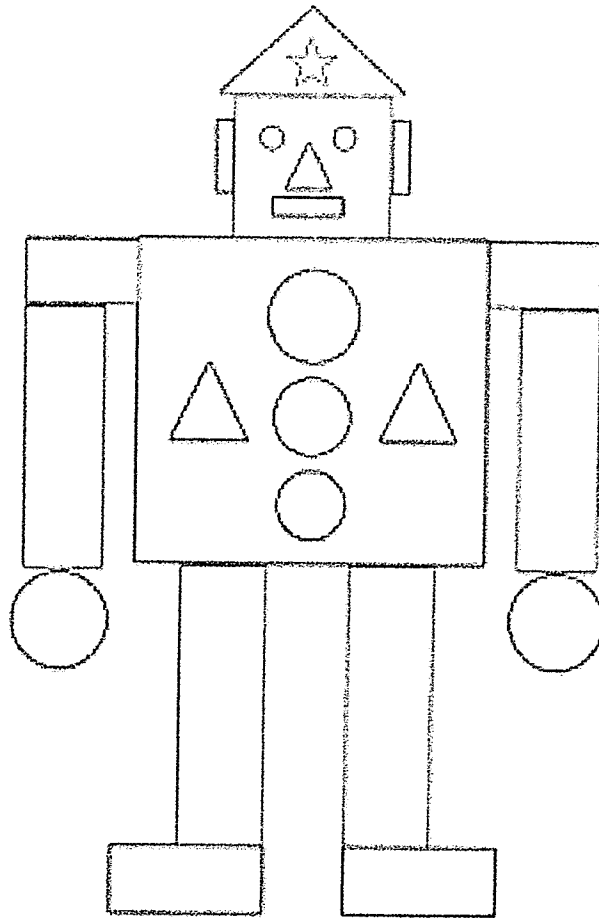
Name _____

Color the object in each row, that matches each shape.


			
			
			
			
			

Name: _____

Counting shapes



How many







Name _____

will

Read and trace the word

will will will will



Cut out the words and match them to the sentence

I will help my dad.

Copy the sentence

© Friends Education NZ


dad. will help I my

Name _____

This

Read and trace the word.

This This This This




Cut out the words and match them to the sentence.

This is a bird.

Copy the sentence.

© 2015 Good and Beautiful

This bird. is a



Name : _____

Sight Word Practice



Trace the letter with your finger. Trace the letters with pencil

has

has
has
has

Fill the missing letter:

__as
h__s
a__


Color the word has



has	has	open	after
walk	give	has	has


read
&
write

The train has arrived.




Name _____ Date _____

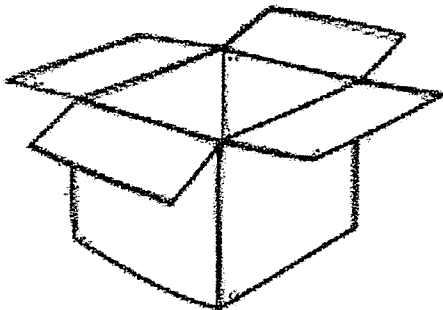
Short o words



r	u	p
t	o	b



d	a	n
p	o	t






r	o	k
b	i	x

©Marcelline Attard

Name: _____

Writing

Trace the letter, then trace the sentence.

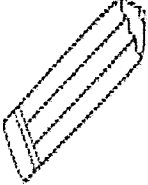


The horse had

a heart.

name _____

Missing Numbers



3 <input type="text"/> 5 6	7 8 <input type="text"/> 10	0 1 <input type="text"/> 3
6 7 8 <input type="text"/>	1 <input type="text"/> 3 4	2 <input type="text"/> 4 5
4 5 6 <input type="text"/>	5 6 <input type="text"/> 8	7 <input type="text"/> 9 10
<input type="text"/> 1 2 3	5 6 7 <input type="text"/>	Write the missing number in the box.

Name: _____

Language & Foundations

Trace and say each letter.


s	j	d
p	m	r
t	e	o

Write the beginning and ending sounds.



 a

Color all the items red



Draw a line to match the beginning sound.



d



g



i

Name _____

3-D Shapes!



Directions: Cut and paste the correct shapes into the boxes

Sphere

A sphere looks like
a ball.

--	--	--

Cube

A cube looks like
a box.

--	--	--

Cone

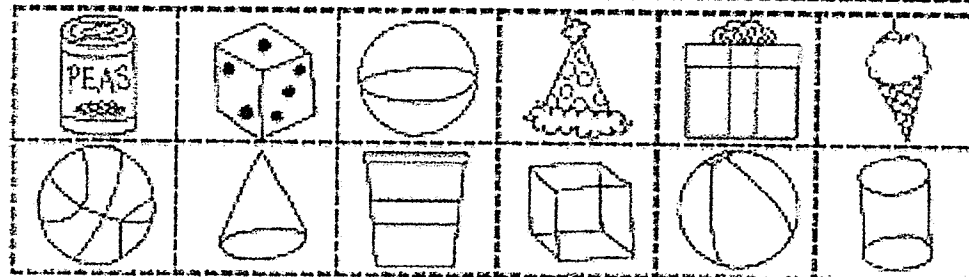
A cone looks like
a party hat.

--	--	--

Cylinder

A cylinder looks like
a can.

--	--	--



has has has

has have say here he
am at has saw has
has her ran has has

h _ s

_ a s

h a _

He the ball


Name: _____

1. Color the sight word this



this this

2. Trace & Write the sight word this



this this this

3. Color the boxes with the sight word this

they	this	that	this	ate	they
that	this	this	they	this	this
this	ate	this	ate	that	this


4. Cut & Paste the letters into the boxes to make the sight word this

				h	i	s	t
--	--	--	--	---	---	---	---

© 2010 by Linda Ward Beech


Name: _____

1. Color the sight word will



will will

2. Trace & Write the sight word will



will will will

3. Color the boxes with the sight word will

too	will	will	did	too	will
will	with	will	will	with	did
will	did	too	with	will	too

4. Cut & Paste the letters into the boxes to make the sight word will

					i	w	
--	--	--	--	--	---	---	--

Name: _____

Date: _____






Sentence Building Set 2

Directions: Cut and put the puzzles together. Copy the sentence.

--	--	--	--	--



© Hazelwood Education 2016

 boy	 The	 has	 car.	 a
--	--	--	--	--

Name _____

Color	will	this	has
Red	will	this	has
Orange	will	this	has
Yellow	will	this	has
Green	will	this	has
Blue	will	this	has
Purple	will	this	has
Pink	will	this	has

The Name Game

Write your name in the middle row. Count how many letters are in your name and write the number. Next, find a friend who has a shorter name than you. Write it in the top row. Count and write how many letters. Finally, find a friend who has a longer name than you. Write it in the bottom row, then count and write how many letters are in his/her name.

Shorter

How many letters? _____

--	--	--	--	--	--	--	--	--	--

My Name

How many letters? _____

--	--	--	--	--	--	--	--	--	--

Longer

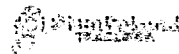
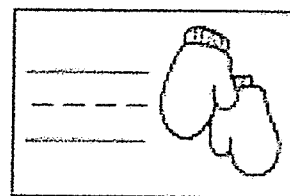
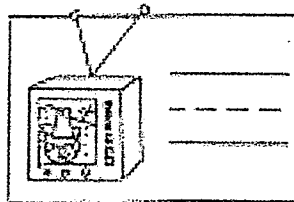


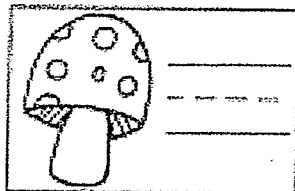

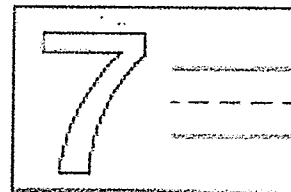
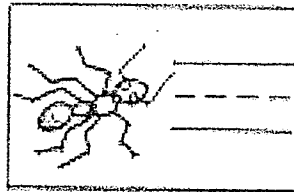
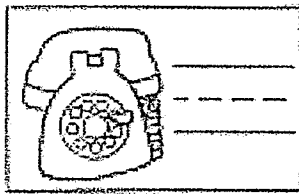
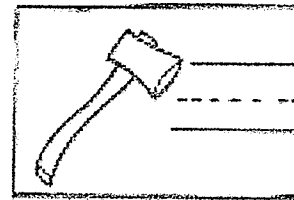
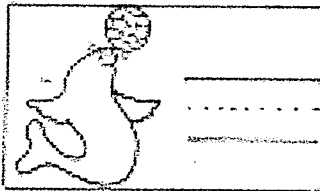

How many letters? _____

--	--	--	--	--	--	--	--	--	--

Name _____

Letter Sounds

Say the name of the picture. Write the beginning letter on the line.




Name _____


Directions: Write the beginning sound of each picture in
see-sight words





Secret Code Sight Words





you







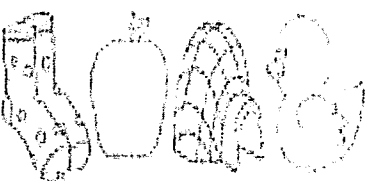












How Many?
(Write It)

How Many?
(Draw It)