

Kindergarten Guided Reading Packet



Trimester 1

December 14th 2020 – December 18th, 2020


Name: _____

Spelling words to review

of

that


was



Find and shade: 'was'

t	y	f
l	o	d
w	a	s

Trace.



Copy

.....

Write.

--	--	--

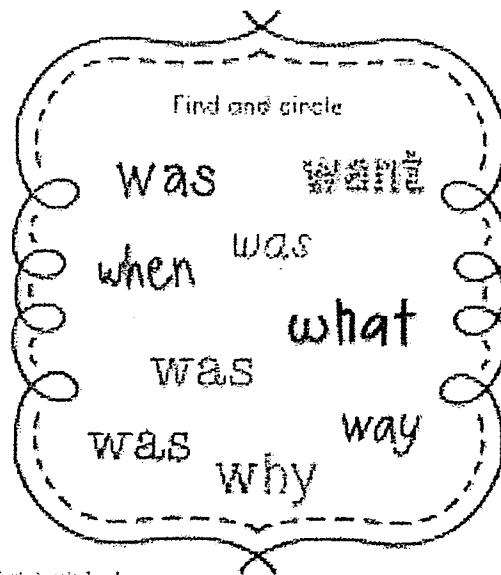
--	--	--


Underline the right word: 'was'

1. There was one lollipop left.
2. Was it your turn or my turn?



Find and circle

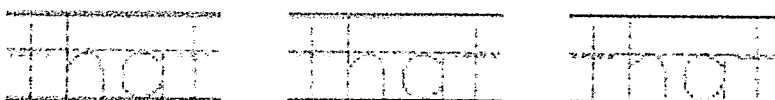




Find and shade 'that'

m	n	k	o
s	w	g	y
t	i	d	c
h	a	t	r

Trace



Copy

Write

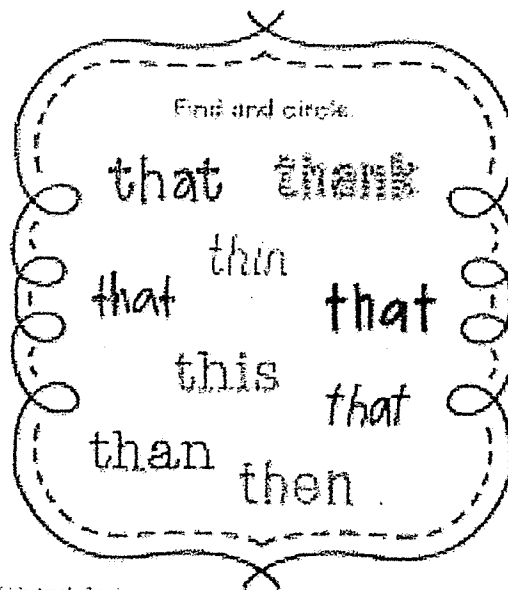


Underline the sight word 'that'

1. That octopus was big!
2. I liked that you helped me.




Find and circle.



Color the spaces with the word "of" PURPLE. Name: _____







Optional: Color the spaces with other words any other color.



Name: _____

Phonological Awareness
Blending & Segmenting I

Look at each picture and say the word one syllable at a time. Circle the number of syllables you hear.

<p>1</p>  <p>1 2 3</p>	<p>2</p>  <p>1 2 3</p>
<p>3</p>  <p>1 2 3</p>	<p>4</p>  <p>1 2 3</p>
<p>5</p>  <p>1 2 3</p>	<p>6</p>  <p>1 2 3</p>

© 2005 Pearson Education, Inc. All rights reserved. This work is derived from *First Step in Reading*, a Pearson Education publication.

Core's Level 2
Copyright © Pearson Education, Inc. All rights reserved. This work is derived from *First Step in Reading*, a Pearson Education publication.

This work is a derivative of *First Step in Reading*, a Pearson Education publication, © 2005 Pearson Education, Inc. All rights reserved.


Illustrations: © 2005 Pearson Education, Inc. All rights reserved.

★ For each picture, take turns with a partner saying one syllable at a time.

I Spy CONES

Name _____


I spy with my little eye: cones! Dab or color the cones.



Name: _____

Sight Word Dab

Directions: Find and dab the sight word.

of	of	may				may	of	of
old	once	of				of	once	old
of	open	of				of	open	of
of	may	of	of	may	of	of	may	of
of	once	open	old	once	of	of	once	open
old	of	of	of	of	open	old	of	of

Trace and Write

of

★ _____

★ _____

★ _____

Read and Match

I have a lot of tomatoes.



I have a lot of carrots.



I have a lot of apples.

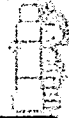


© Learning Activities 2015

Name: _____

Sight Word Dab

Directions Find and dab the sight word



soon	that	that				that	that	soon
that	there	that				that	there	that
they	that	this				they	that	this
that	that	soon				soon	that	that
that	there	that	that	there	that	that	there	that
they	that	this	they	that	this	they	that	this

Trace and Write

that

★ _____

★ _____

★ _____

Read and Match

Is that a bee? ●



Is that a bug? ●



Is that a fly? ●




Name: _____

Phonological Awareness
Blending & Segmenting 1

Cut out the pictures at the bottom of the page and count the syllables in each word. Then, glue each picture onto the correct number.

© 2015 by Linda Ward Beech, Scholastic Teaching Resources




22: 22 (two) 22 (two) 22 (two) 22 (two) 22 (two) 22 (two)

★ Count the syllables in your name. Write the number at the top of the page.

Core5 Level 2

© 2015 by Linda Ward Beech, Scholastic Teaching Resources



One More One Less

Name: _____

Fill in the missing numbers.

<input type="text"/>		<input type="text"/>
----------------------	---	----------------------

<input type="text"/>		<input type="text"/>
----------------------	---	----------------------

<input type="text"/>		<input type="text"/>
----------------------	--	----------------------

<input type="text"/>		<input type="text"/>
----------------------	--	----------------------

<input type="text"/>		<input type="text"/>
----------------------	---	----------------------

<input type="text"/>		<input type="text"/>
----------------------	---	----------------------

<input type="text"/>		<input type="text"/>
----------------------	---	----------------------

<input type="text"/>		<input type="text"/>
----------------------	---	----------------------

Name: _____ Date: _____



Sentence Scramble #1

Directions: Cut and put the puzzles together. Copy the sentence.

--	--	--	--	--




©Katie's 1st Grade and 2nd

				
I	a	scarf.	red	have

I Spy CUBES!

Name _____


I spy with my little eye: cubes! Dab or color the cubes.



I Spy **CYLINDERS!**

Name _____

I spy with my little eye: cylinders! Dab or color the cylinders.



Name _____

Sight Word Fun

Color and say:

that

Find the word and highlight:

then	than	that	that
that	this	then	that
than	that	that	then

Fill in the missing letters to spell the word:

t _ a _

th _ _

_ _ a t

_ _ h _

Read the sentence and highlight the sight word:

I will get that for you.

Write the missing word:

I will get _____ for you.

1	2	3	4	5	6	7	8	9	10	11	12	13	14	15	16	17	18	19	20	21	22	23	24	25	26
a	b	c	d	e	f	g	h	i	j	k	l	m	n	o	p	q	r	s	t	u	v	w	x	y	z

Cut and paste the letters to spell the sight word:

--	--	--	--	--

Use the code to write the word:

20	8	1	20

h a t t

© 2010 by Linda Ward Beech, Scholastic Teaching Resources

Name: _____

Sight Word Fun

Color and say:

was

Fill in the missing letters to spell the word:

W S

a

S

Find the word and highlight:

was	wag	was	what
when	was	wag	was
was	wax	was	was

Read the sentence and highlight the sight word:

He was late to school.

Write the missing word:

He _____ late to school.

1	2	3	4	5	6	7	8	9	10	11	12	13	14	15	16	17	18	19	20	21	22	23	24	25	26
a	b	c	d	e	f	g	h	i	j	k	l	m	n	o	p	q	r	s	t	u	v	w	x	y	z

Cut and paste the letters to spell the sight word:

--	--	--

Use the code to write the word:

23	1	19

s w a

Name: _____

Read it

I can see the penguin.



Write it

Handwriting practice lines consisting of a solid top line, a dashed middle line, and a solid bottom line.

Draw it



Draw it

Large empty rectangular box for drawing a penguin.

© Good and Beautiful

penguin	can	see	I	.	the
---------	-----	-----	---	---	-----

SNOWFLAKES TEN FRAMES


NAME: _____

COLOR THE TEN FRAMES TO
MATCH THE NUMBERS ON THE
PICTURE



















I Spy SPHERES!

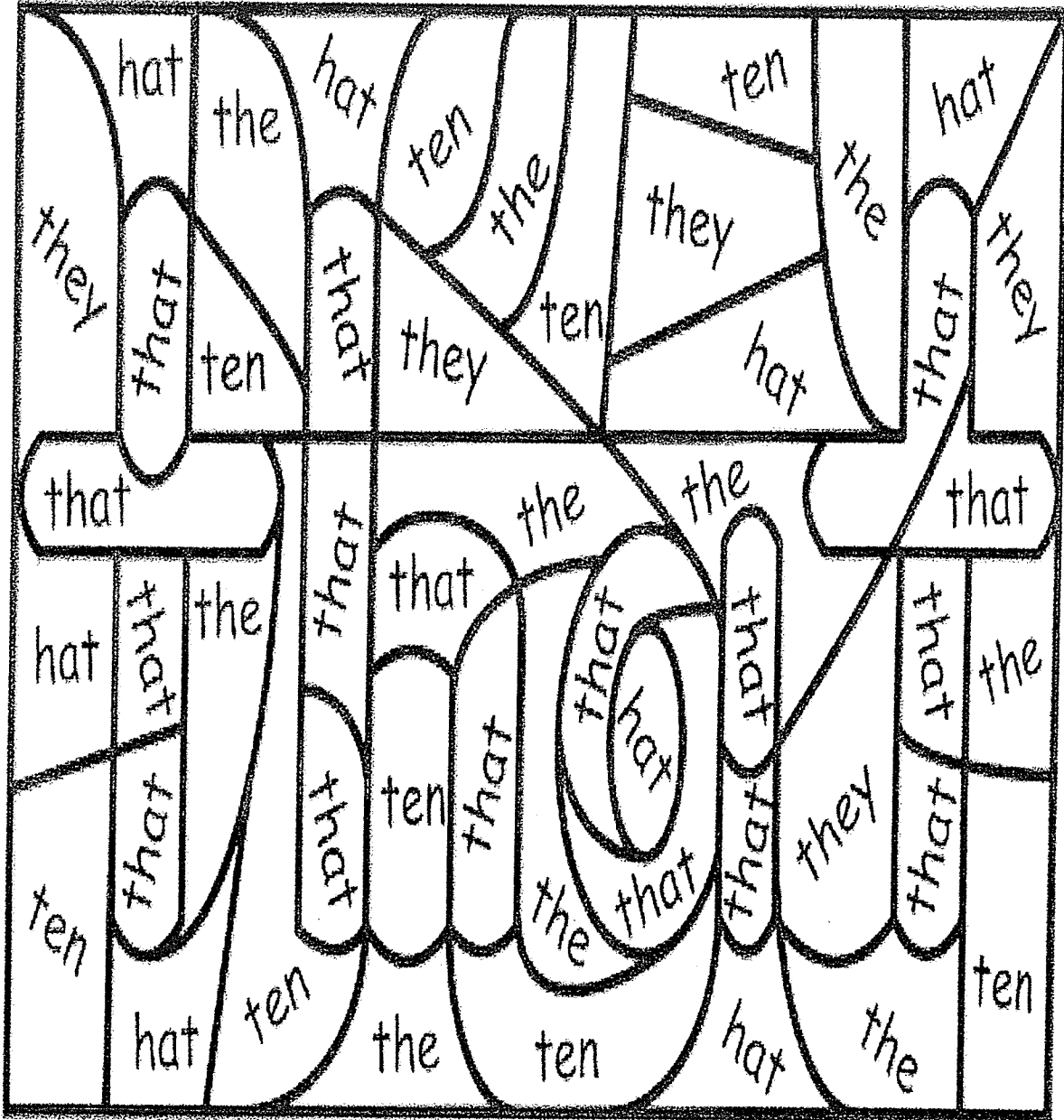
Name _____

I spy with my little eye: spheres! Dab or color the spheres.




Color the spaces with the word "that" RED. Name: _____






Optional: Color the spaces with other words any other color.













Name: _____






Phonological Awareness
Blending & Segmenting 1 

Look at each row and say the words in the first box. Blend the two words together to make a new word. Circle or the picture of the new word.


1  +  =   

2  +  =   

3  +  =   

4  +  =   






1. Right. 2. Wrong. 3. Right. 4. Wrong. 5. Right. 6. Wrong. 7. Right. 8. Wrong. 9. Right. 10. Wrong. 11. Right. 12. Wrong. 13. Right. 14. Wrong. 15. Right. 16. Wrong. 17. Right. 18. Wrong. 19. Right. 20. Wrong. 21. Right. 22. Wrong. 23. Right. 24. Wrong. 25. Right. 26. Wrong. 27. Right. 28. Wrong. 29. Right. 30. Wrong. 31. Right. 32. Wrong. 33. Right. 34. Wrong. 35. Right. 36. Wrong. 37. Right. 38. Wrong. 39. Right. 40. Wrong. 41. Right. 42. Wrong. 43. Right. 44. Wrong. 45. Right. 46. Wrong. 47. Right. 48. Wrong. 49. Right. 50. Wrong. 51. Right. 52. Wrong. 53. Right. 54. Wrong. 55. Right. 56. Wrong. 57. Right. 58. Wrong. 59. Right. 60. Wrong. 61. Right. 62. Wrong. 63. Right. 64. Wrong. 65. Right. 66. Wrong. 67. Right. 68. Wrong. 69. Right. 70. Wrong. 71. Right. 72. Wrong. 73. Right. 74. Wrong. 75. Right. 76. Wrong. 77. Right. 78. Wrong. 79. Right. 80. Wrong. 81. Right. 82. Wrong. 83. Right. 84. Wrong. 85. Right. 86. Wrong. 87. Right. 88. Wrong. 89. Right. 90. Wrong. 91. Right. 92. Wrong. 93. Right. 94. Wrong. 95. Right. 96. Wrong. 97. Right. 98. Wrong. 99. Right. 100. Wrong.

★ Name the pictures you did not 

Copyright © 2015 by Dynamilis, Inc. All rights reserved. This work is licensed under a Creative Commons Attribution-NonCommercial-ShareAlike 4.0 International License. <https://creativecommons.org/licenses/by-nc-sa/4.0/>
 Dynamilis Skills Builders™ is a registered trademark of Dynamilis, Inc. All other trademarks are the property of their respective owners.
 Core Skills Level 2
 Phonological Awareness: Blending & Segmenting 1
 This material is intended for personal use only. It is not to be distributed, reproduced, or otherwise used for any commercial purpose.
 © 2015 Dynamilis, Inc. All rights reserved.




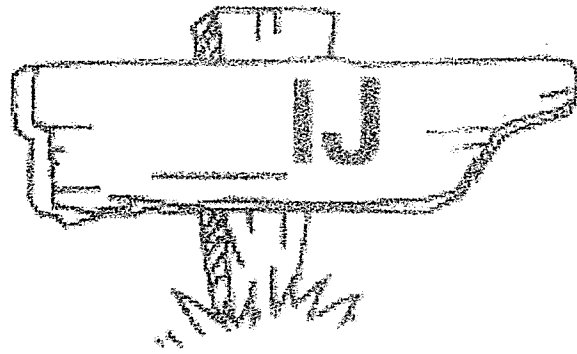

Missing Letters

Fill in the missing letter on each sign.



Missing Letters

Fill in the missing letter on each sign.

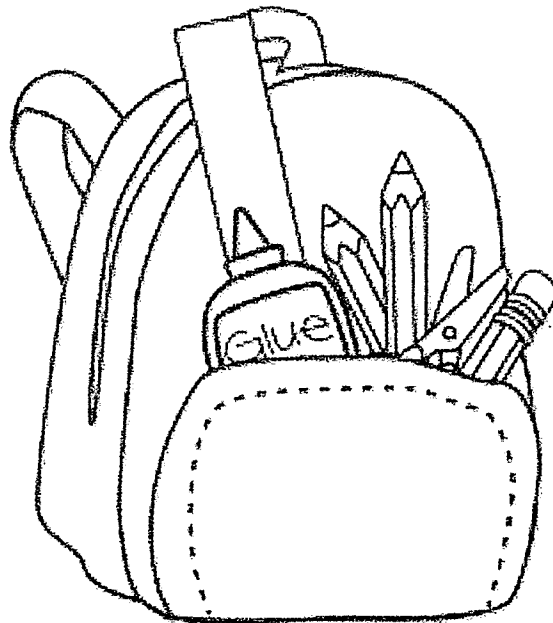


Name _____

that

Read and trace the word

that that that



Cut out the words and match them to the sentence.

That is my backpack.

Copy the sentence

© 2010 Scholastic Inc.

backpack. That is my

Name: _____

Date: _____

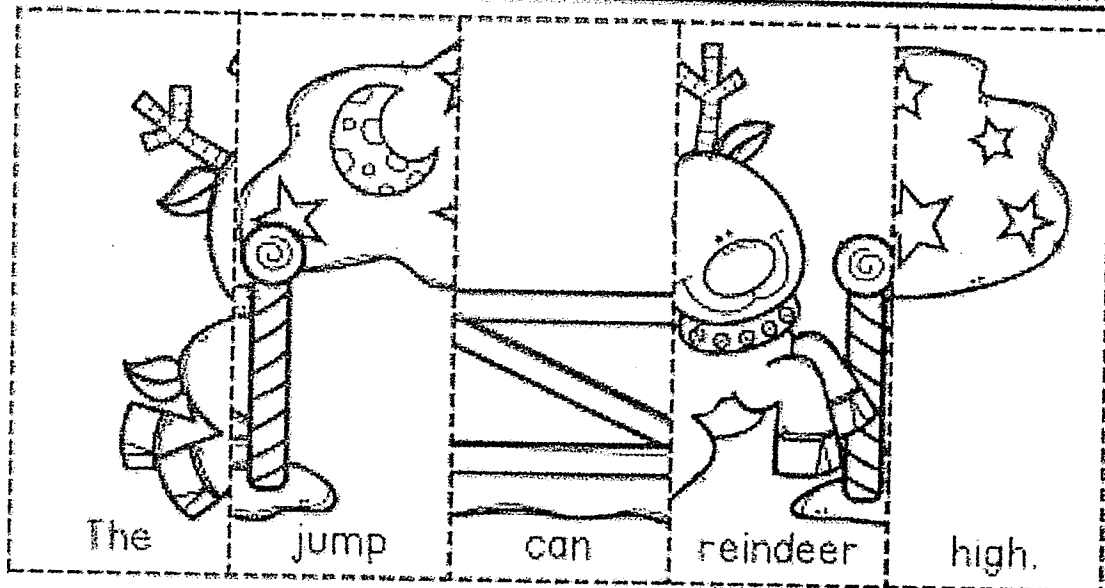
Sentence Scramble #18

Directions: Cut and put the puzzles together. Copy the sentence.

--	--	--	--	--



©Curriculum Associates, LLC



www.worksheetfun.com

Addition



$$2 + 3 = \square$$



$$3 + 2 = \square$$



$$3 + 1 = \square$$



$$2 + 2 = \square$$



$$1 + 1 = \square$$



$$1 + 3 = \square$$



$$1 + 2 = \square$$



$$2 + 1 = \square$$

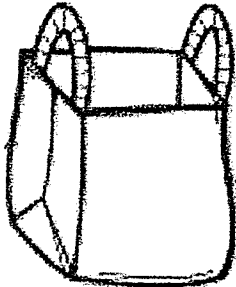
Copyright © 2016 www.worksheetfun.com All rights reserved

Name _____ Date _____


Short a words



c a p
h o t



b a k
s i g



r u t
m a n

© Marcelline Attard