

Kindergarten Guided Reading Packet



Trimester 1

December 21th 2020 – December 23rd, 2020


Name: _____

Spelling words to review


I	for
at	have
in	on
we	love
can	not
the	mom
me	play
like	are
a	look
see	what
to	said
is	day
and	
go	
my	
it	
am	
do	
he	
all	
you	
for	
have	

Beginning Letters

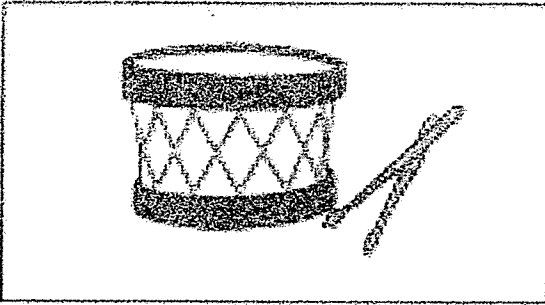
Circle the beginning letter for each picture.




g e s




g h o




d k p




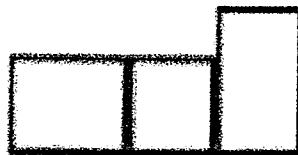



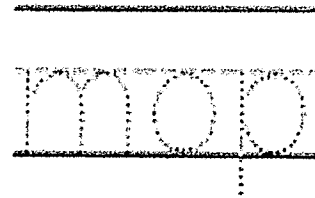
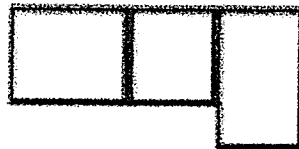
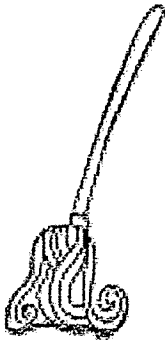
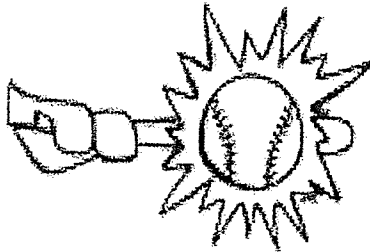

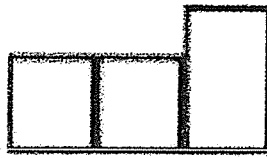
l j b



f c o



b h j



CHRISTMAS TEN FRAMES

NAME: _____

COLOR THE TEN FRAMES TO
MATCH THE NUMBERS ON THE
PICTURE













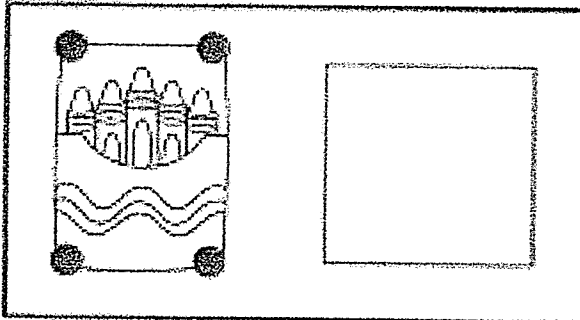
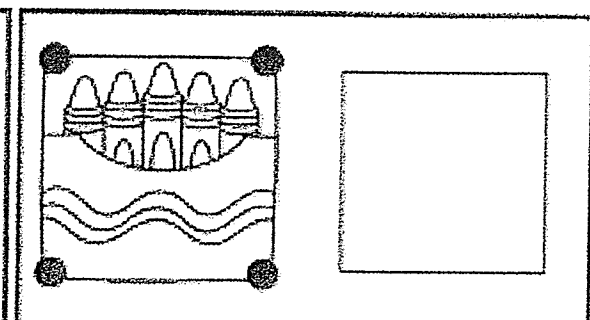
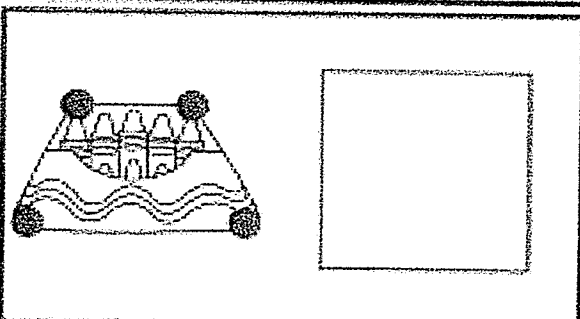
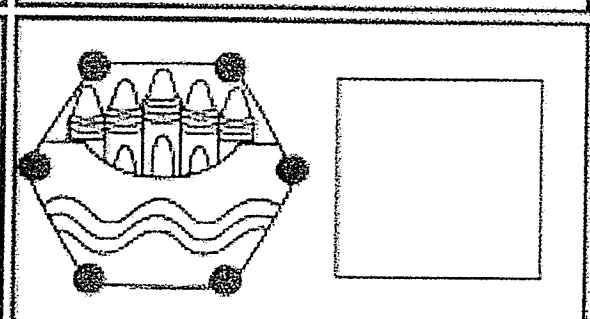
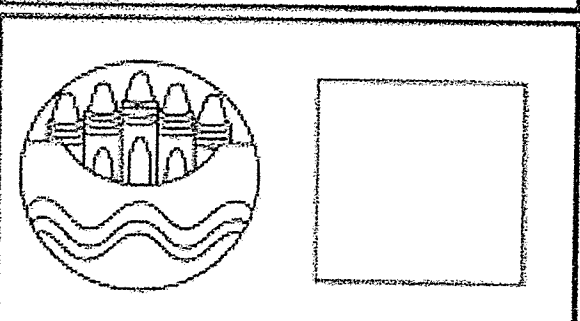
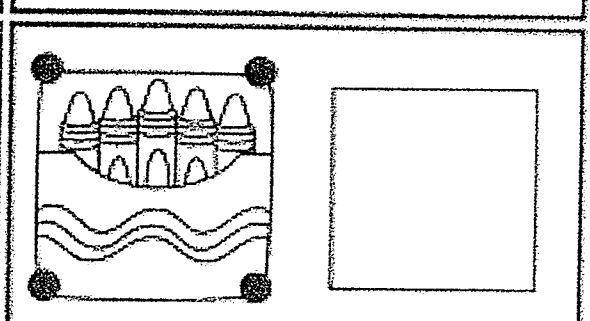
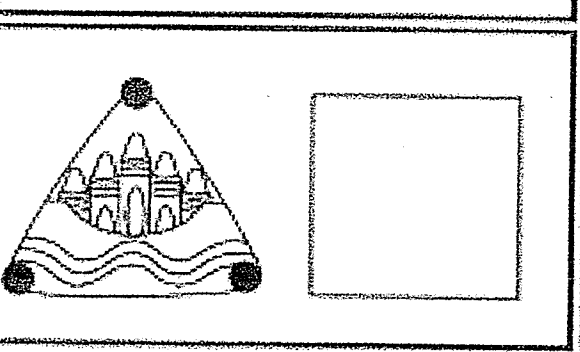
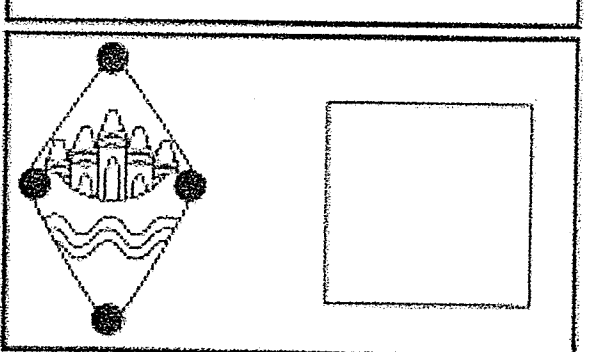




Name: _____

Crayon Shapes

Count the number of edges each shape has and write it in the box.

©2009 by Linda Ward Beech

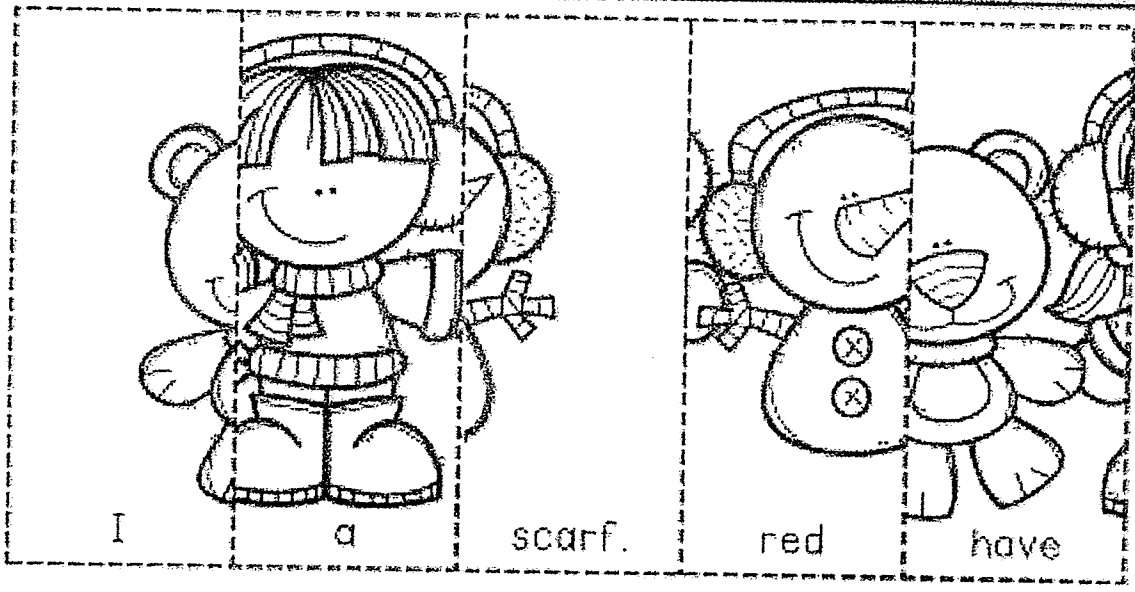
Name: _____ Date: _____


Sentence Scramble #1

Directions: Cut and put the puzzles together. Copy the sentence.

--	--	--	--	--

©2010 by Education.com, Inc.





https://www.funfonix.com

My dog likes me.

My dog likes me.

likes My me. dog

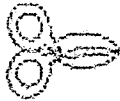
Name _____






CORRECT Sequence

Cut out the boxes and glue them in the correct sequence.

1 First	2 Next	3 Last
------------	-----------	-----------



		
---	---	---

Name: _____

Fill in the missing uppercase letters.

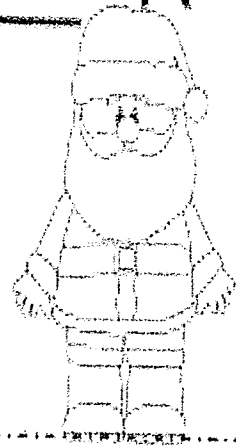

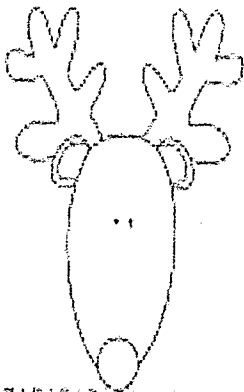


A _____ C _____

G _____

_____ O _____ R

_____ T _____ X

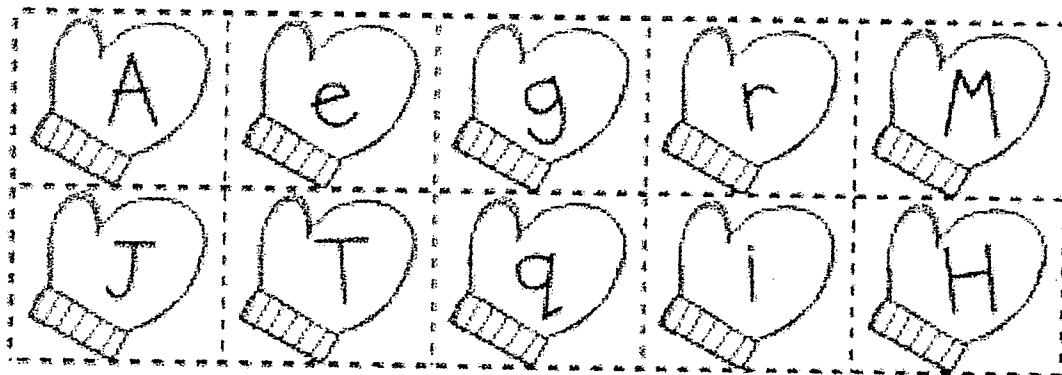


Name: _____

Letter Sorting Worksheet

Cut out letters and past each letter in the right column

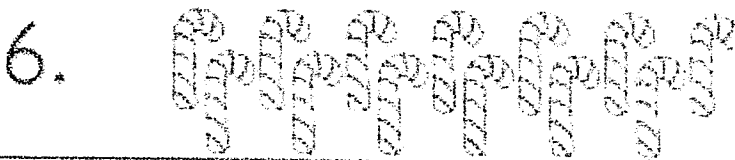


Upper Case Letters A B C	Lowercase Letter a b c



Name _____

How Many?

In the circle, write how many are in each row.




Name _____






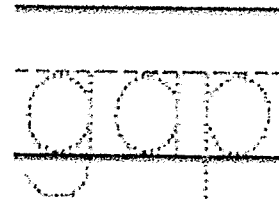
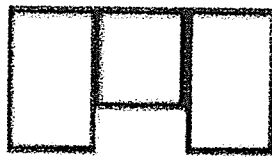
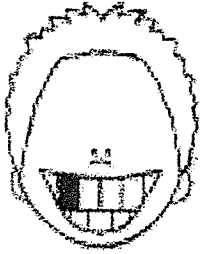
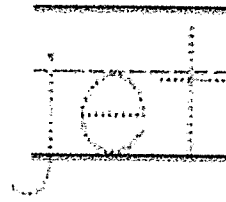
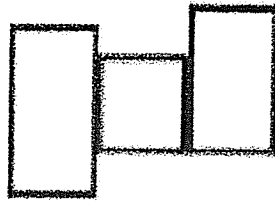

Silly Snowman Math

How Many?

Count the snowballs in each snowman.
Cut and paste the matching numbers.



2 4 3 1 5



www.funfonix.com

Name: _____

Fill in the missing lowercase letters.


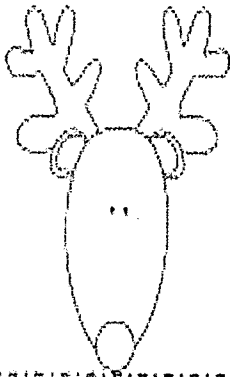



a _____ c _____

g _____

_____ o _____ r

_____ t _____ x





https://www.dynamilis.com

King of the hill

King of the hill

hill of King the

CHRISTMAS TEN FRAMES

NAME: _____

COLOR THE TEN FRAMES TO
MATCH THE NUMBERS ON THE
PICTURE


















Words With "at"



Cut out the words. Glue the words
beside the matching picture.

Name _____


hat

bat

fat

cat


rat



Name _____

Label the Snowman

Cut and paste the words to label the snowman.
Color the snowman.












buttons	snowball	arm
mouth	nose	hat

Name _____

Which Number Is LARGER?

Directions: Color the circle that shows the larger number.

 <input type="radio"/> 6 <input type="radio"/> 4	 <input type="radio"/> 2 <input type="radio"/> 8	 <input type="radio"/> 10 <input type="radio"/> 4
 <input type="radio"/> 5 <input type="radio"/> 3	 <input type="radio"/> 5 <input type="radio"/> 9	 <input type="radio"/> 1 <input type="radio"/> 5
 <input type="radio"/> 6 <input type="radio"/> 7	 <input type="radio"/> 8 <input type="radio"/> 3	 <input type="radio"/> 4 <input type="radio"/> 7

© 2010 Scholastic Teaching Resources