

Name _____

Kindergarten Homework Remote Learning Packet

Week 13



Dear Educator,

My signature is proof that I have reviewed my scholar's work and supported him to the best of my ability to complete all assignments.

(Parent Signature)

(Date)

Parents please note that all academic packets are also available on our website at www.brighterchoice.org under the heading "Remote Learning." All academic packet assignments are mandatory and must be completed by all scholars.

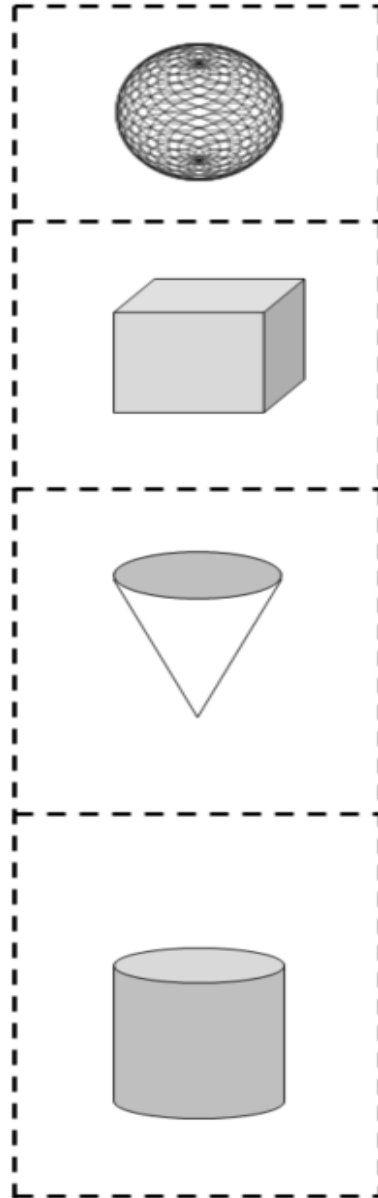
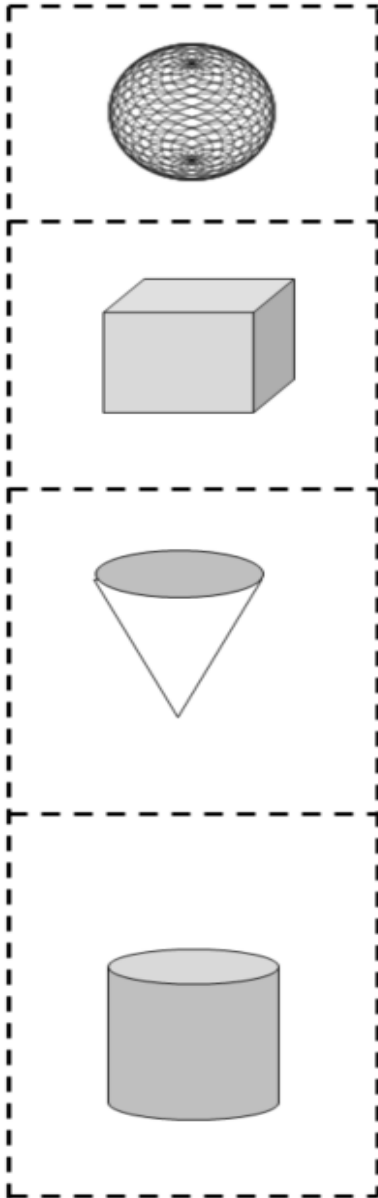


Name _____ Week 13 Day 1 Date: _____

BCCS-B

SUNY Cortland SUNY Morrisville

Directions: Cut out the shapes.



Name _____ Week 13 Day 1 Date: _____

BCCS-B

SUNY Cortland SUNY Morrisville

Directions: Cut one set of solid shapes. Sort the 4 solid shapes. Paste onto the chart.

These have corners.

These do not have corners.

--	--

Cut the other set of solid shapes, and make a rule for how you sorted them. Paste onto the chart.

--	--

Name _____ Week 13 Day 1 Date: _____

BCCS-B

SUNY Cortland SUNY Morrisville

a e i o u

Directions: Write the missing vowel for each word below.



b _ d



c _ t



n _ t




n _ t




d _ g



b _ t



p _ g



b _ g

10

t _ n

Name _____ Week 13 Day 1 Date: _____

BCCS-B

SUNY Cortland SUNY Morrisville

Directions: Color, trace and write the word **here**.

Color the word.



Trace the word.

here
here

Read the word.

The dog is here.

Cut and paste the word.

--	--	--	--


Write the word.

Are you _____?

_____ I am.



Day # 2




Name _____ Week 13 Day 2 Date: _____

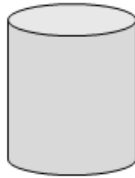
BCCS-B

SUNY Cortland SUNY Morrisville

Directions: Tell someone at home the names of each solid shape.



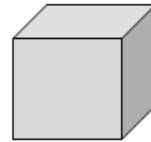
Sphere



Cylinder



Cone



Cube



Color the car **beside** the stop sign green.

Circle the **next** car with blue.

Color the car **behind** the circled car red.

Draw a road **below** the cars.

Draw a policeman **in front of** the cars.

Draw a sun **above** the cars.

Name _____ Week 13 Day 2 Date: _____

BCCS-B

SUNY Cortland SUNY Morrisville

Directions: Write the short vowel for each word below.


a e i o u




l p

10

t n



p g



d g



h t




w g



c r



p t



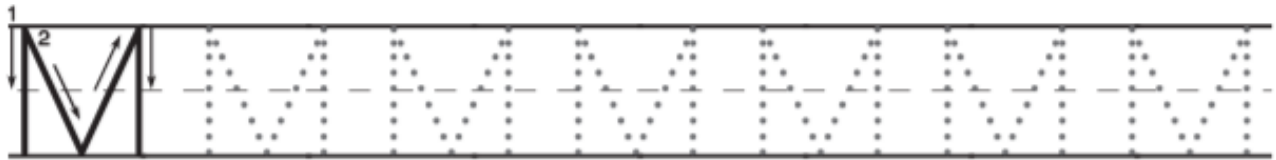
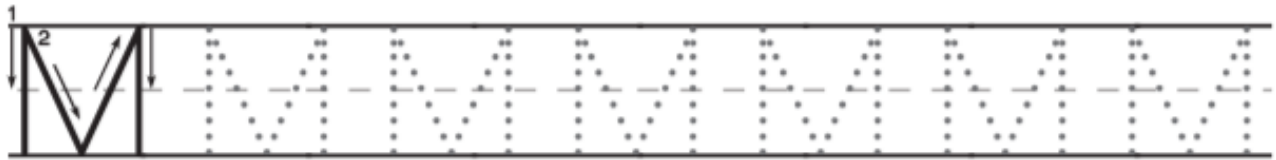
n t

Name _____ Week 13 Day 2 Date: _____

BCCS-B


SUNY Cortland SUNY Morrisville

Directions: Trace the letter **m**.





Day # 3

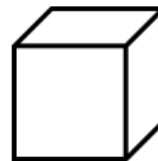
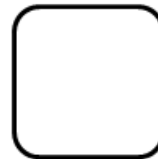

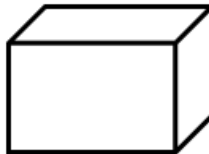

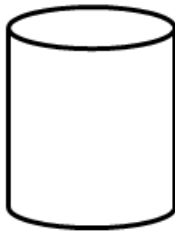
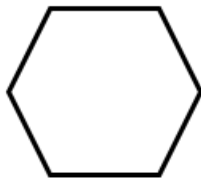
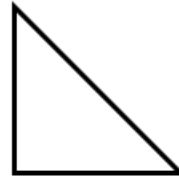
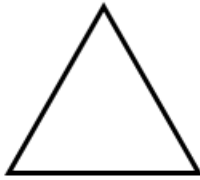



Name _____ Week 13 Day 3 Date: _____

BCCS-B

SUNY Cortland SUNY Morrisville

Directions: In each row, circle the one that doesn't belong. Explain your choice to a grown-up.



Name _____ Week 13 Day 3 Date: _____

BCCS-B

SUNY Cortland SUNY Morrisville

Directions: Read the short passage and answer questions.

Baking Kate

Kate likes to bake.
She will bake a cake.
She will share her
cake with Jake!



What does Kate like to do?

- ☐ sing
- ☐ bake

What will she bake?

- ☐ a cake
- ☐ a pie

Who will she share with?

- ☐ Sam
- ☐ Jake

Name _____ Week 13 Day 3 Date: _____

BCCS-B

SUNY Cortland SUNY Morrisville

Directions: Write and trace the word **not**.

not

not

not

not

not

not

not


not

not

not



Day # 4

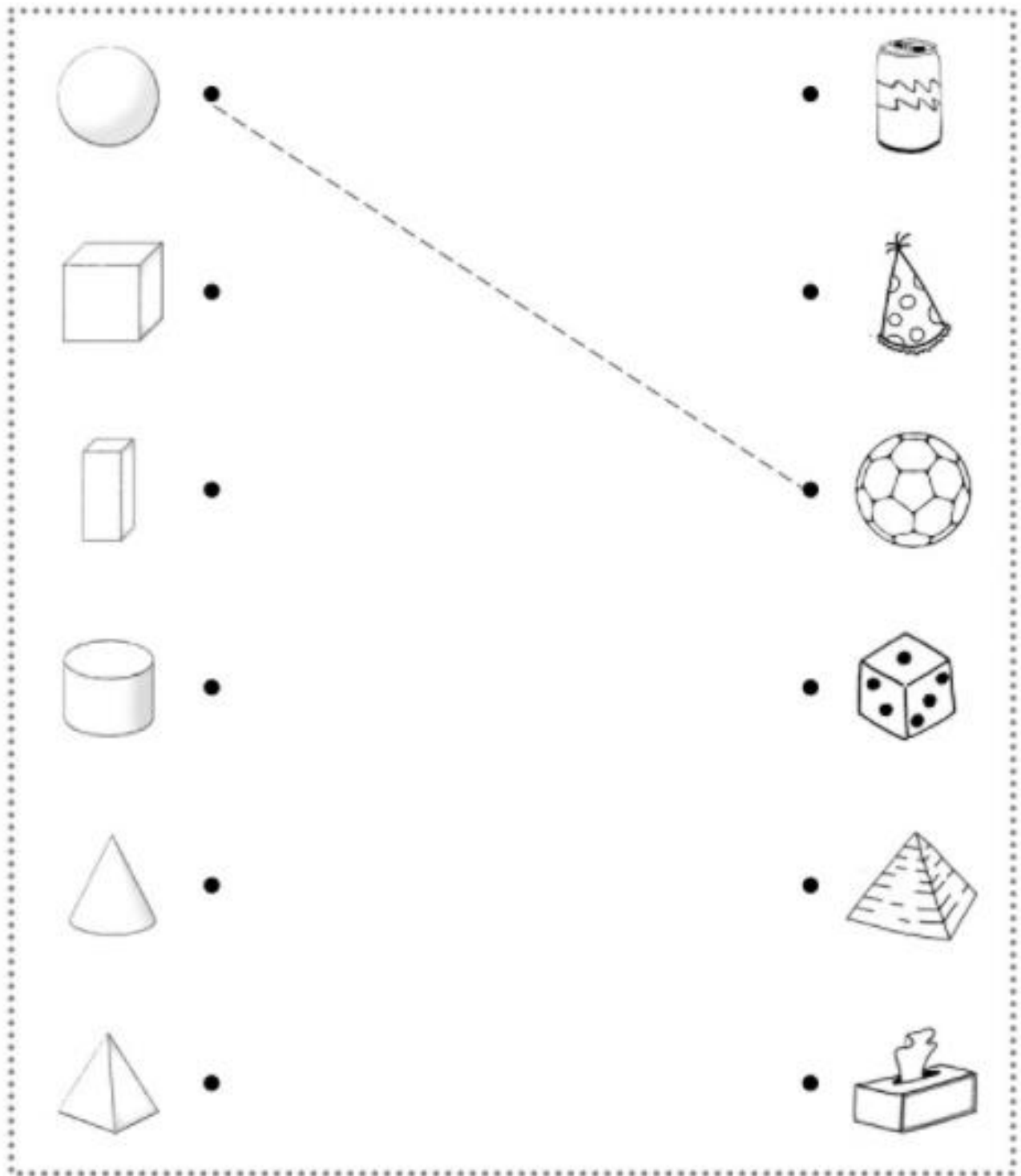


Name _____ Week 13 Day 4 Date: _____

BCCS-B

SUNY Cortland SUNY Morrisville

Directions: Draw a line to match the solid figures to the objects with the same shape.




Name _____ Week 13 Day 4 Date: _____

BCCS-B

SUNY Cortland SUNY Morrisville

Directions: Read the short passage and answer the questions.

My Cat	
<p>Pat is my black cat. Pat likes to sit on her mat. She will take a nap on her mat. Pat is a good cat!</p>	
	
Who is Pat?	<input type="radio"/> my cat <input type="radio"/> my dog <input type="radio"/> my dad
Where does she sit?	<input type="radio"/> on a log <input type="radio"/> on her mat <input type="radio"/> on a bed
What will she do?	<input type="radio"/> run and jump <input type="radio"/> eat a snack <input type="radio"/> take a nap

Name _____ Week 13 Day 4 Date: _____

BCCS-B


SUNY Cortland SUNY Morrisville

Directions: Color all the pictures that begin with the /M/ sound.





Day # 5



Name _____ Week 13 Day 5 Date: _____

BCCS-B

SUNY Cortland SUNY Morrisville

Directions: Find and color the spheres.



Name _____ Week 13 Day 5 Date: _____

BCCS-B

SUNY Cortland SUNY Morrisville

Directions: Read the short passage and answer the questions.

A Little Bird

I see a bird in the bush.
The bird is very little.
It is blue. The bird is
looking for a worm.



1. What do I see?

2. What color is it?

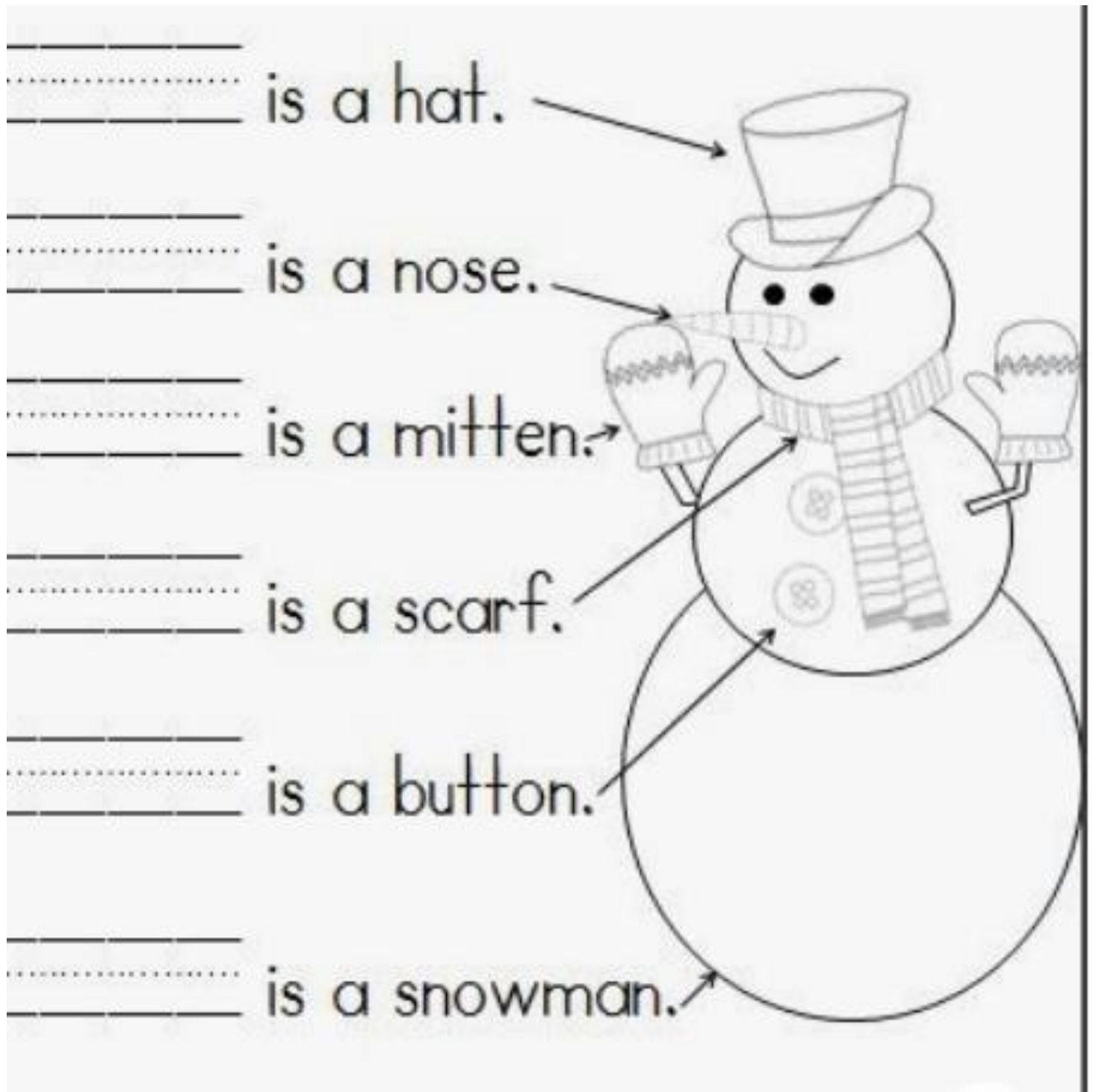
3. What is it looking for?

Name _____ Week 13 Day 5 Date: _____

BCCS-B

SUNY Cortland SUNY Morrisville

Directions: Write the word "Here".



Kindergarten Homework Remote Learning Packet

Week 14



Dear Educator,

My signature is proof that I have reviewed my scholar's work and supported him to the best of my ability to complete all assignments.


(Parent Signature)

(Date)

Parents please note that all academic packets are also available on our website at www.brighterchoice.org under the heading "Remote Learning." All academic packet assignments are mandatory and must be completed by all scholars.



Day # 1

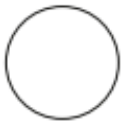


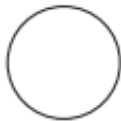





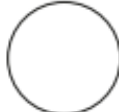

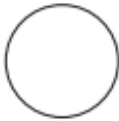




















Name _____ Week 14 Day 1 Date: _____

BCCS-B

SUNY Cortland SUNY Morrisville

Directions: Color the shape that matches the shape in the box.

Name _____ Week 14 Day 1 Date: _____

BCCS-B

SUNY Cortland SUNY Morrisville

Directions: Trace the letter **N**.

N N N N N

N N N N N

N N N N N

n n n n n

n n n n n



n n n n n

Name _____ Week 14 Day 1 Date: _____

BCCS-B


SUNY Cortland SUNY Morrisville

Directions: Look at the picture on the leaf and write the missing beginning sound of each word.





Day # 2




Name _____ Week 14 Day 2 Date: _____

BCCS-B

SUNY Cortland SUNY Morrisville

Directions: Color the picture that matches the shape in the box.



Name _____ Week 14 Day 2 Date: _____

BCCS-B

SUNY Cortland SUNY Morrisville

Directions: Trace and write the word **play**.

play

play

play

play

play

play

play

play

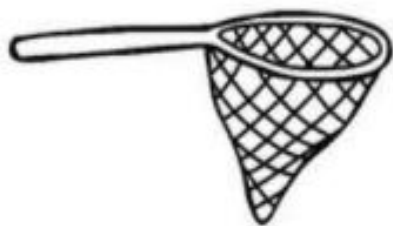
Name _____ Week 14 Day 2 Date: _____

BCCS-B

SUNY Cortland SUNY Morrisville

Directions: Color the middle sound for each picture.

a e i o u



a

e


i



u

i

o



e

u


a



i

o

u



i

a

y




o

i

e



Day # 3



Name _____ Week 14 Day 3 Date: _____

BCCS-B

SUNY Cortland SUNY Morrisville

Directions: Draw a line from the mug on the left to the number of marshmallows that match on the right.




Name _____ Week 14 Day 3 Date: _____

BCCS-B

SUNY Cortland SUNY Morrisville

Directions: Use the code below to color the picture.



Y y yellow	K k pink	G g green	B b blue
A a black	P p purple	W w brown	O o orange

Name _____ Week 14 Day 3 Date: _____

BCCS-B

SUNY Cortland SUNY Morrisville

Directions: Write three difference sentences on the lines below using a different word from the box each time.

Ex. I like boots.

I




like



cocoa.



skates.




boots.

1.	
2.	
3.	



Day # 4



Name _____ Week 14 Day 4 Date: _____

BCCS-B

SUNY Cortland SUNY Morrisville

Directions: Write four different sentences on the lines below using a different word each time.

Ex. The tree is tall.

The



tree

is

green.
pretty.

tall.
skinny.



1.

2.

3.

4.






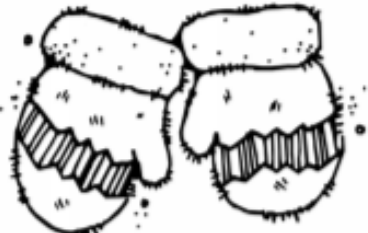

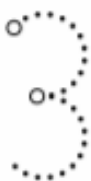

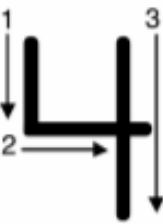
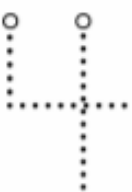



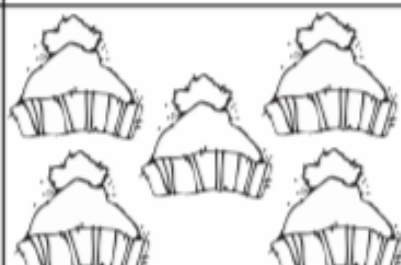
©2015 school halls and activities

Name _____ Week 14 Day 4 Date: _____

BCCS-B

SUNY Cortland SUNY Morrisville

Directions: Trace and write the numbers 1 to 5.

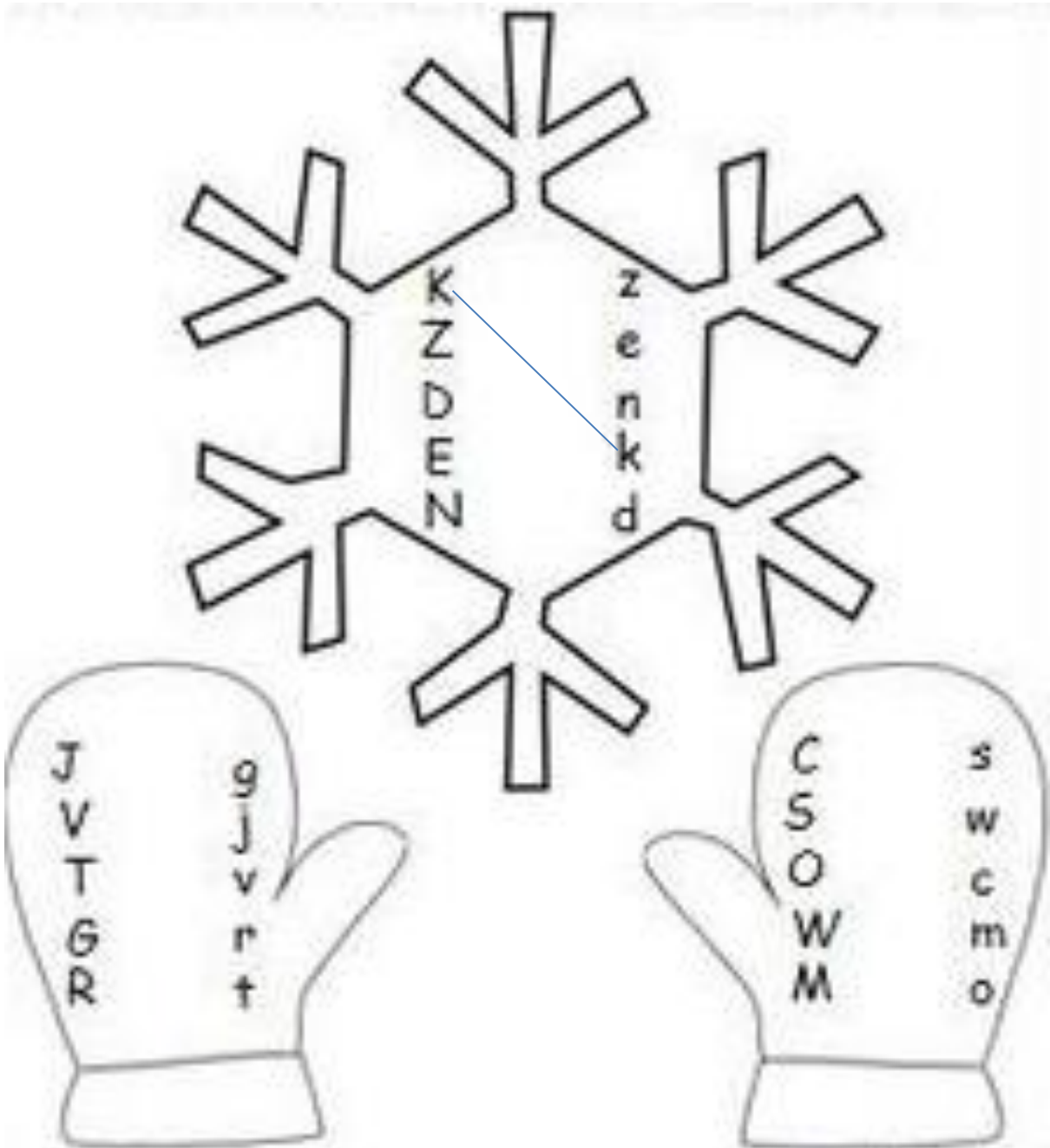
			<hr/> <hr/> <hr/>
			<hr/> <hr/> <hr/>
			<hr/> <hr/> <hr/>
			<hr/> <hr/> <hr/>
			<hr/> <hr/> <hr/>

Name _____ Week 14 Day 4 Date: _____

BCCS-B


SUNY Cortland SUNY Morrisville

Directions: Draw a line to match the uppercase letter to the lowercase letter.





Day # 5



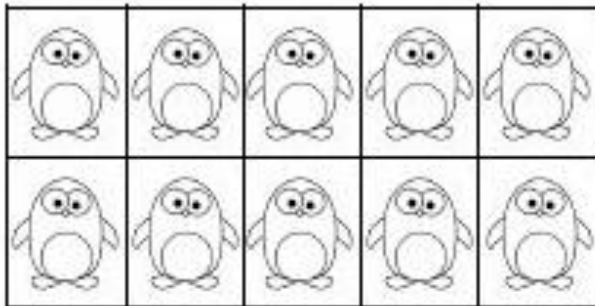
Name _____ Week 14 Day 5 Date: _____

BCCS-B


SUNY Cortland SUNY Morrisville

Directions: Color the pictures to match the number.


Color 8




Color 6




Color 10



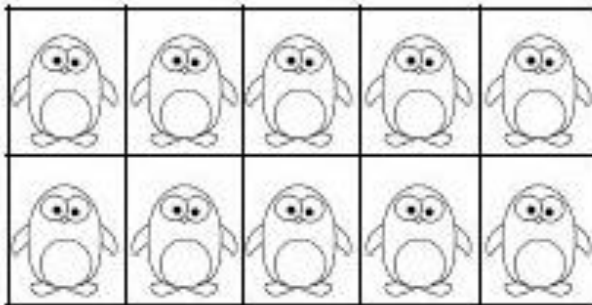
Color 5



Color 7



Color 9



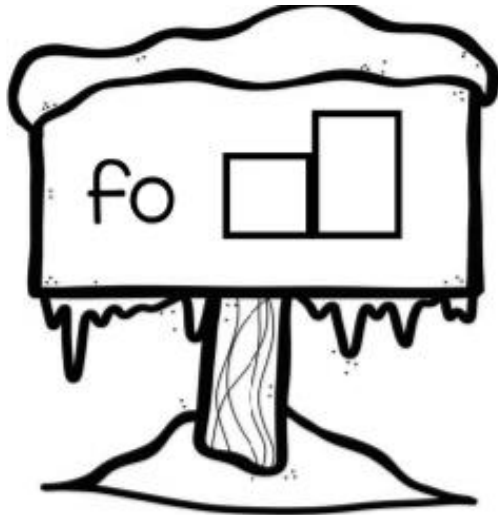


Name _____ Week 14 Day 5 Date: _____

BCCS-B

SUNY Cortland SUNY Morrisville

Directions: Unscramble the letters to make the words.



Name _____ Week 14 Day 5 Date: _____

BCCS-B

SUNY Cortland SUNY Morrisville

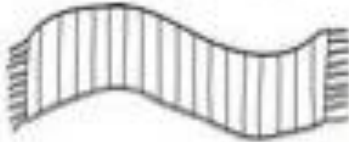
Directions: Trace the winter words.



winter



snow



scarf



hot cocoa



mitten



cap



snowman

Kindergarten Homework Remote Learning Packet

Week 15



Dear Educator,

My signature is proof that I have reviewed my scholar's work and supported him to the best of my ability to complete all assignments.

(Parent Signature)

(Date)

Parents please note that all academic packets are also available on our website at www.brighterchoice.org under the heading "Remote Learning." All academic packet assignments are mandatory and must be completed by all scholars.



Name _____ Week 15 Day 1 Date: _____

BCCS-B

SUNY Cortland SUNY Morrisville

Directions: Count the winter items. Circle the correct number.


 2 1 4	 3 5 1
 2 4 3	 1 3 5
 3 1 2	 4 2 3

Name _____ Week 15 Day 1 Date: _____

BCCS-B

SUNY Cortland SUNY Morrisville

Directions: Write the matching lowercase letter in each snowman. Color the pictures.



Name _____ Week 15 Day 1 Date: _____

BCCS-B

SUNY Cortland SUNY Morrisville

Directions: Answer the questions below about a snowman. What does a snowman...


look like?	
smell like?	
feel like?	
taste like?	
sound like?	

Name _____ Week 15 Day 1 Date: _____








BCCS-B

SUNY Cortland SUNY Morrisville

Directions: Count the shapes and graph the correct number of shapes.




1 2 3 4 5 6 7 8 9 10



Day # 2

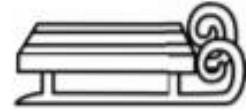


Read the story.
Answer the questions at the bottom.

We went sledding!



The sled goes fast.



Spot can sled too.



We had fun.



1. The sled goes fast slow

2. Does Spot sled too?

Name _____ Week 15 Day 2 Date: _____

BCCS-B

SUNY Cortland SUNY Morrisville

Directions: Write the uppercase letters on the line provided.




I Can Write UPPERCASE Letters

A	B	C	D	E
F	G	H	I	J
K	L	M	N	O
P	Q	R	S	T
U	V	W	X	Y
Z				



Day # 3

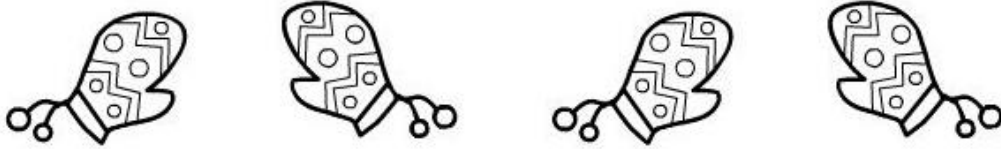


Name _____ Week 15 Day 3 Date: _____

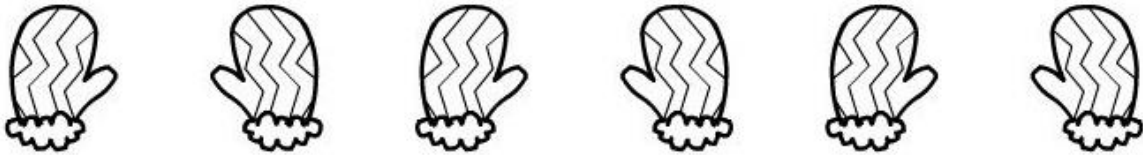
BCCS-B

SUNY Cortland SUNY Morrisville

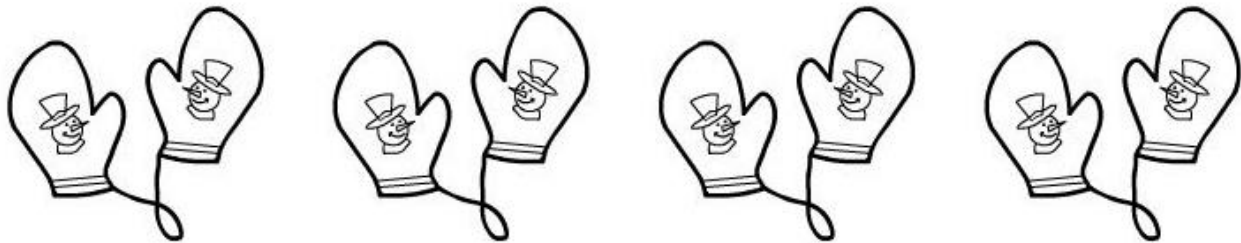
Directions: Count the mittens and circle the correct number below in each row.



1 4 5 2 3



7 0 3 9 6



5 4 8 1 3



1 6 9 10 4


Name _____ Week 15 Day 3 Date: _____

BCCS-B

SUNY Cortland SUNY Morrisville

Directions: Finish the sentences below.

Draw it.

☐ Capitalize M ☐ Use a period (.) ☐ Two Finger Spaces 

The best thing to do in winter is


I like it because

Name _____ Week 15 Day 3 Date: _____

BCCS-B


SUNY Cortland SUNY Morrisville

Directions: Fill in the missing letters.





Day # 4




Name _____ Week 15 Day 4 Date: _____

BCCS-B

SUNY Cortland SUNY Morrisville

Directions: Touch and count the snowmen. Fill in the missing numbers.




Snowman Counting

Name _____ Week 15 Day 4 Date: _____

BCCS-B

SUNY Cortland SUNY Morrisville

Directions: Connect the letters in order to finish the picture.



Y

B

X

C



D

W

V Q

P K

J E

U

R

O

L

I

F

T

S N

M H



G

Name _____ Week 15 Day 4 Date: _____

BCCS-B


SUNY Cortland SUNY Morrisville

Directions: Trace the following winter words.

	avalanche
	blanket blanket
	coat coat coat
	lodge lodge
	mitten mitten



Day # 5

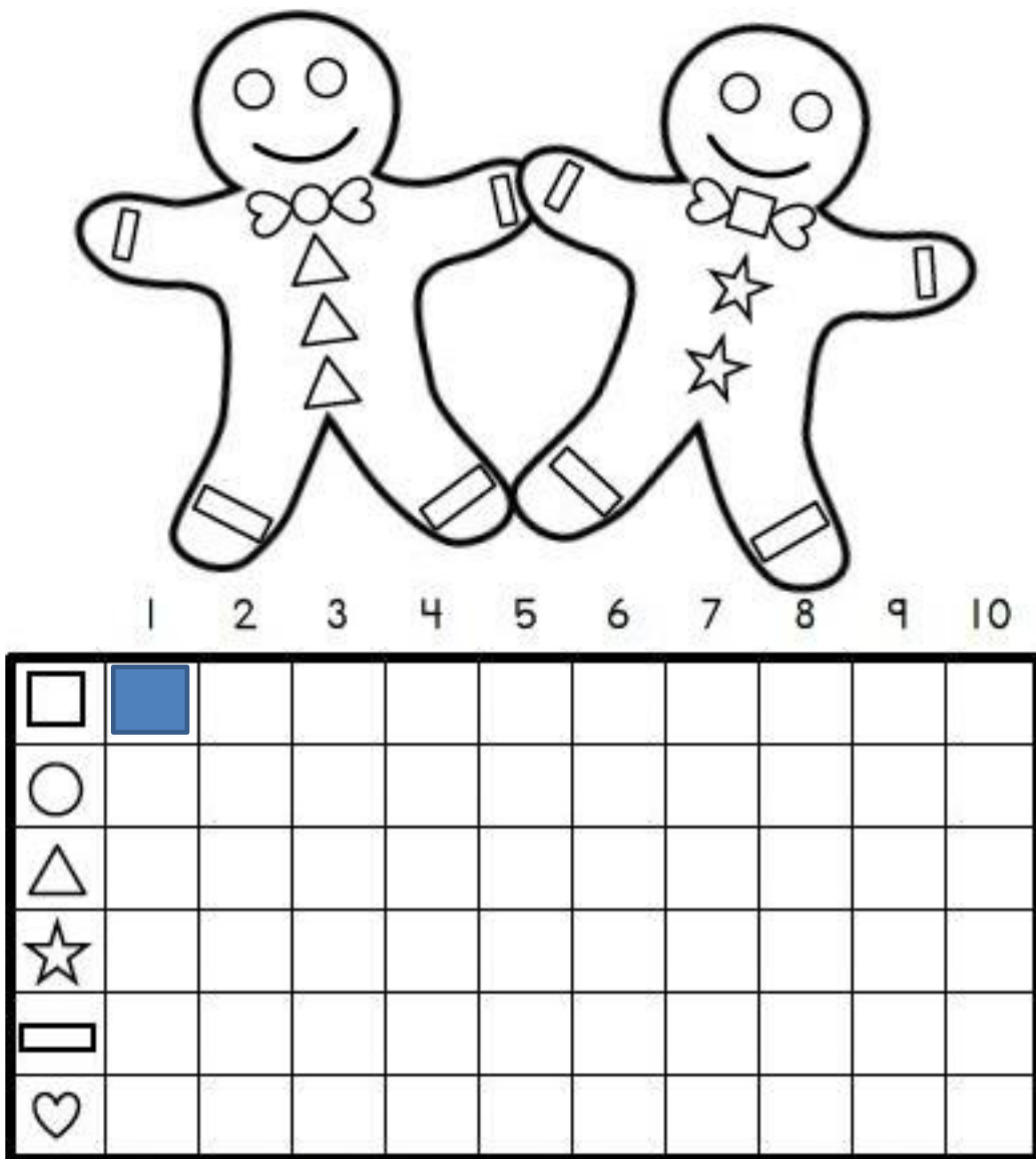


Name _____ Week 15 Day 5 Date: _____

BCCS-B

SUNY Cortland SUNY Morrisville

Directions: Color each shape. Count the number of shapes. Color the boxes on the graph to match the number for each shape.



Name _____ Week 15 Day 5 Date: _____

BCCS-B

SUNY Cortland SUNY Morrisville

Directions: Finish the sentence below. Draw a picture to match the sentence.

At night my snowman

likes to _____!



Name _____ Week 15 Day 5 Date: _____

BCCS-B

SUNY Cortland SUNY Morrisville

Directions: Use the code to color the picture.

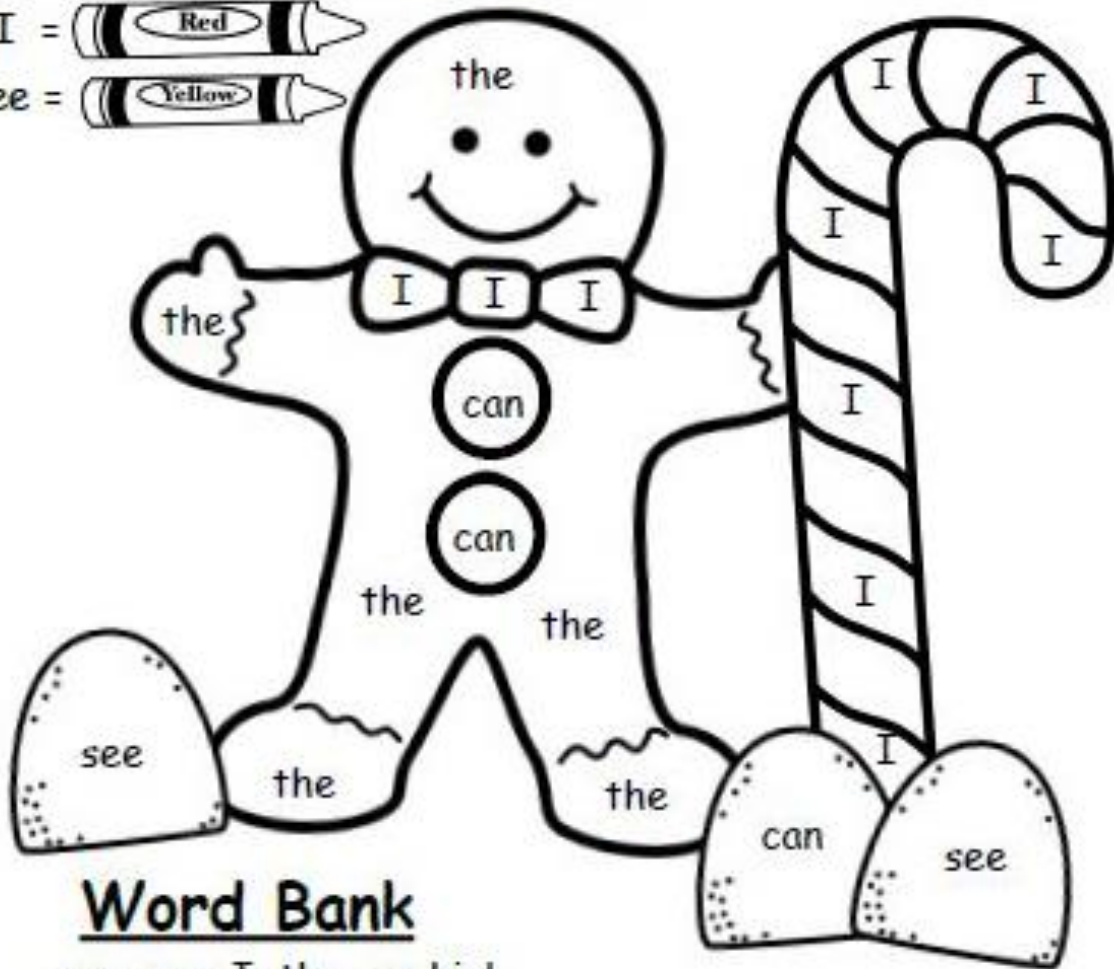
can = 

the = 

I = 

see = 

Gingerbread Cookie



Word Bank

can, see, I, the, cookie!

Use the Word Bank words to write a sentence.
