

Kindergarten Math Remote Learning Packet

Week 13



Dear Educator,

My signature is proof that I have reviewed my scholar's work and supported him to the best of my ability to complete all assignments.

(Parent Signature)

(Date)

Parents please note that all academic packets are also available on our website at www.brighterchoice.org under the heading "Remote Learning." All academic packet assignments are mandatory and must be completed by all scholars.



Module 2 Lesson 7 Problem Set

Circle the cylinders with red.

Circle the cubes with yellow.


Circle the cones with green.

Circle the spheres with blue.





Day # 2



Name _____ Week 13 Day 2 Date: _____

BCCS-B

SUNY Cortland SUNY Morrisville

Module 2 Lesson 8 Problem Set

Directions: Cut out and paste the shapes.



Module 2 Lesson 8 Problem Set Cut outs

Directions:

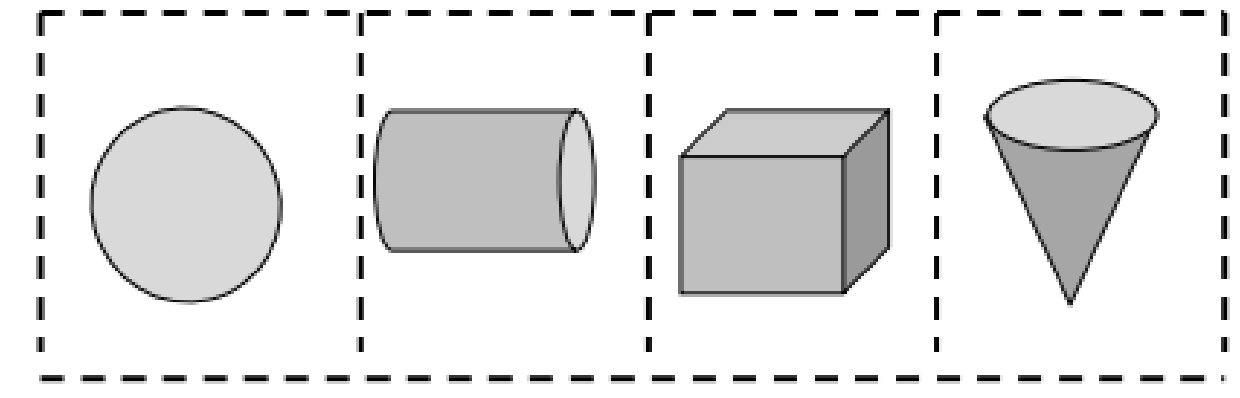
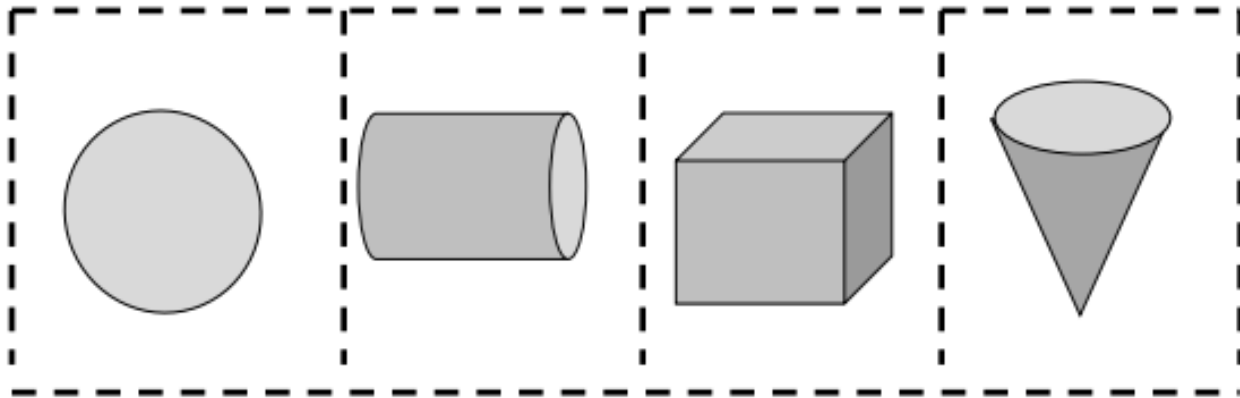
Read to students.

Paste the sphere above the train.

Paste the cube behind the train.


Paste the cylinder in front of the train.

Paste the cone below the train.






Day # 3




Module 2 Lesson 9 Problem Set

Directions: Circle the pictures of the flat shapes with red. Circle the pictures of the solid shapes with green.





Day # 4



Name _____

Week 13 Day 3 Date: _____

BCCS-B

SUNY Cortland SUNY Morrisville

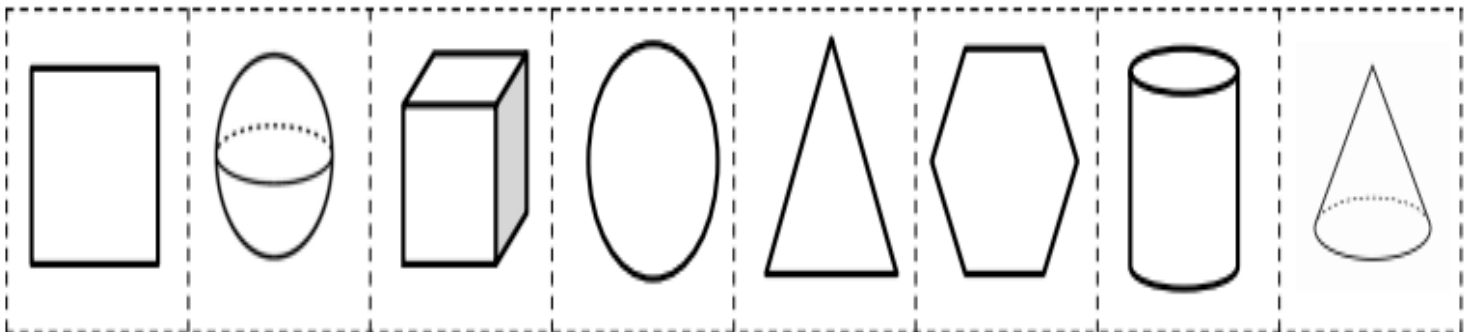
Module 2 Review Exit Ticket

2D Shapes

3D Shapes

Created by: Sally Nguyen

missnguyensclass.blogspot.com



Kindergarten Math Remote Learning Packet

Week 14



Dear Educator,

My signature is proof that I have reviewed my scholar's work and supported him to the best of my ability to complete all assignments.

(Parent Signature)

(Date)

Parents please note that all academic packets are also available on our website at www.brighterchoice.org under the heading "Remote Learning." All academic packet assignments are mandatory and must be completed by all scholars.

Name _____ Week 14 Day 1 Date: _____

BCCS-B

SUNY Cortland SUNY Morrisville

Module 2 Math Activity Exit Ticket

Directions: Draw the shape under the word.

Triangle

Circle

Square


Rectangle



End of Module 2 Assessment













Day # 3



Math Review Exit Ticket

Directions: Count the objects and Write the number in the box.

 []	 []
 []	 []
 []	 []
 []	 []
 []	 []