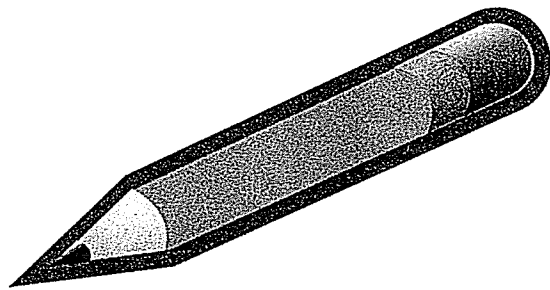


Kindergarten Work Packet Trimester 1



December 14th, 2020 – December 18th, 2020

Name: _____

Review your Sight Words

of

that

was

Date: 12-14-2020

KR9 I can make a self to text connection.

Name: _____

I can do it

I can

Can you do it?

KRF2a: can identify the rhyming words in the poem.

Chubby Little Snowman

A chubby little snowman
Had a carrot nose.
Along came a rabbit,
And what do you suppose?
That hungry little bunny,
Looking for his lunch,
ATE the snowman's
Carrot nose...



Nibble, nibble, CRUNCH!




KRF2d: I can identify the middle sound.

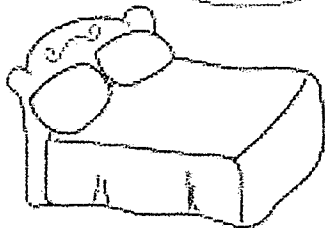
Name _____

Look at the picture. Finish spelling the word.

©www.hmh.com



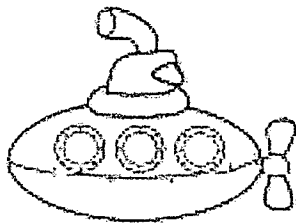
c		n
---	--	---



b		d
---	--	---



f		x
---	--	---




s		b
---	--	---

a e i o u

Date: 12-14-2020

I can describe positions of flat shapes. KG1,2,4,
KMD3.




Date: 12-14-2020

I can describe positions of flat shapes. KG1,2,4,
KMD3.

Lesson 5 Problem Set

Name _____




KR3: I can use a graphic organizer to retell the Story.

<p>Title</p> <p>by Eric Carle</p>	<p>Characters</p>	<p>Setting</p>
<p>Beginning</p>	<p>Middle</p>	<p>End</p>

KRF4: I can listen to the poem and draw a picture to match the words.

Five Little Snowmen

Five little snowmen standing outside.
The first one stood on a sled to slide.
The second one had a tall black hat.
The third one's nose was orange and fat,
The fourth one had a tall broom to hold.
The fifth one wore a scarf for the cold.




Name _____


KRF2d: I can identify the middle sound.

Name _____


Look at the picture. Finish spelling the word.



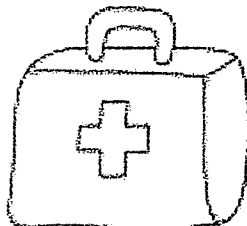
r		m
---	--	---



h		n
---	--	---



g		m
---	--	---




k		t
---	--	---

a e i o u

LESSON 2.6 PRACTICE Page 10

Name _____



Cut and glue below the correct heading.


<p style="text-align: center;">Cone</p> <p>A cone has 1 round face, a curved surface and a point.</p> <div style="display: flex; justify-content: space-around;"><div style="width: 45%; height: 100px; border: 1px solid black;"></div><div style="width: 45%; height: 100px; border: 1px solid black;"></div></div>	<p style="text-align: center;">Cube</p> <p>A cube has 6 square faces.</p> <div style="display: flex; justify-content: space-around;"><div style="width: 45%; height: 100px; border: 1px solid black;"></div><div style="width: 45%; height: 100px; border: 1px solid black;"></div></div>
<p style="text-align: center;">Sphere</p> <p>A sphere has a curved surface and no faces.</p> <div style="display: flex; justify-content: space-around;"><div style="width: 45%; height: 100px; border: 1px solid black;"></div><div style="width: 45%; height: 100px; border: 1px solid black;"></div></div>	<p style="text-align: center;">Cylinder</p> <p>A cylinder has 2 round faces and a curved surface.</p> <div style="display: flex; justify-content: space-around;"><div style="width: 45%; height: 100px; border: 1px solid black;"></div><div style="width: 45%; height: 100px; border: 1px solid black;"></div></div>

KR9: I can make a self-to-text connection.

My Mama loves to...

Handwriting practice lines consisting of solid top and bottom lines with a dashed middle line, repeated ten times.

© Harkness Publishing Group. Fairy, dog, and cat illustrations by [unreadable]



I'm a Little Snowman

I'm a little snowman,
short and fat.

Here is my scarf,
and here is my hat.

When it's cold and snowy,
I will stay.


But when it gets hot,
I melt away!




- Author unknown

www.thefairyprint.com

Name _____
Look at the picture. Finish spelling the word.



b		s
---	--	---



m		p
---	--	---



l		p
---	--	---



s		d
---	--	---

a e i o u

I can describe and find 3 d shapes. KG1, 2,4, KMD3

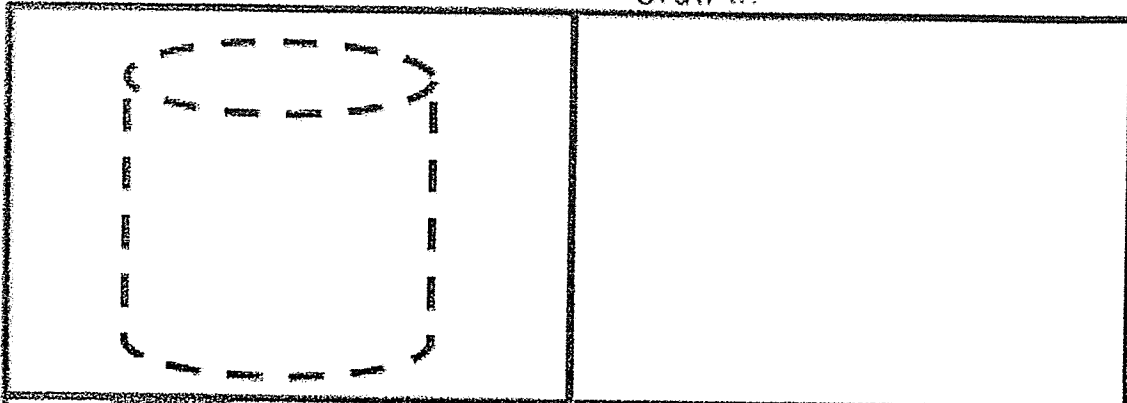
LESSON 2.7 practice page -1


Cylinder

Name _____


Trace it.

Draw it.



 How many faces?

Color it. Color the cylinders.



I can describe and find 3 d shapes. KG1, 2,4, KMD3



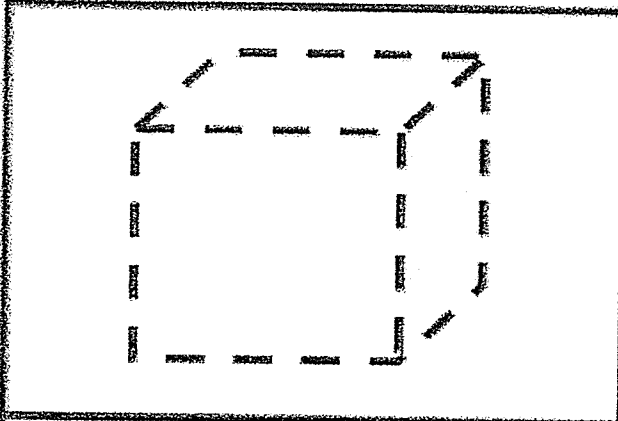
LESSON 21 PRACTICE PAGE 74

Name _____

Cube

Trace it

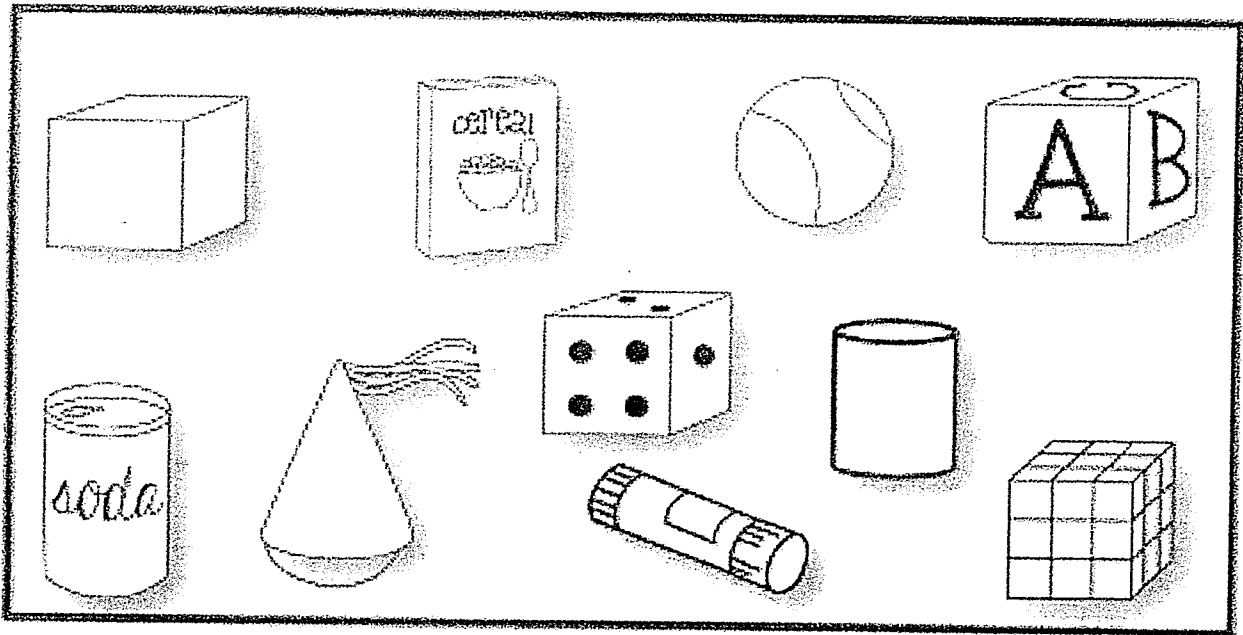
Draw it.



How many faces?



Color it. Color the cubes.



I can describe and find 3 d shapes. KG1, 2,4, KMD3


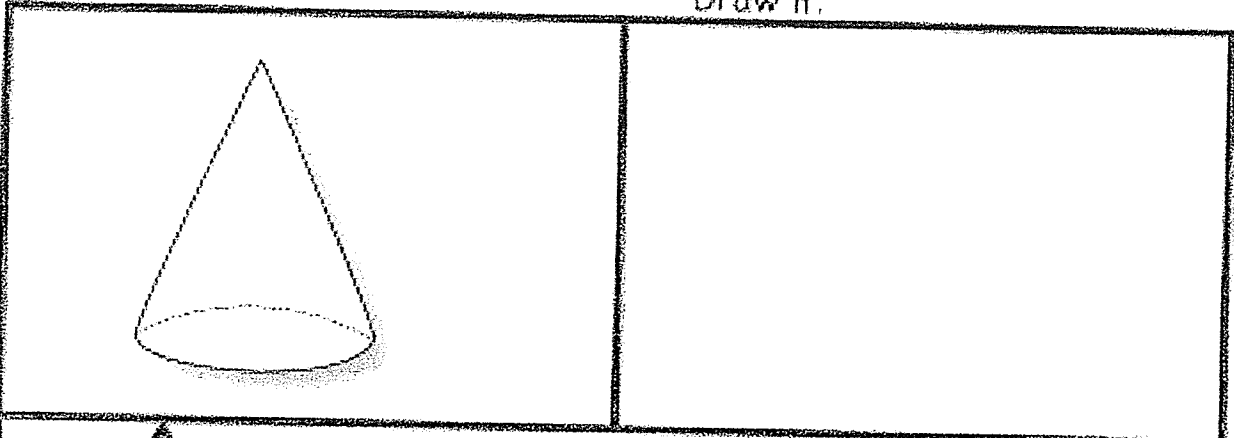
Lesson 2.7 Practice Page 73

Name _____

Cone


Trace it.

Draw it.



How many faces?

Color it. Color the cones.



I can describe and find 3 d shapes. KG1, 2,4, KMD3


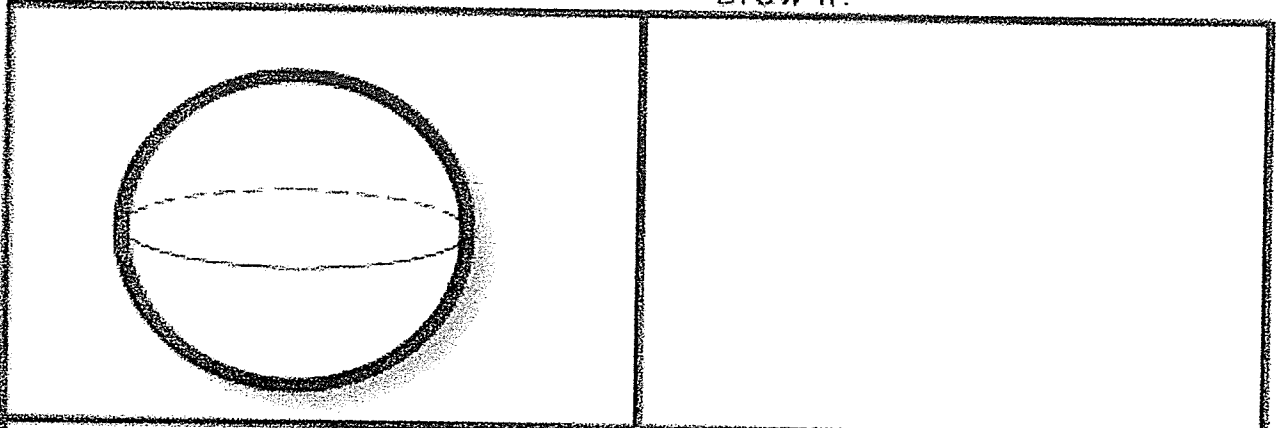
LESSON 2.7 PRACTICE PAGE 14

Name _____

Sphere

Trace it.


Draw it.



How many faces?



Color it. Color the spheres.



KRF3d: I can identify sight words I know.

Great BIG Snowman


I'm a great big snowman,
tall and fat.

Here is my tummy.

Here is my hat.

Raisins for my eyes,
and a carrot nose

I'm all snow
from head to toe!

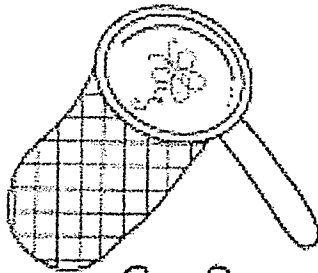


©2016, Sarah Griffin

KRF2d: I can identify middle sounds.

Name _____

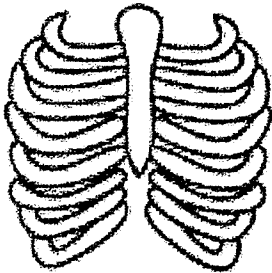
Look at the picture. Finish spelling the word.




n		t
---	--	---



f		t
---	--	---



r		b
---	--	---



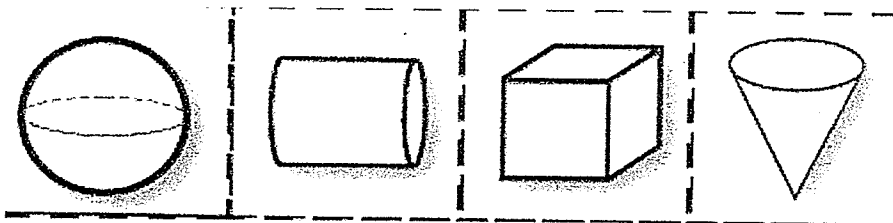

t		p
---	--	---

a e i o u

I can describe and name the positions of solid shapes. KG1,2,4, KMD3.

LESSON 6 PROBLEM SET

Name _____



KR9: I can make a self to text connection.

Name: _____

Date: _____



© 2008 by Linda Ward Beech

If I were a mixed up chameleon...

KR3: I can write about the character at the beginning and end of the story.

Characters Change

I can tell how characters change throughout the book.

Beginning

End

Five Little Snowmen

Five little snowmen happy and gay,

The first one said, "What a nice day!"

The second one said, "We'll cry no tears."




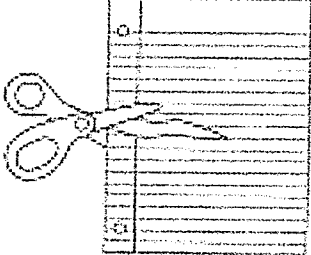

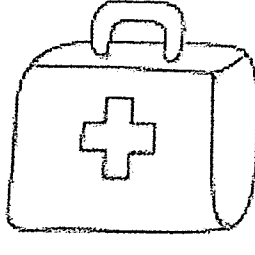











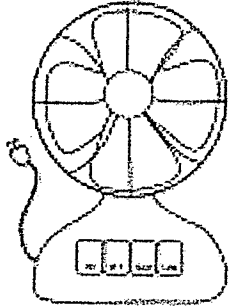
The third one said, "We'll stay for years."

The fourth one said, "But what happens in May?"

The fifth one said, "Look, we're melting away!"

KRF2d: I can identify the middle sound.

Name _____
Write the missing MIDDLE sound.

© 2000 by Linda Ward Beech, Scholastic Teaching Resources

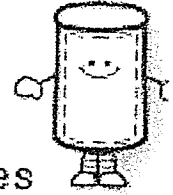
I 3-d can identify and sort 3d and 2d shapes
KG1, KG2, KG4, KMD3.

LESSON 2.3 PRACTICE PAGE 71



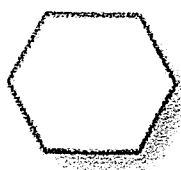



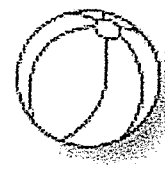

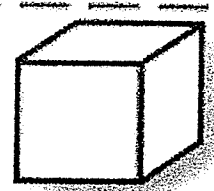
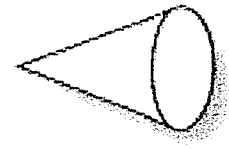
Name _____

Cut and glue below the correct heading.



Flat 2-D Shapes

Solid 3-D Shapes

Exit Ticket 2.9

Name _____

Date _____

Color the flat, 2-D shapes green. Color the solid, 3-D shapes red.

