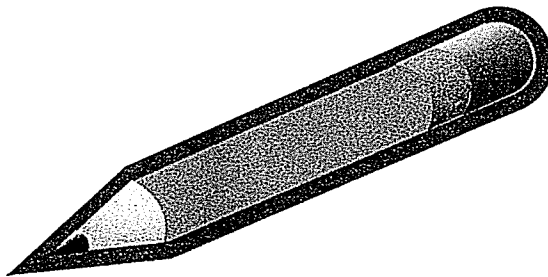


Kindergarten Work Packet Trimester 1




December 21st, 2020 – December 23rd, 2020

Name: _____

Review your Sight Words


I at in	for have on
we can the	love not mom
me like a	play are look
see to is	what said day
and go my	
if am do	
he all you	
for have	

KR2 I can sequence and retell the story.




THE MITTEN

BY JAN BRETT



Paste the animals in the correct order that they entered the mitten in the story.

1	2	3	4	5	6	7	8
---	---	---	---	---	---	---	---



KR3: I can use a graphic organizer to identify story details.

The Mitten

characters

setting

beginning **middle** **end**


©2011 McGraw-Hill Name _____

KRF2d: I can identify the middle sound.

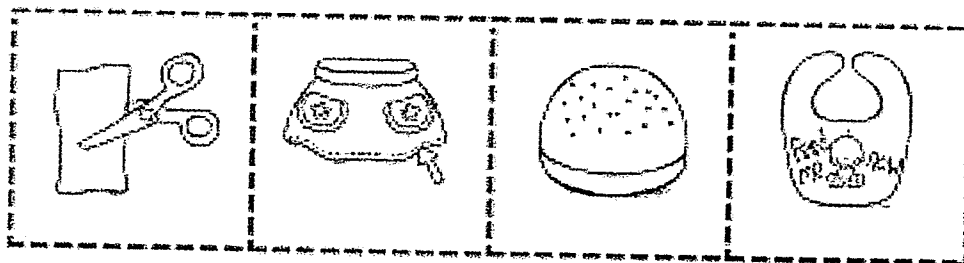








Name _____

SNOWMAN

Middle Sounds



Fill in the missing sounds.
Cut out the pictures and paste them in the correct box.



KRF4: I can match my words to actions.

Snowy Pokey

Tune: The Hokey Pokey



You put your right mitten in,
You take your right mitten out,
You put your right mitten in,
And you shake it all about,
You do the Snowy pokey, (shiver)
And you turn yourself around.
That's what it's all about!






Additional verses:


You put your left mitten in
You put your right boot in
You put your left boot in
You put your long scarf in
You put your warm cap in
You put your snowsuit in

Name _____

3D Shape Color

Color each shape.

 Red	 Orange	 Yellow	 Green	 Blue
Cube	Cylinder	Cone	Sphere	Rectangular Prism


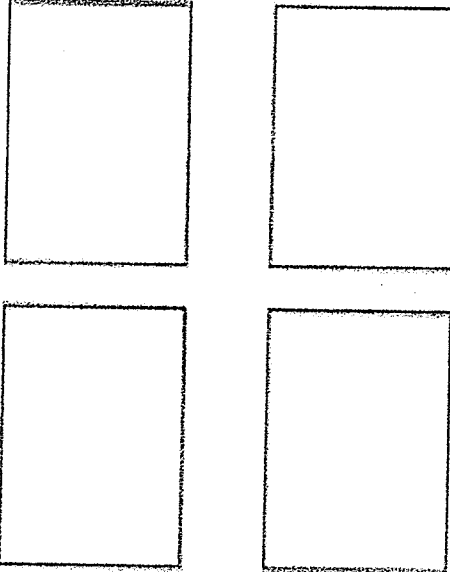


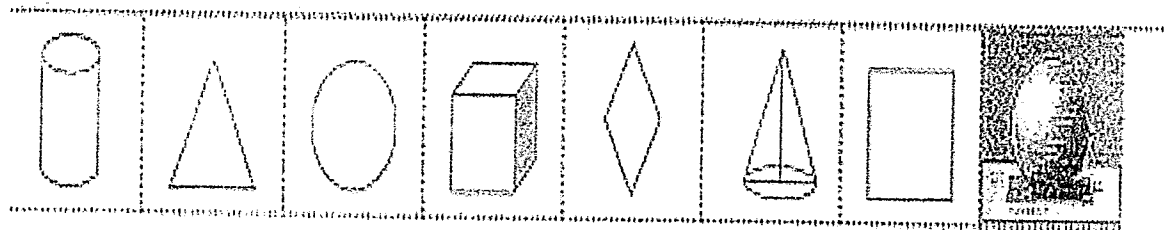
Date: 12-21-2020

I can sort solid and flat shapes. KG1,2,4,
KMD3.

Sorting 3D Shapes

Name _____

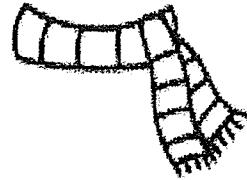
3D Shapes	2D Shapes
	



KW2: I can explain how to make a snowman.



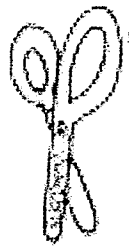
HOW TO BUILD a snowman






First

Next


Then



paste in order.



KW3: I can sequence the steps for making a snowman.



HOW TO BUILD A SNOWMAN


roll stack sticks carrot snow ball

First

Next

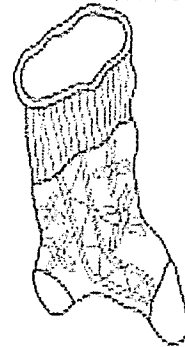
Then

KR2: I can sequence and retell a story.




THE HAT

BY JAN BRETT



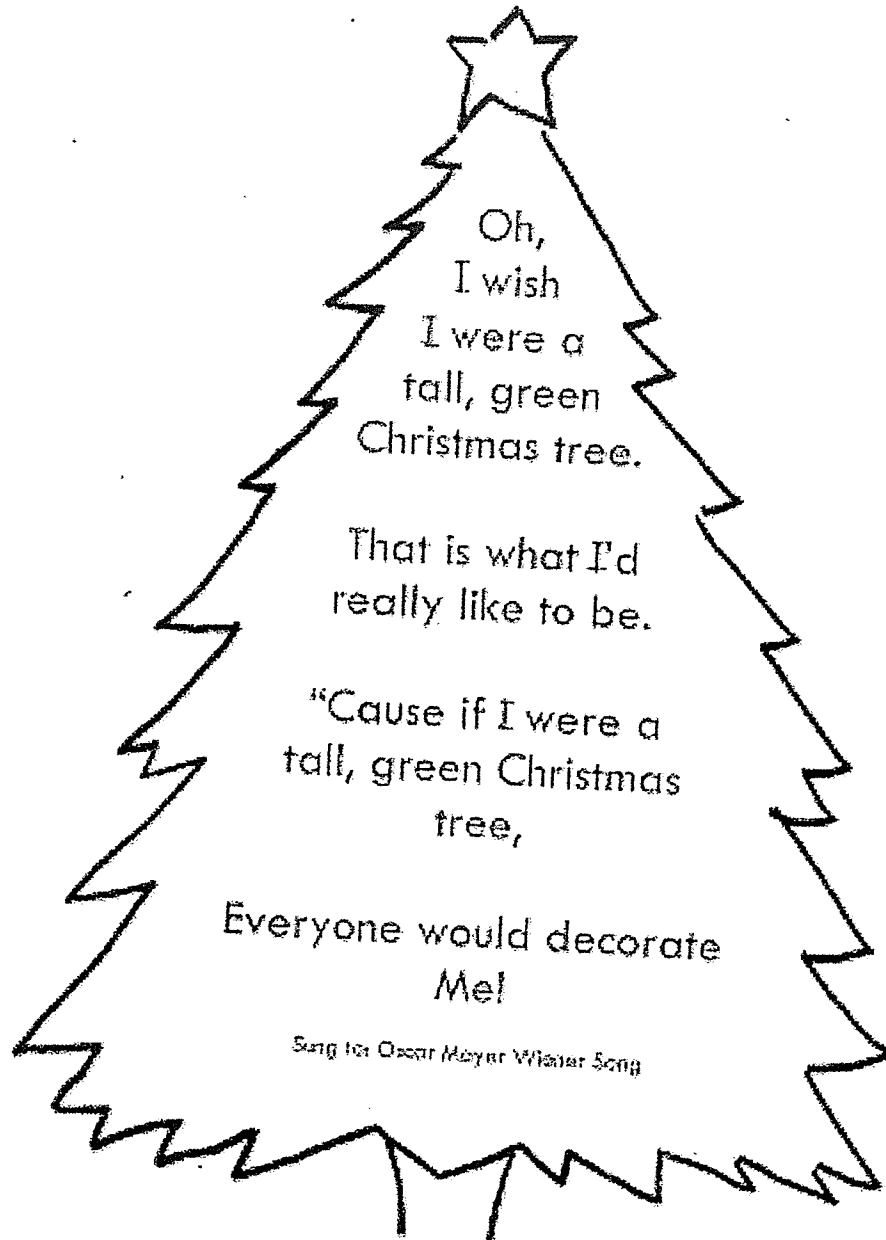
Paste the animals in the correct order that Hedge met them in the story.

1	2	3	4	5	6



Date: 12-22-2020

KRF1a: I can follow words from left to right.












KRF2d: I can identify the middle sound.

Name: _____

Directions: Color or dot the missing vowel then write the letter in the blank to complete the word.

What's in the Middle?

 m _ p	<p>a</p> <p>o</p> <p>i</p>	 b _ g u	<p>o</p> <p>a</p> <p>u</p>	 h _ n a	<p>o</p> <p>e</p> <p>a</p>
 d _ g	<p>e</p> <p>a</p> <p>i</p>	 h _ p	<p>a</p> <p>o</p> <p>i</p>	 n _ p	<p>a</p> <p>e</p> <p>o</p>
 w _ t	<p>o</p> <p>e</p> <p>i</p>	 h _ t	<p>i</p> <p>e</p> <p>a</p>	 d _ g	<p>a</p> <p>i</p> <p>o</p>

The Frillable Princess

KRF3d: I can recognize color words.

The Mitten

Color Words



He did not have a red mitten.



He did not have a blue mitten.



He did not have a green mitten.



He did not have a purple mitten.



He did not have a black mitten.



Read each sentence. Color the mitten to match.


He did have a white mitten!



Name _____

KW2: I can write about how to make a snowman.

How to Build a Snowman




roll ball snow carrot sticks stack

First

Next

Then



____My sentences begin with capitals.

____My sentences end with punctuation.

Counting on St. Nick

1, 2, 3, 4,

Is that St. Nicholas at the door?

5, 6, 7, 8,

I hope St. Nicholas won't be late.

8, 7, 6, 5,

Quick! He's coming--let's go hide.

4, 3, 2, 1,





Look! A surprise--oh, what fun!





—Susan Jordan









KRF2d: I can identify middle signs.

Name _____

MIDDLE SOUND MATCH

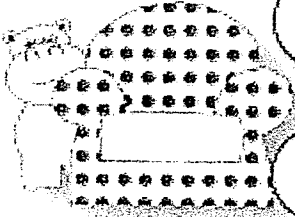





I can describe the position of a object NYKG1.

LESSON 4.0 PRACTICE PAGE 77.1

Name _____

Date _____

Color the circle next to the box to tell where the hippo is.

 <input type="radio"/> below <input type="radio"/> behind <input type="radio"/> in front of	 <input type="radio"/> behind <input type="radio"/> above <input type="radio"/> next to
 <input type="radio"/> above <input type="radio"/> behind <input type="radio"/> beside	 <input type="radio"/> in front of <input type="radio"/> beside <input type="radio"/> behind
 <input type="radio"/> in front of <input type="radio"/> next to <input type="radio"/> above	 <input type="radio"/> above <input type="radio"/> next to <input type="radio"/> below


Date: 12—23-2020

I can place objects in the correct position. NYKG1


Name: _____

Positional Words

Listen to teacher's directions (on the back) cut and paste pictures in the correct spot



The scene inside the frame shows a large tree on the left. In the center, a snowman and a boy wearing a winter hat and jacket are standing together. To the right of the boy, a girl with long hair is standing. The background is blank for pasting objects.



Date: 12-2³~~1~~-2020

KW2: I can explain how to decorate a tree.

how to Decorate a Christmas Tree

Name _____

First	Next	Last

© Lisa Ruffolo, 2012



Date: 12-~~27~~³-2020

KW2: I can write about
how to decorate a tree.



Name _____

HOW TO Decorate A Christmas Tree




Date: 12—23-2020

KR9: I can make a text-to-text connection.

 ANIMALS IN THE MITTEN.	ANIMALS IN THE HAT. 

Cut and paste the correct animal in the correct box.



~~A~~

Date: 12-23-2020

KRF1c: I can use spaces
between my words.



S is for Snowy the Snowman