

# Kindergarten Guided Reading Packet



## Trimester 2

January 19<sup>th</sup>, 2021 – January 22<sup>nd</sup>, 2021

Name: \_\_\_\_\_

Spelling words for the week

be

so

with

Name: \_\_\_\_\_

Reading

Trace the sight word.

be be be

Color the sight word.

be be be

Find and circle the sight word.

you	be	me	see
the	be	be	it
is	but	be	be

Write the sight word.


be be be

Read the sentence.

Can you be a ?



Name: \_\_\_\_\_










Color



Trace


Write

<b>Red</b> 	<b>SO</b>	SO	_____
<b>Orange</b> 	<b>SO</b>	SO	_____
<b>Yellow</b> 	<b>SO</b>	SO	_____
<b>Green</b> 	<b>SO</b>	SO	_____
<b>Blue</b> 	<b>SO</b>	SO	_____
<b>Purple</b> 	<b>SO</b>	SO	_____
<b>Black</b> 	<b>SO</b>	SO	_____

Take Home Activity  
Ask your child about Dr. King

Skill: Connect the dots from 1-30.

# Martin Luther King, Jr.



Martin Luther King, Jr. was a great speaker for peace and fairness for all people.


Name \_\_\_\_\_

Name: \_\_\_\_\_

Writing

Trace the letter, then trace the sentence.

P P P  
p p p




The penguin  
picked a pumpkin.


Name \_\_\_\_\_

Ii


Jj



Name: \_\_\_\_\_





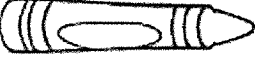




Color



Trace



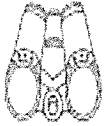
Write

 Red	<b>with</b>	wit h	_____
 Orange	<b>with</b>	wit h	_____
 Yellow	<b>with</b>	wit h	_____
 Green	<b>with</b>	wit h	_____
 Blue	<b>with</b>	wit h	_____
 Purple	<b>with</b>	wit h	_____
 Black	<b>with</b>	wit h	_____




Name \_\_\_\_\_

Read, Write, and Fix the sentence.



Read it.

The party is fun.




Write it.

\_\_\_\_\_

\_\_\_\_\_



Build it.


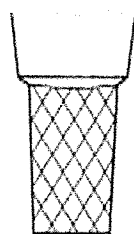


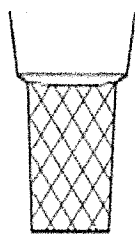


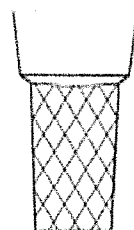
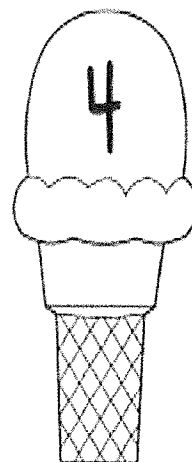
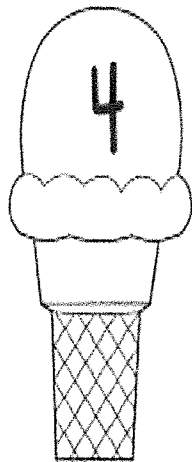
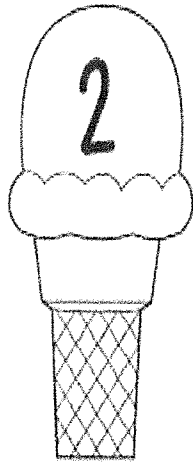


fun. party The is

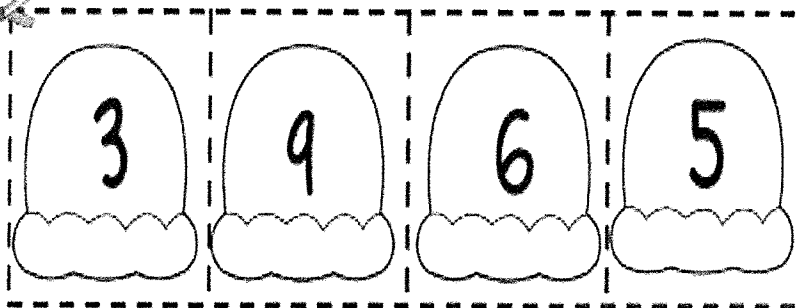
©First Grade Maestra Tasha Hyslop

Name: \_\_\_\_\_

Paste the missing ice cream scoops on the cones.



© Kinders in NY



Name: \_\_\_\_\_

1. Color the sight word so



so so so

2. Trace & Write the sight word so



so

so

so

\_\_\_\_\_

-----

\_\_\_\_\_

\_\_\_\_\_

-----

\_\_\_\_\_

\_\_\_\_\_

-----

\_\_\_\_\_

3. Color the boxes with the sight word so

so	so	no	so	now	say
no	so	now	say	so	so
say	now	so	so	no	so

4. Cut & Paste the letters into the boxes to make the sight word so

--	--

o	s
---	---

© The Teacher's Toolkit


Name: \_\_\_\_\_

1 Color the sight word be



be be be

2 Trace + Write the sight word be



be

be

be

\_\_\_\_\_  
-----  
\_\_\_\_\_

\_\_\_\_\_  
-----  
\_\_\_\_\_

\_\_\_\_\_  
-----  
\_\_\_\_\_

3 Color the boxes with the sight word be

be	be	to	not	be	be
like	be	be	be	to	like
to	not	like	be	not	be

4. Cut + Paste the letters into the boxes to make the sight word be

--	--

e	b
---	---

© B. Toronto at The Kinder-Krew


Name: \_\_\_\_\_

1. Color the sight word with



with with

2. Trace + Write the sight word with



with with with

\_\_\_\_\_

-----

\_\_\_\_\_

3. Color the boxes with the sight word with

with	with	with	did	with	with
will	with	too	will	did	with
too	did	with	with	too	will

4. Cut + Paste the letters into the boxes to make the sight word with

				h	i	t	w
--	--	--	--	---	---	---	---

Name: \_\_\_\_\_

Writing

Trace the letter, then trace the sentence.

Q Q Q

q q q



The two queens  
have quarters.



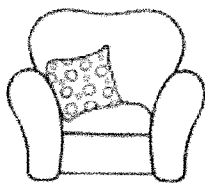
© 2015, My-ABCs.com

The worksheet is enclosed in a decorative border with a repeating pattern of small circles. It features a 'Name' field at the top left, a 'Writing' title in a decorative box at the top right, and a central instruction: 'Trace the letter, then trace the sentence.' Below this are two rows of handwriting lines. The first row contains three dashed uppercase 'Q's for tracing, with arrows indicating the stroke direction. The second row contains three dashed lowercase 'q's for tracing, also with arrows. Below the tracing lines is an illustration of two identical cartoon queens. Each queen has a crown with three diamonds, long hair, and a long, flowing dress. They are both smiling and holding a quarter coin in their right hands. The coins are detailed with the profile of George Washington and the text 'QUARTER DOLLAR' and '1796'. Below the illustration is a sentence for tracing: 'The two queens have quarters.' The sentence is written in a simple, rounded font with dashed lines for tracing. At the bottom left corner, there is a small copyright notice: '© 2015, My-ABCs.com'.




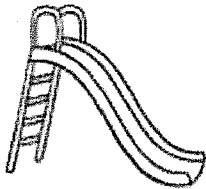
# Light and Heavy

Name: \_\_\_\_\_ Date: \_\_\_\_\_

Color the objects that are heavy.



Color the objects that are light.




Color Me Kinder

Nama \_\_\_\_\_

Kk

Ll




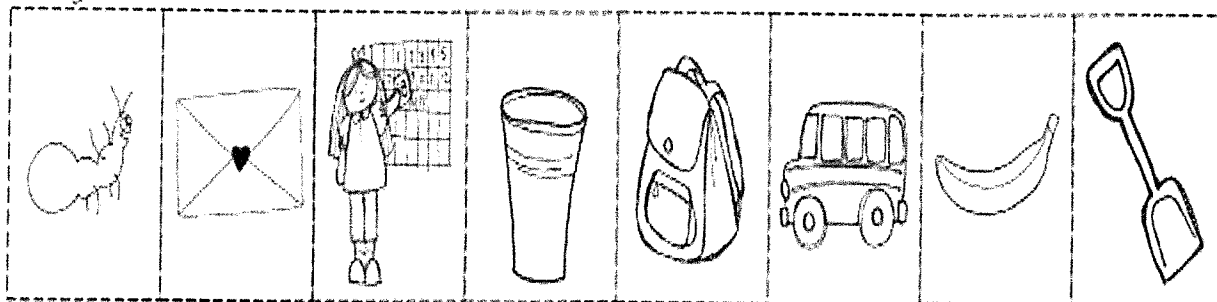


Name: \_\_\_\_\_

Directions: Count the syllables in each picture.  
Glue each picture in the correct column.

1 Syllable	2 Syllables	3 Syllables

 Cut and sort.




Name \_\_\_\_\_

with

Read and trace the word.

with with with



Cut out the words and match them to the sentence.

I play with my friend.

Copy the sentence.

Handwriting practice lines consisting of a solid top line, a dashed middle line, and a solid bottom line.

© Rhonda BaEisachino 2016



with my play I friend.

Name \_\_\_\_\_

be


Read and trace the word

be

be

be

be



Cut out the words and match them to the sentence.

I will be a lion.

Copy the sentence.

\_\_\_\_\_

\_\_\_\_\_

\_\_\_\_\_


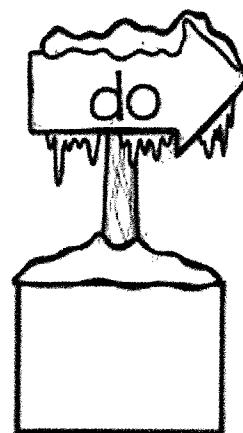
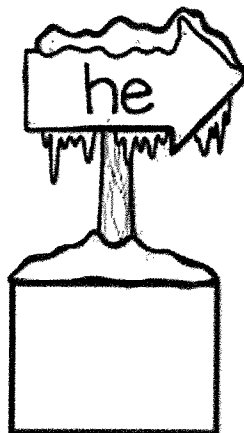

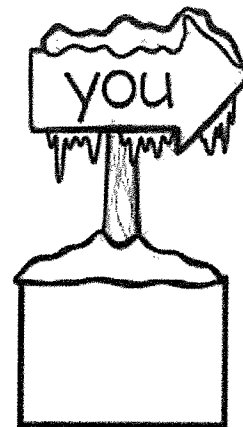
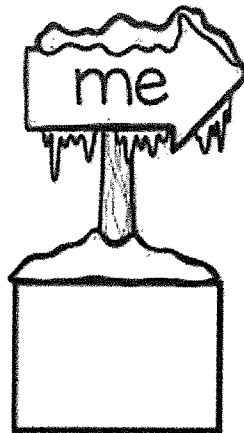
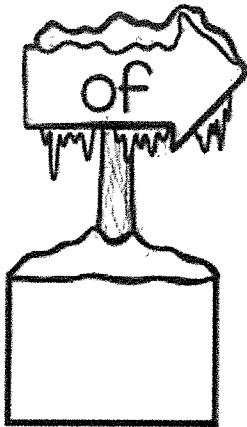
© Rhonda Ballentine 2011


be lion. a will I

Name \_\_\_\_\_

# Matching Sight Words

Read each sight word. Cut out and match the words.





Name: \_\_\_\_\_ Date: \_\_\_\_\_

Cut, Glue, Read, Write & Draw



### Sight Word Comprehension Sentences

Read 3 times & Color

Three small icons of books stacked vertically, indicating reading and coloring activities.

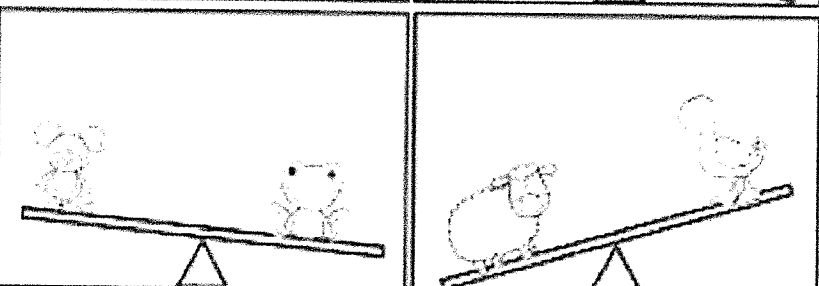





©Danielle Mastandrea



frog. \* I the see

# Which is Heaviest

Circle the animal which is the heaviest in each picture.

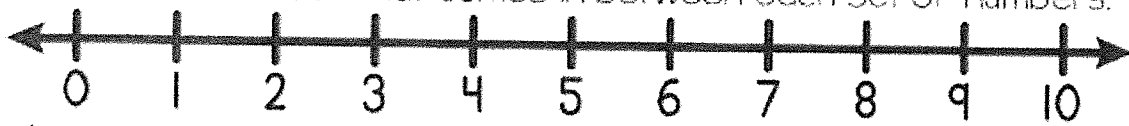


© Viva Winkler Worksheets © 2015

Name: \_\_\_\_\_

# Missing Numbers

Fill in the number that comes in between each set of numbers.



1. 3     5

2. 8     10

3. 1     3

4. 6     8

5. 7     9

6. 5     7

7. 6     8

8. 4     6

9. 5     7

10. 2     4


11. 2     4

12. 3     5


Made by Tracy Brown

Name \_\_\_\_\_ Date \_\_\_\_\_

# Short a words



r	u	l
g	a	t



p	e	n
b	a	m



f	o	x
w	a	j


© Marcelline Attard




Name \_\_\_\_\_

Ss

Tt





Find and shade: 'be'

i	h	m
b	g	v
e	a	f

Trace.



Copy.




Write.





Underline the sight word: 'be'

1. Will you be at the park?
2. Be careful! There is a snake!



Find and circle.






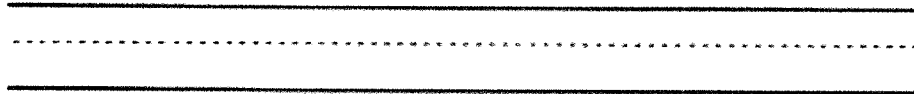
Find and shade: 'with'

e	k	d	w
s	g	e	i
a	v	m	t
u	j	u	h

Trace.



Copy.




Write.



Underline the sight word: 'with'

1. With a flash, the sun came out.
2. I can do tricks with cards.



NAME: \_\_\_\_\_

Sight Word Practice	so
---------------------	----

Step 1. Trace the sight word

so so so so

Step 2. Write the sight word on your own  
(4 - 6 times)

\_\_\_\_\_

-----

\_\_\_\_\_


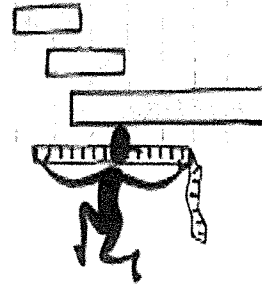
Step 3. Circle the sight word

a	no	i	on	a
I	so	no	to	i
no	a	a	so	no
so	so	to	i	so

Name \_\_\_\_\_

Sort based on length.

Shorter —	Longer ————




Name: \_\_\_\_\_



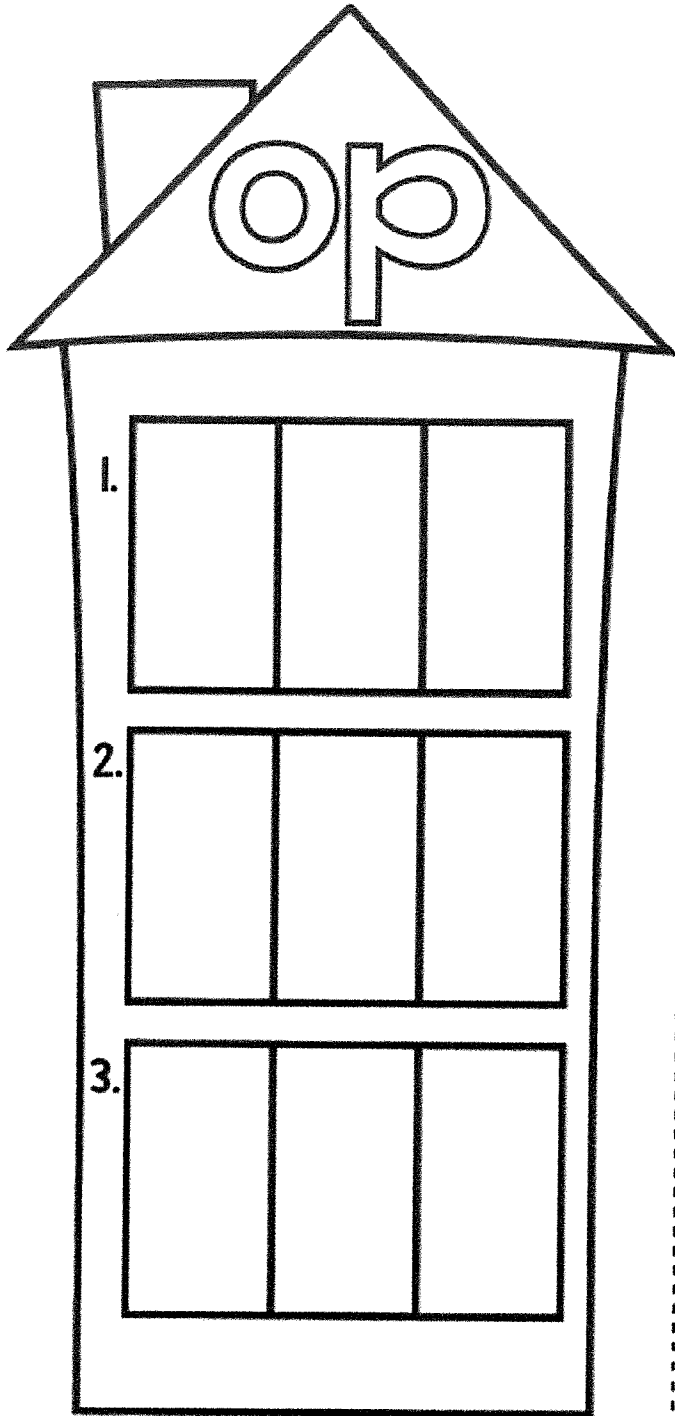
# Handwriting Practice

Practice tracing the letters below with your best handwriting.

	B		D
E	F		
I		K	
	N		P
Q			T
		W	
	Y	Z	






Name: \_\_\_\_\_



Name \_\_\_\_\_ Date \_\_\_\_\_

# Short u words

	g u t s i m
	c u t t o b
	s a r f u n


© Marcelline Attard

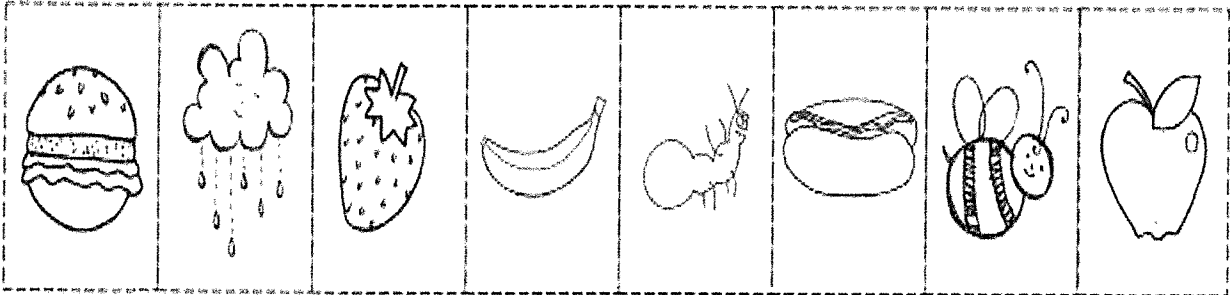


Name: \_\_\_\_\_

Directions: Count the syllables in each picture.  
Glue each picture in the correct column.

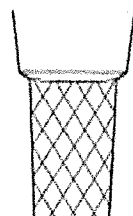


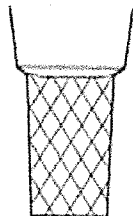

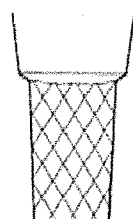
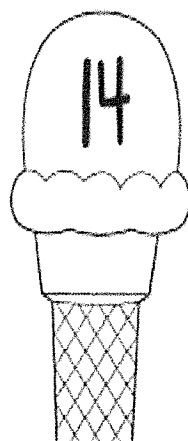

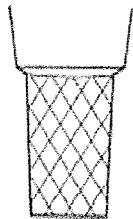
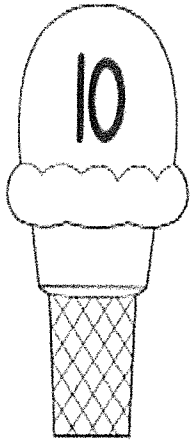
1 Syllable	2 Syllables	3 Syllables

 Cut and sort.



Name: \_\_\_\_\_

Paste the missing ice cream scoops on the cones.



© Kinders in NY

