

# Kindergarten Guided Reading Packet



## Trimester 2

February 1, 2021 – February 5<sup>th</sup>, 2021

Name: \_\_\_\_\_

## Spelling words for the week

how

they


get



Find and shade 'get'

g	i	d
e	t	y
a	s	w

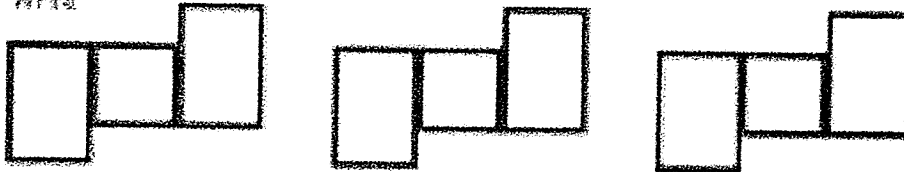
Trace



Copy



Write




Underline the sight word 'get'

1. Get it out with a spoon.
2. It is time to get ready.



Find and circle







Find and stroke 'they'

p	t	b	q
i	h	k	w
m	e	y	s
u	j	l	z

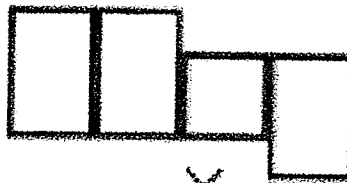
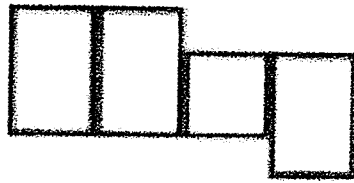
Trace



Copy



Write

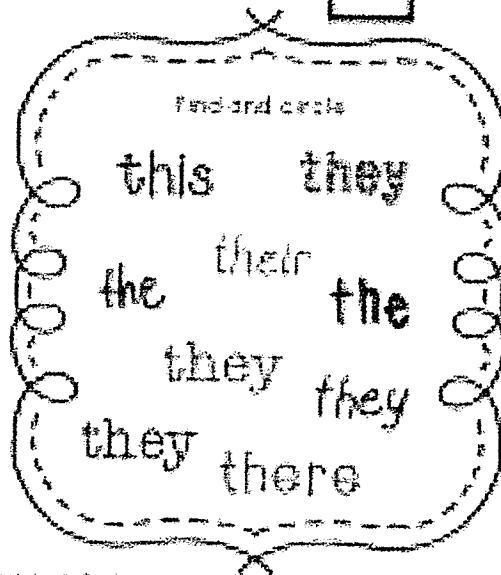



Underline the sight word 'they'

1. They lived in an igloo.
2. They saw a bird on the roof.



Find and circle



**how**

Name: \_\_\_\_\_

Trace the sight word.

how how

Write the sight word.

\_\_\_\_\_

\_\_\_\_\_

\_\_\_\_\_

Find and underline the sight word.

what	how	you
how	the	do
of	how	can

Color the sight word.

how how

Fill in the missing letters.

h    w                      o    w

Read the sentence and underline the sight word.

How old do you think I am?

Cut out the letters below to make the sight word.

\_\_\_\_\_

\_\_\_\_\_

\_\_\_\_\_
















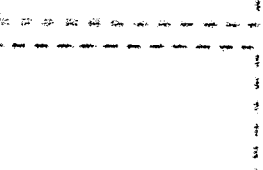
✂

o w h


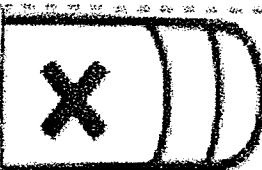






Name: \_\_\_\_\_

# Broken Pencils

Match the upper and lowercase letters to fix the broken crayons.

©Cajon and Crayons.com


			
			

Name: \_\_\_\_\_

# Label the Picture II

Use the words in the box to label the parts of a picture.

bag	dog	mail	boy	mailbox
-----	-----	------	-----	---------



© United Teaching 2014


Name: \_\_\_\_\_


Counting 1 to 10

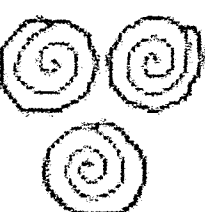
# Apple Goodies


Count.


Cut.  Glue. 

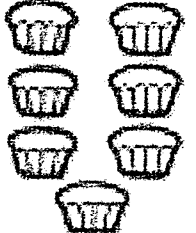











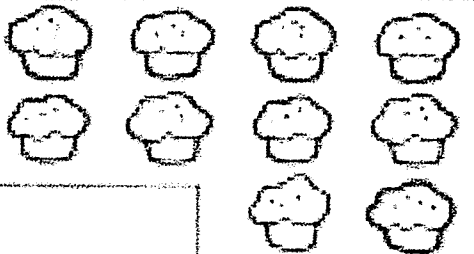















© The McGraw-Hill Companies, Inc. All rights reserved.

1	2	3	4	5	6	7	8	9	10
one	two	three	four	five	six	seven	eight	nine	ten




Name \_\_\_\_\_

get

Read and trace the word

get get get get



Cut out the words and match them to the sentences

He will get the ball.

Copy the sentence

\_\_\_\_\_

\_\_\_\_\_


\_\_\_\_\_

© 2010 Education.com

get ball. the will He

Name \_\_\_\_\_

# they



Write the word!

--	--

Find the word!

they	from	the	went	they
come	the	they	little	they
that	they	said	at	the

Trace it then build it!


--	--	--	--



t	h	e	y
---	---	---	---

Name : \_\_\_\_\_

# ALPHABET HANDWRITING PRACTICE



Trace it.

A A A

a a a a a


Write it.

\_\_\_\_\_

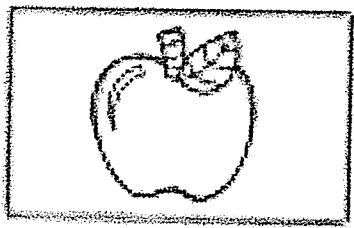
\_\_\_\_\_

\_\_\_\_\_

Trace and write the words.



ant



apple

Trace and write the sentence.

Amy has an apple.


Name \_\_\_\_\_

Let's find out the missing beginning sound!

Directions: Complete the word by writing in the missing letter.



\_\_\_um



\_\_\_og



\_\_\_og



\_\_\_gg



\_\_\_an



\_\_\_ar



\_\_\_ug



\_\_\_ap



\_\_\_ar



\_\_\_et



\_\_\_at




\_\_\_ag

Name \_\_\_\_\_

### Let's find out the missing ending sound!

Directions: Complete the word by ending in the missing letter.



pa \_\_\_\_\_




ma \_\_\_\_\_



sl \_\_\_\_\_




va \_\_\_\_\_




bu \_\_\_\_\_



bl \_\_\_\_\_



rl \_\_\_\_\_



sa \_\_\_\_\_



ra \_\_\_\_\_



ju \_\_\_\_\_



bu \_\_\_\_\_




po \_\_\_\_\_

Name: \_\_\_\_\_

# Parts of a Groundhog

Directions: Cut and paste to label the groundhog.



Copyright © 2007 Education 101 Inc.



hands	ears	nose
whiskers	feet	teeth

Name \_\_\_\_\_

# eleven

☆	☆	☆	☆	☆
☆	☆	☆	☆	☆
☆				


10 11 12 13 14 15 16 17 18 19 20

Write the missing numbers.

before	..... ..... .....	after
--------	-------------------------	-------

Draw 8 circles in the ten frames.


Color  
11 blocks.


Write the missing numbers.


$$10 + \square = 11$$

$$10 + 1 = \square$$

© 2000 by Linda Ward Beech, Scholastic Teaching Resources

Name \_\_\_\_\_

Trace



how

bow

how

how

how


how

Now

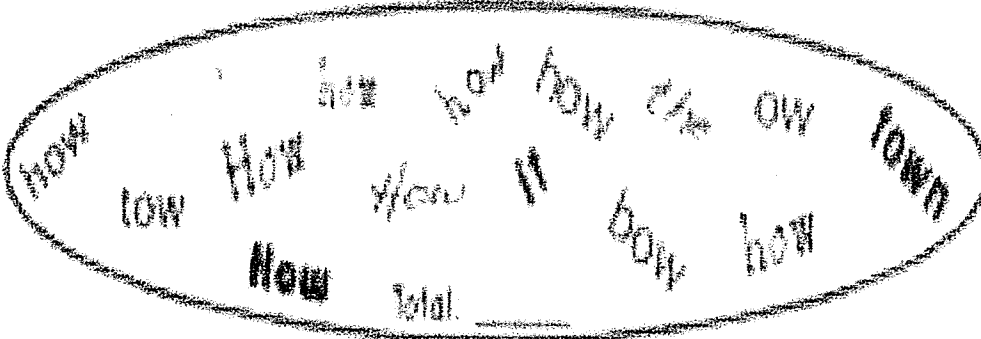
How

how


Write the missing letters to finish the word.



Circle or highlight the correct sight word. Count how many



Cut out the correct sight words from the right side. Glue them below.





Name \_\_\_\_\_



Trace the sentence.

They both wanted a muffin.

Write the sentence.

Handwriting practice lines consisting of a solid top line, a dashed middle line, and a solid bottom line. There are two sets of these lines provided for writing the sentence.

Build the sentence.

A large empty rectangular box intended for building the sentence using the provided word cards.


Draw a picture to match!

A large empty rectangular box intended for drawing a picture that matches the sentence.

28

muffin.	a	wanted	They	both
---------	---	--------	------	------

Name : \_\_\_\_\_



# ALPHABET HANDWRITING PRACTICE

Trace it.

\_\_\_\_\_

Write it.

\_\_\_\_\_

\_\_\_\_\_

Trace and write the words.

fish

flower

Trace and write the sentence.

Fred has a fish.




\_\_\_\_\_

\_\_\_\_\_

Name: \_\_\_\_\_

# Find the Digraph

Circle the pictures that match the digraph



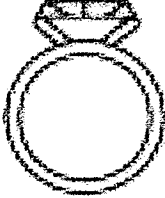






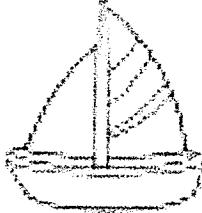




1

Name \_\_\_\_\_

# Spot the Beginning Sounds

b, m, r, s



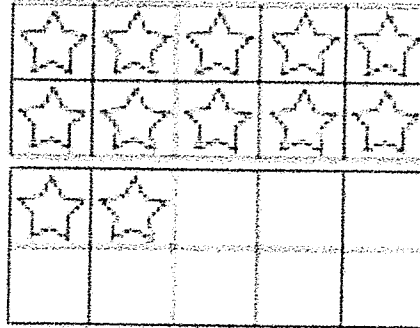
Instructions: Look at the picture and shade the beginning sound.

 b r m s r b b m r	 b r m s r b b m r	 b r m s r b b m r
 b r m s r b b m r	 b r m s r b b m r	 b r m s r b b m r
 b r m s r b b m r	 b r m s r b b m r	 b r m s r b b m r
 b r m s r b b m r	 b r m s r b b m r	 b r m s r b b m r

© Fairy Phonics

Name \_\_\_\_\_


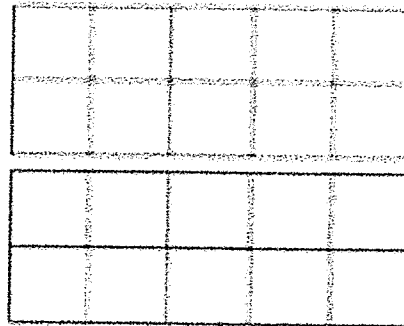
twelve



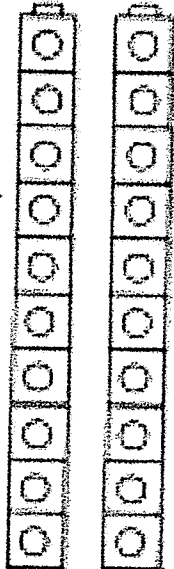
Write the missing numbers.

before	12	after
--------	----	-------

Draw 12 circles in the ten frames.



Color 12 blocks.



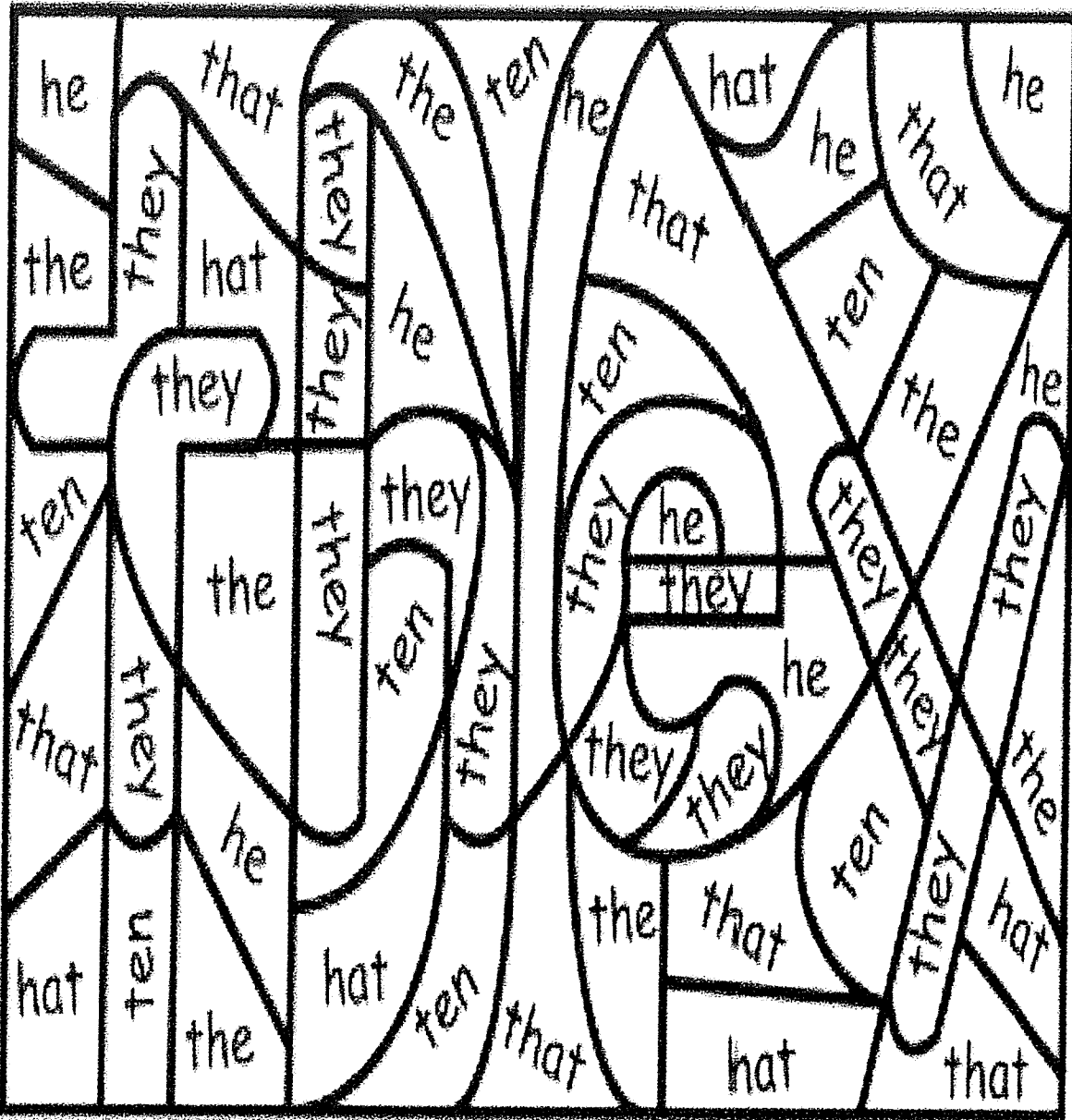
Write the missing numbers.

$$10 + \square = 12$$

$$10 + 2 = \square$$

Color the spaces with the word "they" **BLUE**. Name: \_\_\_\_\_

Optional: Color the spaces with other words any other color.



Name _____		get							
Read									
get	get	get	get						
Trace									
_____									
_____									
Write									
_____									
_____									
Find and circle the word get									
get	but	ate	get	that					
at	get	out	went	get					
To solve the rebus write the first letter of each animal									
<table border="1"><tr><td> </td><td> </td><td> </td></tr><tr><td> </td><td> </td><td> </td></tr></table>									

Name \_\_\_\_\_

Unit: Personal alphabet ch



Yes

Cut out the pictures.  
Paste them in the  
right places.

No

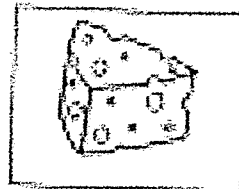

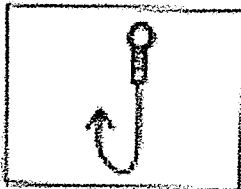




ch

ch

ch

ch







NAME \_\_\_\_\_


A E I O U

### SOMETHING IS MISSING


Write the missing word in each word in the blank spaces below




d o g




c \_ t




c \_ b




f \_ x




p \_ g



p \_ t



b \_ g



f \_ n

1




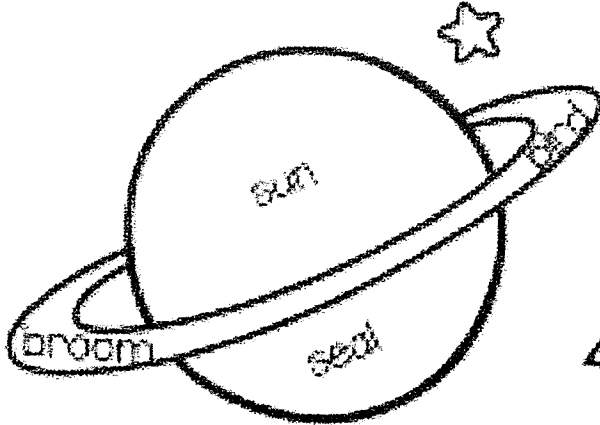
Name \_\_\_\_\_

b, m, r, s

# Color by Beginning Sounds

## KEY



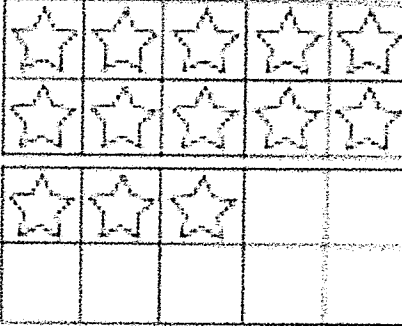
- b - green
- m - blue
- r - yellow
- s - purple



© Paity Pockets

Name \_\_\_\_\_

thirteen

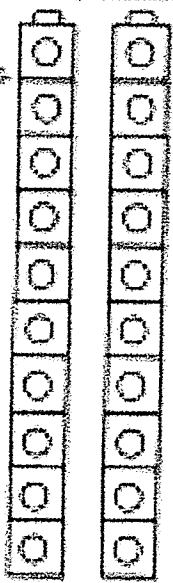



Write the missing numbers.

before	13	after

Draw 3 circles in the ten frames.


Color 3 blocks.




Write the missing numbers.


$$10 + \square = 13$$
$$10 + 3 = \square$$

© 2015 Teaching with a Mountain View

Name \_\_\_\_\_










Color



Trace



Write

Red 	they	they	<hr/> <hr/> <hr/> <hr/>
Orange 	they	they	<hr/> <hr/> <hr/> <hr/>
Yellow 	they	they	<hr/> <hr/> <hr/> <hr/>
Green 	they	they	<hr/> <hr/> <hr/> <hr/>
Blue 	they	they	<hr/> <hr/> <hr/> <hr/>
Purple 	they	they	<hr/> <hr/> <hr/> <hr/>
Black 	they	they	<hr/> <hr/> <hr/> <hr/>

# GET - Sight Word Sheet

# GET


Tracing lines for the word GET. The word is written on a set of three horizontal lines (top, middle dashed, bottom) with vertical lines indicating stroke order.

## Color Circles with All Versions of GET

A collection of ten circles, each containing a different case or variation of the word 'get':

- wet
- Set
- get
- met
- GET
- get
- GET
- Get
- bet
- Jet

Name : \_\_\_\_\_



# ALPHABET HANDWRITING PRACTICE

Trace it.

J J J J J J J J J J

Write it.

\_\_\_\_\_


\_\_\_\_\_

\_\_\_\_\_

Trace and write the words.



Jam



Juice

Trace and write the sentence.

Jam is a juice.


Name: \_\_\_\_\_

Directions: Say the name of each picture  
Use or color the digraph sound

# Dab the Digraph

 ch sh th	 ch sh th	 ch sh th	 ch sh th
 ch sh th	 ch sh th	 ch sh th	 ch sh th
 ch sh th	 ch sh th	 ch sh th	 ch sh th

The First Step (Prep)



NAME \_\_\_\_\_

**MAKE A MATCH**

Trace each word then match the words on the left with the pictures on the right by drawing a line between them.

pan

box

bed

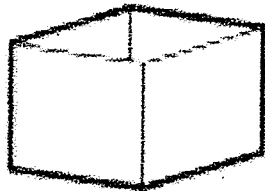
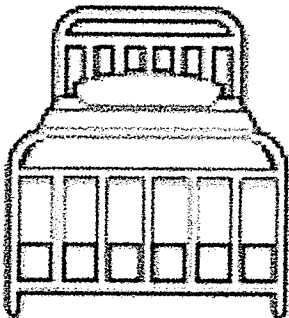

tub

pen

pin

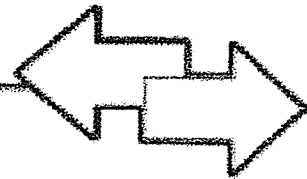
mat

cup







NAME \_\_\_\_\_





### THIS OR THAT


Color the word box that describes each picture below.


	
sit	kit


	
rug	mug


	
log	leg


	
bed	wed

	
cap	map

	
red	rod

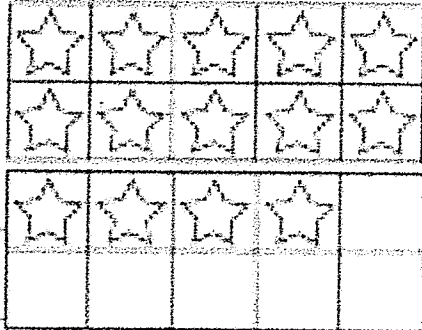
	
fog	dog

	
tag	wag

	
lip	hip

Name \_\_\_\_\_

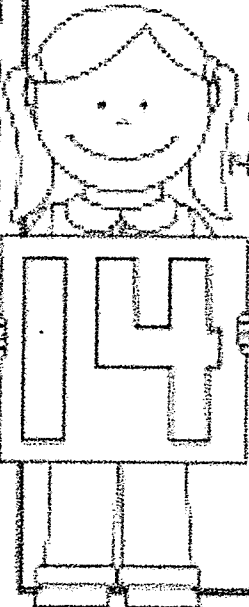
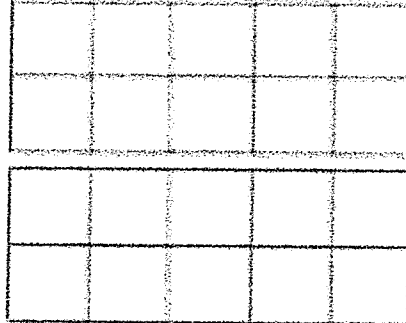
fourteen



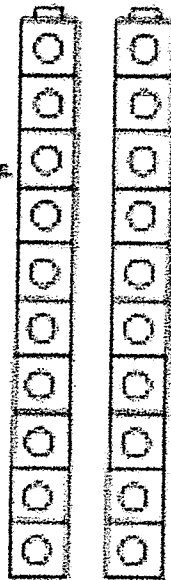
Write the missing numbers.

before	14	after
--------	----	-------

Draw 14 circles in the ten frames.



Color 14 blocks.



Write the missing numbers.

$$10 + \square = 14$$

$$10 + 4 = \square$$