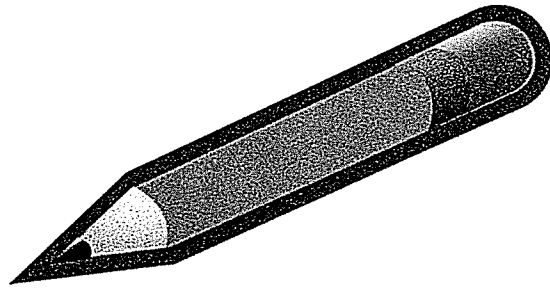


# Kindergarten Work Packet Trimester 2



January 25<sup>th</sup>, 2021 – January 28<sup>th</sup>, 2021

Name: \_\_\_\_\_

## Sight Words

when

here

as


KR1: I can use a graphic organizer to ask and answer questions about the main idea.

Name: _____			Date: _____		
<h1>What I know about Houses/Homes</h1>					
<b>KNOW</b>		<b>WONDER</b>		<b>LEARNED</b>	
I already know...		I wonder...		I learned...	
<small>© 2015 Edmentum - All rights reserved.</small>					

KRF2: I can identify words with the TH sound.


Name: \_\_\_\_\_

# Th WORDS



Th Words      Not Th Words

--	--

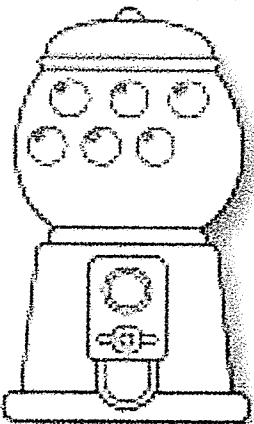
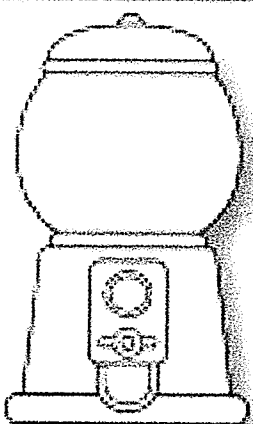

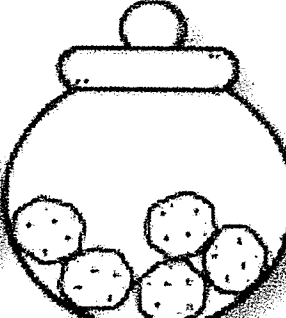




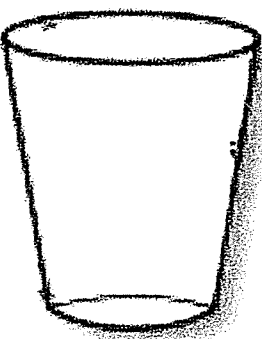

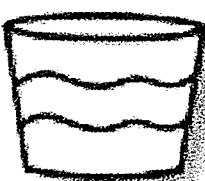



I can compare using the same as with units.  
KMD. 1, 2.

Lesson 3.15 Practice Page 3

Name \_\_\_\_\_

Draw items to make the containers hold the same amounts.













			
			
			







Compare using the same as with units can  
KMD1,2

### Lesson 3.15 Practice Page #2

Name \_\_\_\_\_

Cut out the containers at the bottom of the page. Find the container that matches each one shown, and glue it next to the picture.

					
---	---	---	---	---	---

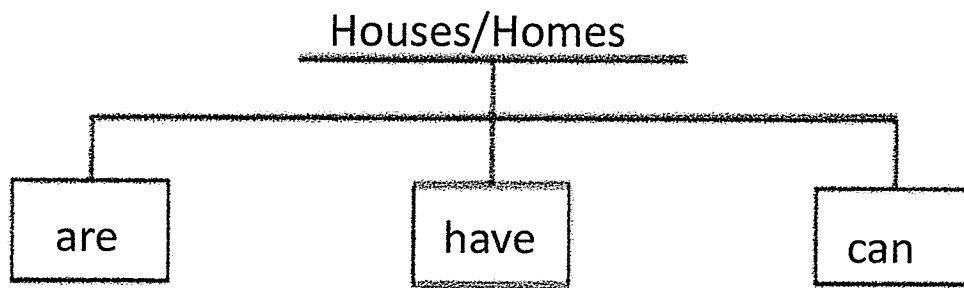
Book: The Perfect Pet

The graphic organizer consists of three ovals. The top oval is connected to two bottom ovals by lines. All ovals are lined for writing.

Date: 1-26-2021


KR8: I can use a graphic organizer to write facts about houses.

Name \_\_\_\_\_







_____	_____	_____
_____	_____	_____
_____	_____	_____
_____	_____	_____





 **TH**  
digraph

Directions: Write the digraph.

 \_\_\_\_\_em       \_\_\_\_\_is

 ma\_\_\_\_\_       \_\_\_\_\_in

 ba\_\_\_\_\_       pa\_\_\_\_\_

Directions: Write each word.

_____	_____	_____
-----	-----	-----
_____	_____	_____
_____	_____	_____
-----	-----	-----
_____	_____	_____

**KRF2. I can identify th words.**













Work With the TH Sound Phonics Worksheet Multiple Choice Worksheet Student - Em - Page 1 of 1

~~EnglishLanguageLearning.com~~

**Words With the TH Sound**

Name: \_\_\_\_\_

Read the pictures. Choose the word that contains the TH sound. Circle the word that has the TH sound. The TH sound is the sound in the, that, both, and other.

 woman lady mother	 spool thread string	 idea think brain
 globe planet earth	 moth bug insect	 molar enamel tooth
 dad father pop	 earthworm worm grub	 clothes hanger wire hanger skirt hanger
 thermometer temperature heat	 dunce cap cone birthday hat	 boys brothers twins


Copyright ©2012 EnglishLanguageLearning.com

I can make informal comparisons about area KCC6.


### Lesson 3.16 Practice Page #1

Name \_\_\_\_\_


Cover each rectangle with squares. Count and write how many.  
Color the rectangle with the most squares red. Color the  
rectangle with the smallest number of squares blue.



How many?



How many?



How many?


Date: 1-26-2021

KW1. I can state my opinion about my favorite part of the story.

Name \_\_\_\_\_

©Kendra Blissett

I can draw and write about my favorite part of the story.



Four sets of horizontal writing lines, each consisting of a solid top line, a dashed middle line, and a solid bottom line, for writing a favorite part of the story.


KR8, KW1 : I can use details from the text to state my opinion about the book.

Name \_\_\_\_\_


# Rate This Book!

Title: Two Homes

What I thought about this book:



I liked it!

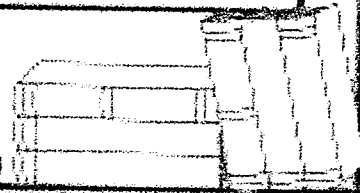


I did not like it!

My reasoning:

A large rectangular box containing several horizontal lines for writing. The lines are arranged in pairs, with a dashed line in the middle of each pair, providing a guide for letter height.

©Kendra Stupp




Date: 1-27-2021

KRF2: I can identify words with the Sh sound.


Name: \_\_\_\_\_


# Sh WORDS







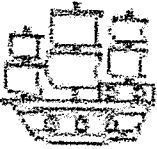

Sh Words      Not Sh Words

--	--



 **SH**  
digraph

Directions: Write the digraph.

 bu _____	 fi _____
 _____ ell	 ra _____
 _____ ip	 _____ ot


Directions: Write each word.

_____	_____	_____
.....	.....	.....
_____	_____	_____
_____	_____	_____
.....	.....	.....
_____	_____	_____

Lesson 3.17 Practice Page #1


Name \_\_\_\_\_

Draw a line from each frog to a lily pad. Are there enough? Circle yes or no.



This section contains five cartoon frogs and five lily pads. The frogs are arranged in a row at the top. Below them are five lily pads of various shapes and sizes. The word "Yes" is written at the bottom left and "No" at the bottom right.

Draw a line from each bug to a leaf. Are there enough? Circle yes or no.








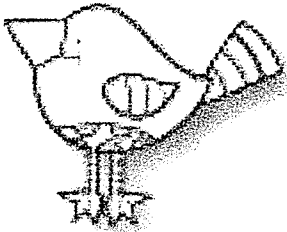



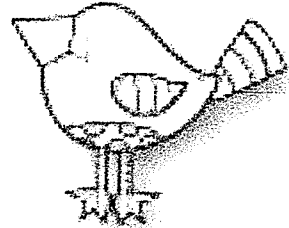
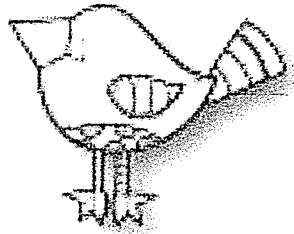
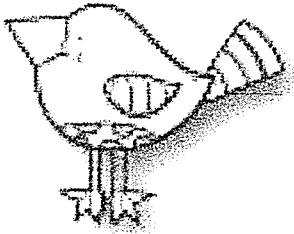
This section contains five cartoon bugs and six leaves. The bugs are arranged in a row at the top: a ladybug, a caterpillar, a grasshopper, a snail, and a dragonfly. Below them are six leaves of various shapes and sizes. The word "Yes" is written at the bottom left and "No" at the bottom right.



# Lesson 3.17 Practice Page #2

Name \_\_\_\_\_

Cut out the eggs below and glue one under each bird. Did you have enough eggs?



KW1: I can state my opinion about unicorns.


# Do You Want to Own A UNICORN?

Do you want to own a unicorn? What is your opinion? Decide your opinion and write three reasons that support your opinion in the rectangles below.

 **YES**  
I want to  
own a  
UNICORN!

**NO**   
I don't want  
to own a  
UNICORN!

 REASON #1:

 REASON #2:

 REASON #3:


KW1: I can state my opinion about unicorns.

Do You Want to Own A UNICORN?

© 2017 by Mrs. Ashly

Date: 1-27-2021


KW1: I can state my opinion about unicorns.




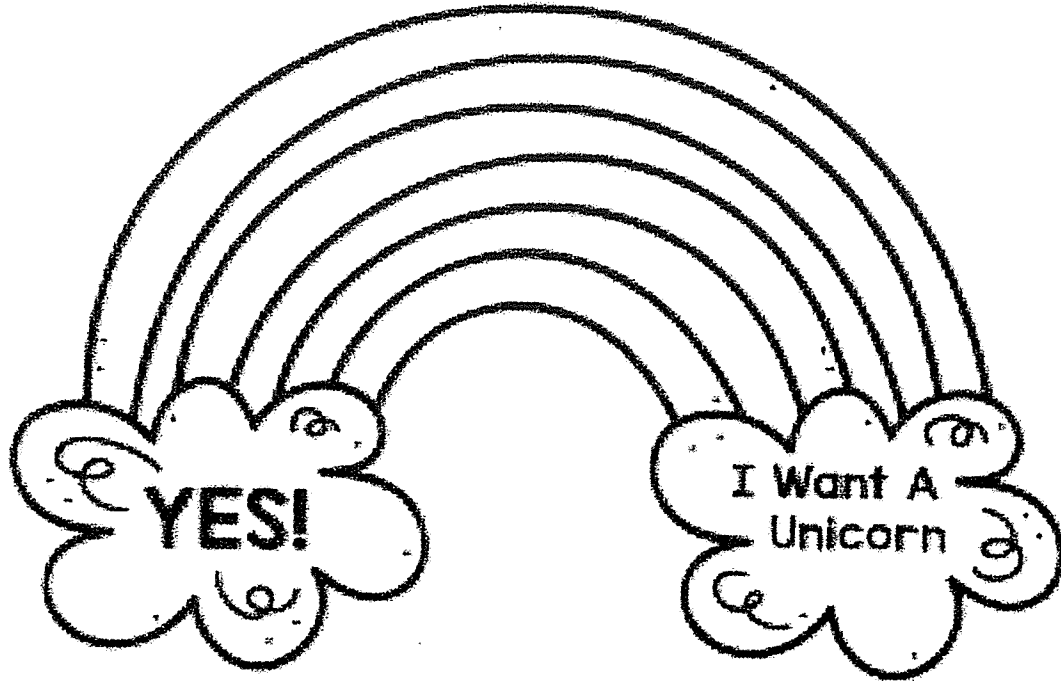
© Inspire Me ASAP

Date: 1-27-2021

KW1: I can state my opinion about unicorns.



KW1: I can state my opinion about unicorns.



KR9: I can make a text-to-self connection.

# My home is special


Name:

My home is special  
because

KRF2. I can identify and write Sh words.

Say it. Write in the sh. Read it.

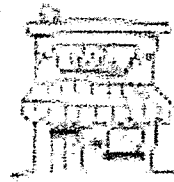
[www.funfonix.com](http://www.funfonix.com)




fish



ship



shop



fish



fish



fish



fish



fish



fish



fish



fish



fish















KRF2. I can identify Sh words.

Words With the SH Sound






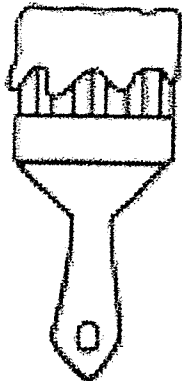

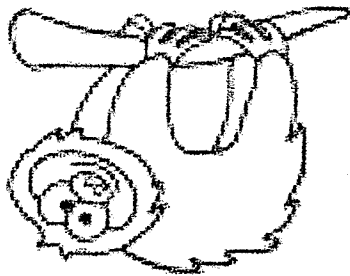
Points: \_\_\_\_\_

Look picture and three words that describe it. Circle the word that has the SH sound. The SH sound is the sound in shoe, ship and fish.

 <p>oach mollusk shell</p>	 <p>boy shadow reflection</p>	 <p>scary shark swim</p>
 <p>protector design shield</p>	 <p>boat ship sailing</p>	 <p>shamrock plant leaves</p>
 <p>top blouse shirt</p>	 <p>shorts pants capris</p>	 <p>shoes footwear laces</p>
 <p>yell scream shout</p>	 <p>paint brush bristles</p>	 <p>fish carp trout</p>

Name: \_\_\_\_\_

# COLOR by Digraph




KCC6: I can compare using more than and the same as.

### Lesson 3.18 Practica Page #1

Name \_\_\_\_\_


Use a crayon to color a backpack and a notebook the same color. Continue coloring backpacks and notebooks using a different color for each match. Stop coloring if you run out of matches.



Which is more? Circle the answer.



Use a crayon to color a caterpillar and a butterfly the same color. Continue coloring caterpillars and butterflies using a different color for each match. Stop coloring if you run out of matches.



Which is more? Circle the answer.




KCC6: I can compare using more than and the same as.

Lesson 3.18 Practice Page #2

Name \_\_\_\_\_

Draw more pencils than paper.




Write the number of



Write the number of



Draw the same number of apples as there are trees.



How many  did you draw?

KW1: I can state my opinion about the weather.

Name:


Date:

Today is:

- Monday
- Tuesday
- Wednesday
- Thursday
- Friday
- Saturday
- Sunday


# OPINION WRITING

Which do you like better?



rain

or



snow

I like

Handwriting practice lines consisting of solid top and bottom lines with a dashed middle line for letter height.



I used capital letters.



I used spaces.



I used punctuation.