



Barnard College	Columbia University	New York University
Ms. Park	Ms. Hildebrand	Ms. Severino

ELAPacket

Monday
January 25, 2021

Name:






Megalodon tooth



Spider trapped in amber




Nautilus shell



Maiasaura eggs



Brontosaurus skeleton



desert

hills


mountain



beach

tropical island

paper and pencil



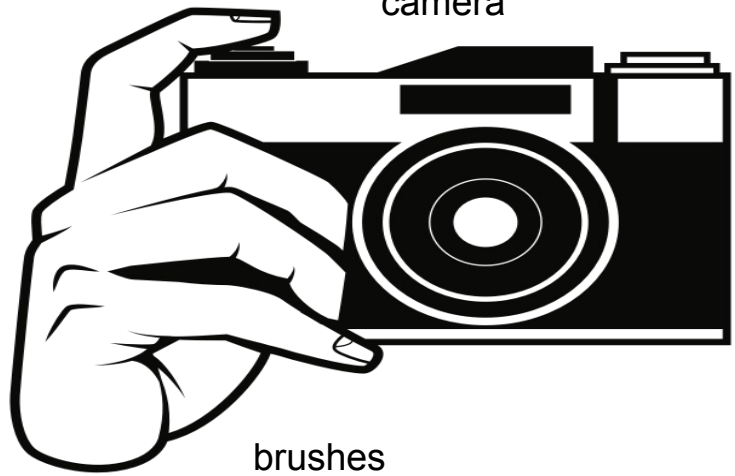
shovel



hammer and chisel



camera



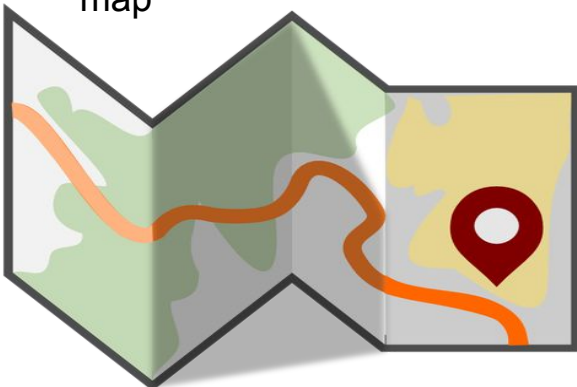
brushes




pickax






map



tape measure



Actions	Thoughts	Feelings
		
<p>Dig Hammer Chip Excavate Think See Find Pick Chisel Present Discover Study Observe</p>	<p>“I wonder ...” “I know ...” “I didn’t know ...” “I hope ...” “I’m surprised that ...”</p>	<p>Surprised Disappointed Frustrated Happy Excited Tired Exhausted</p>

Time Transition Words

help move the story forward and show the sequence of events

beginning

- First
- Once
- One time
- To begin
- To start
- Initially
- In the beginning
- It started when
- First of all
- Once upon a time
- One morning
- One day
- One night

middle

- Then
- Next
- Later
- Second
- Also
- Soon
- After that
- Suddenly
- Before long
- Later that day/night
- In the meantime
- Meanwhile
- Unfortunately
- As soon as

ending

- Finally
- Last
- At last
- In the end
- At the end of the
- Eventually
- In conclusion
- To sum it up
- Last, but not least,
- As a result

Narrative Planner: My First Fossil Find

Beginning. Establish a Situation:

Setting:

Tools:

Middle. Describe when you found the fossil:

What actions did you take to discover the fossil?

What did the fossil look like?

Middle. Explain how you responded when you found the fossil:


How did you feel?

What did you think?

End. Provide a sense of closure:

What happened after you found the fossil?

Revising and Editing Checklist

Revising	Editing
<ul style="list-style-type: none"><input type="checkbox"/> I included actions I took to find the fossil and what the fossil looked like.<input type="checkbox"/> I included details to show what I thought and how I felt when I discovered the fossil.<input type="checkbox"/> I included actions I took after I found the fossil.<input type="checkbox"/> I included temporal words that show the order of events (then, suddenly).	<ul style="list-style-type: none"><input type="checkbox"/> I used irregular past-tense verbs correctly (saw, ran).<input type="checkbox"/> My sentences start with a capital letter. <p style="margin-left: 40px;">I see a cat.</p><input type="checkbox"/> My sentences end with the correct punctuation.<input type="checkbox"/> The words from the Interactive High-Frequency Word Wall are spelled correctly.

Partner Suggestion #1:


Teacher Suggestion #1:

Fossil Huntress

My First Fossil Find



Handwriting practice lines consisting of ten horizontal black lines spaced evenly down the page.



Handwriting practice lines consisting of ten horizontal black lines spaced evenly down the page.