




Name _____

3rd Grade Modified ELA Remote Learning Packet

Week 22



Dear Educator,

My signature is proof that I have reviewed my scholar's work and supported him to the best of my ability to complete all assignments.

(Parent Signature)


(Date)

Parents please note that all academic packets are also available on our website at www.brighterchoice.org under the heading "Remote Learning." All academic packet assignments are mandatory and must be completed by all scholars.



Day # 1

February Break



Name: _____
BCCS-B

Week 22 Day 1 Date: _____
Harvard Yale Princeton



Winter



R	L	S	E	N	Y	B	F	Q	S	A	H
X	E	R	K	C	M	O	P	D	N	J	I
S	C	T	V	A	O	S	K	I	O	G	T
W	E	D	N	K	T	A	H	Z	W	L	O
O	C	C	X	I	F	I	T	P	M	A	Z
L	O	J	I	R	W	T	N	Y	A	B	S
E	L	W	E	P	I	L	S	G	N	T	S
B	D	E	V	C	F	M	R	E	O	L	E
N	Z	S	E	T	A	K	S	O	E	G	T
E	T	U	D	K	P	S	B	D	Y	N	I
R	S	N	O	W	B	A	L	L	C	U	H
F	I	L	S	A	R	U	N	Y	I	B	W



- | | |
|--------|------------|
| BELOW | SKATING |
| BOOTS | <u>SKI</u> |
| COAT | SLED |
| COLD | SLIP |
| FREEZE | SNOWBALL |
| ICE | SNOWMAN |
| ICY | WHITE |
| SKATES | WINTER |



Tree Valley Academy

Name: _____

Week 22 Day 1 Date: _____

BCCS-B

Harvard

Yale

Princeton

Winter Fun...




1. Write about your favorite winter activity.
2. Explain why you love it so much.
3. Draw a picture of it.
4. Have a friend edit your work.

My favorite winter activity is _____



Day # 2

February Break




NAME: _____

Read the story. Answer the questions below.

All About Penguins

Penguins are interesting birds. They are flightless, which means they cannot fly. They spend half of their time on land and half of their time in water. They can also swim 20 mph! Those are reasons why penguins are interesting birds.



1. What is the main idea of the passage?
The main idea of the paragraph is _____

2. What was one supporting detail in the story?
One supporting detail is _____

3. What were other supporting details? Choose all that apply.

- Penguins cannot fly.
- Penguins like to swim.
- Penguins can swim 20 mph.

Name: _____
BCCS-B

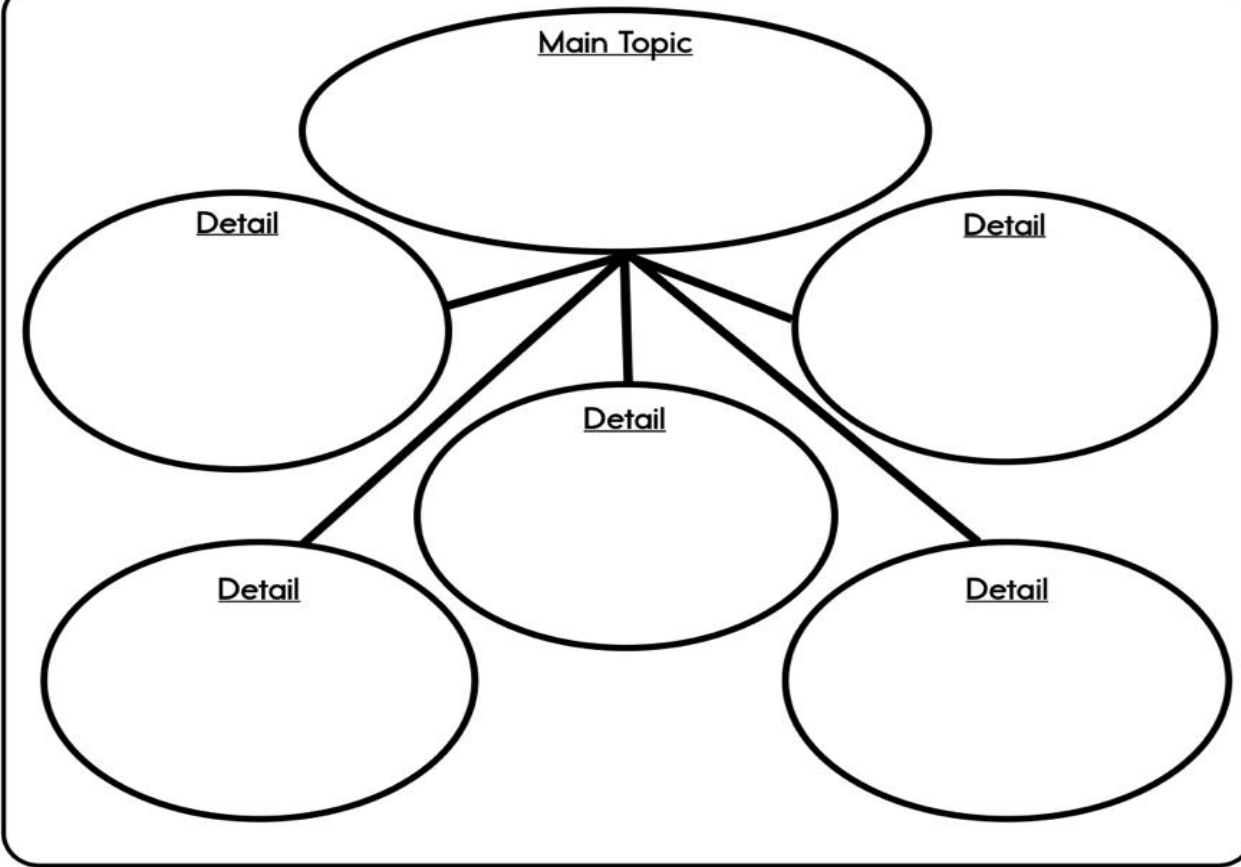
Week 22 Day 2 Date: _____
Harvard Yale Princeton

Details About Winter

Directions: Read, or listen to your teacher read, the passage about winter below. What is the main topic of the text? What details are in the text to support the main topic?

Winter


Winter is the season when you can have the most fun. In most parts of the world, the weather is cold enough for it to snow. When it snows, I like to go sledding down the big hill on our street. My friends and I throw snowballs and build snow forts. Sometimes, I like to ice skate on the pond at the park.





Day # 3

February Break



Name: _____
BCCS-B

Week 22 Day 3 Date: _____
Harvard Yale Princeton

Context Clues Worksheet (Part 1)

Context Clues are words in the sentence that help you figure out the meaning of a difficult word that you do not know.

Directions: For each underlined word, use the context clues or words that surround it to find the meaning.

*Example A: The river was dry so we could not get any water.
Answer: dry- a lack of water*

1. I had to set my alarm before the first day of school.

2. I was excited to go to the theme park because I had never been there before.

3. My mom had to fix the leak before all the water came out.

4. We were stranded on the island because the boat left us.

5. We had our last meal because there was no more food left.

6. My dad came home from the office after work.

7. We had to raise money to give to the charity.

Name: _____
BCCS-B

Week 22 Day 3 Date: _____
Harvard Yale Princeton

Name: _____

Word Discovery

- Each sentence below has an underlined word. Circle the letter of the word below the sentence that means the same thing. Use other words in the sentence to help find the right word.

1. The cruel girl stole her sister's cookie.

A. slow

B. garden

C. mean

2. The fish swam in the large stream.

A. car

B. river

C. fan

3. The wealthy woman gave money to the poor children.

A. rich

B. purple

C. hungry

4. The mouse ribbled on the cheese.

A. sat

B. slept

C. ate

5. We looked at the atlas to find India.

A. map

B. pencil

C. clouds

6. Her mother's ancestors came from France many years ago.

A. cartoon


B. family

C. lunch



Day # 4

February Break



Missing words

Use the word bank to fill in the missing words.
Think about context clues.

colorful
forgetful
beautiful

joyful
peaceful
thoughtful

painful
successful

truthful
thankful

1. My sister is so happy, or _____ that she smiles all day long!
2. I got a _____ shot at the doctor's that hurt all night.
3. I love to wear _____ clothes, so my closet looks like a rainbow.
4. My mom never remembers my lunch because she is so _____.
5. The park was so calm and _____ that I wanted to stay there and rest quietly.
6. It's a good idea to be _____ and honest so people will trust you.
7. I try to really think about gifts I give; I want them to be _____.
8. You should appreciate things in your life and be _____.
9. I always try to do my best so I can be _____.
10. The _____ painting was so pretty to look at.

name: _____
BCCS-B

Week 22 Day 4 Date: _____
Harvard Yale Princeton



Character Traits

DIRECTIONS: Find and circle the character traits in the grid. Look for them in all directions including backwards and diagonally.

K	S	O	D	D	Y	Z	M	L	Q	S	S	G	E	N	T	L	E	
S	U	O	E	T	R	U	O	C	U	I	U	A	Y	B	P	Z	X	
L	J	I	L	H	L	I	D	Q	L	L	Q	O	O	D	L	S	F	H
K	W	X	A	N	U	N	X	D	L	F	Q	R	A	I	T	E	H	Z
K	S	N	N	B	F	E	G	Y	T	M	K	E	L	X	R	E	Z	Y
A	U	M	N	H	T	O	N	A	R	Z	P	N	U	L	U	X	K	
R	M	Y	O	M	H	D	I	C	D	P	J	E	F	S	S	Y	C	Y
X	Z	B	Y	F	G	Y	T	O	X	A	T	G	T	G	T	S	Y	L
S	E	R	I	O	U	S	I	H	A	P	P	Y	C	S	W	I	L	D
D	W	A	N	N	O	C	C	B	Q	N	E	I	E	D	O	O	N	N
F	E	V	G	S	H	F	X	G	D	R	I	N	P	A	R	N	V	E
T	B	E	Y	R	T	X	E	C	G	T	O	C	S	N	T	K	E	I
K	R	Y	L	M	K	W	L	T	A	H	H	A	E	G	H	C	M	R
Y	O	A	S	N	E	A	K	Y	K	L	W	N	R	E	Y	Y	Y	F
V	Z	J	M	O	R	A	J	Y	S	O	M	L	Y	R	S	N	T	R
Y	Z	R	C	S	V	M	N	T	M	Y	Z	S	F	O	N	T	T	N
G	H	S	I	F	L	E	S	J	D	W	S	P	H	U	Z	T	I	L
A	R	T	I	S	T	I	C	C	L	O	O	C	F	S	B	R	W	Z
U	O	K	Z	Z	T	E	D	I	B	C	H	E	E	R	F	U	L	B

- ANNOYING
- ARTISTIC
- BOSSY
- BRAVE
- CALM
- CHEERFUL
- COURTEOUS
- CURIOUS
- DANGEROUS
- EXCITING
- FRIENDLY
- FUNNY
- GENEROUS
- GENTLE
- HAPPY
- HONEST
- LAZY
- MEAN
- NICE
- NOISY

- RESPECTFUL
- SAD
- SELFISH
- SERIOUS
- SHY
- SILLY


- SMART
- SNEAKY
- THOUGHTFUL
- TRUSTWORTHY
- WILD
- WITTY

© 2017 good and beautiful.com



Day # 5

February Break



Name: _____
BCCS-B

Week 22 Day 5 Date: _____
Harvard Yale Princeton

Text Features Quiz

Directions Cut apart the bottom portion of this sheet and match the text feature to the definition below

	Set of pages in the back of the book that tells where to find specific facts & topics
	Name of the book or selection
	A picture/photograph that focuses on the topic
	Words below or beside an image that explains what is happening in the image
	A list of vocabulary words in ABC order in the back of the book
	A list at the beginning of the book that tell you the chapters and page numbers
	A mini-title within the selection that labels a specific section of the text
	Print that is made thicker than the rest of the text because of it being important


Caption	Bold Print	Glossary	Title
Table of Contents	Index	Heading	Image



Name _____

3rd Grade Modified ELA Remote Learning Packet

Week 24



Dear Educator,

My signature is proof that I have reviewed my scholar's work and supported him to the best of my ability to complete all assignments.


(Parent Signature)

(Date)

Parents please note that all academic packets are also available on our website at www.brighterchoice.org under the heading "Remote Learning." All academic packet assignments are mandatory and must be completed by all scholars.



Day # 1



Name: _____
BCCS-B

Week 24 Day 1 Date: _____
Harvard Yale Princeton

ELA Packet

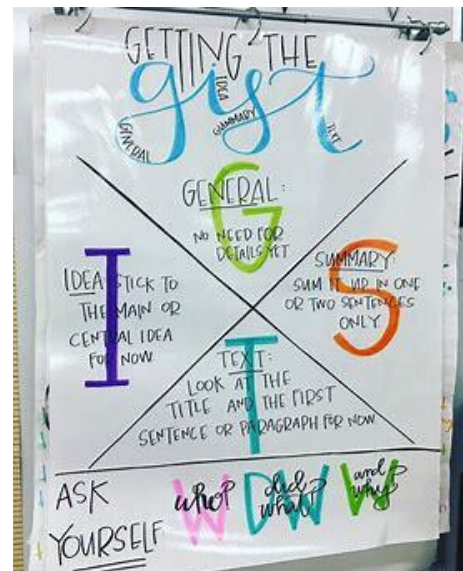
Our Learning for today:

L, E, A, R, N, I, N, G

LEQ: How can I determine the gist of a section of text in a nonfiction story?

Objective: I can identify and explain the gist of a section of text by completing a close read of the text.

Our Too lkit for the day



Vocabulary Guided Notes

Main idea: What the entire _____ is mostly about

Gist: What a _____ of the text is mostly discussing

Explicit Instruction

How do you get "The Gist" of a nonfiction passage?

- First,** Look closely at the heading on the page.
- Next,** Read the passage.
- Then,** Reread the first few sentences.
- After,** Reread the last few sentences.
- Then,** Think, "What is this part mostly about?"
- Finally,** Think, "What is the writer trying to teach me?"

Name: _____
BCCS-B

Week 24 Day 1 Date: _____
Harvard Yale Princeton

The Story of Water on Earth pg. 4

1. What is the heading?

The heading of the story is _____

2. Read the passage

3. What is the **FIRST** sentence?

The first sentence on page 4 is _____

4. What is the **LAST** sentence?

The last sentence on page 4 is _____

5. What is this part of the text mostly about?

The text is mostly about _____

6. What is the writer trying to teach us?

The writer is trying to teach us that _____

7. What is the gist?

The gist of the story is _____

Name: _____
BCCS-B

Week 24 Day 1 Date: _____
Harvard Yale Princeton



The Story of Water on Earth pg. 7

1. What is the heading?

The heading on page 7 is _____

2. Read the passage

3. What is the **FIRST** sentence?

The first sentence is _____

4. What is the **LAST** sentence?

The last sentence is _____

5. What is this part of the text mostly about?

This part of the text is mostly about _____

6. What is the writer trying to teach us?

The writer is trying to teach us _____

7. What is the gist?

The gist of the story is _____

Name: _____

Week 24 Day 1 Date: _____

BCCS-B

Harvard

Yale

Princeton

Application Activity

The Story of Water on Earth pg. 7

1. What is the heading?

The heading is _____

2. Read the passage

3. What is the **FIRST** sentence?

The first sentence on page 7 is _____

4. What is the **LAST** sentence?

The last sentence is _____

5. What is this part of the text mostly about?

This part of the story is mostly about _____

6. What is the writer trying to teach us?

The writer is trying to teach us

7. What is the gist?

The gist of the story is

Name: _____
BCCS-B

Week 24 Day 1 Date: _____
Harvard Yale Princeton

Exit Ticket

Determine where you can find the main idea of this short passage.

The Brewer family has a large house. There are four children in the family. There are two grandparents that live their too. Many people live in that big house.

Where can you find the main idea of this passage?

- A. The middle of the passage
- B. The first sentence
- C. The last sentence.

What is the main idea of this passage?

The main idea of this passage was _____

Name: _____
BCCS-B

Week 24 Day 1 Date: _____
Harvard Yale Princeton

ELA Homework

Our Toolkit for the day



Determining the Gist

How do you get "The Gist" of a nonfiction passage?

- First, Look closely at the heading on the page.
- Next, Read the passage.
- Then, Reread the first few sentences.
- After, Reread the last few sentences.
- Then, Think, "What is this part mostly about?"
- Finally, Think, "What is the writer trying to teach me?"

Dear Ms. Maisenbacher, My signature is proof that I have reviewed my scholar's ELA homework

Parent Signature ☺

Name: _____
BCCS-B

Week 24 Day 1 Date: _____
Harvard Yale Princeton

Your Turn



Topic, Main Idea, Details Name: _____ Date: _____

The Amish Way of Life

The Amish are a group of people living in America. They live very simply. The Amish speak their own language. Over 165,000 Amish live in the United States. 1,500 Amish live in Canada. The Amish population is growing. 80% of Amish people live in Pennsylvania.

The Amish have strict rules. The church makes rules. Electricity, phones, and cars are not allowed. People use horses and buggies. Women wear long dresses with aprons. Men wear pants, shirts, and suspenders. They wear plain colors. People who do not follow rules are shunned. Being shunned means they are rejected by their community. They need to make up for their wrongdoings. Amish who do not make up for their wrongdoings are excommunicated. Excommunicated members are thrown out of their community.

The Amish community has their own schools. Many of these schools are one-room schoolhouses. A teacher teaches all ages in one classroom. Unmarried Amish women teach Amish schools. There are about 30 children in a class. Children learn English, reading, writing, math, and history. Children go to school until 8th grade. After, they help their family with household duties.



©John Bishop

Name: _____
BCCS-B

Week 24 Day 1 Date: _____
Harvard Yale Princeton

Your Turn

Directions: Read the passage and answer the questions that follow.

Amish women take care of their family. They also take care of the church and community. Amish women cook. They make and wash clothes. They help neighbors. Amish women follow their husbands. Amish men are often farmers. They grow crops and raise livestock. Amish use horses on their farms.

The Amish way of life is different from modern Americans. Despite this, the Amish thrive. They have a strong community. They take care of each other.



An Amish family on a buggy



An Amish woman

© John B. Baker

Name: _____
BCCS-B

Week 24 Day 1 Date: _____
Harvard Yale Princeton


Your Turn

Topic, Main Idea, Details

Answer the following questions. Underline the text evidence in the color indicated.

1. What is the topic of this text?

- a. Amish people
- b. Where Amish live
- c. Amish schools
- d. Amish rules




2. Which sentence best tells the main idea of this text?

- a. The Amish have very strict rules.
- b. The Amish have very simple lives.
- c. The Amish focus their lives around their family and community.
- d. The Amish people have a different way of life from modern Americans.




3. What details helped you determine the main idea?

The details that helped me determine the main idea were



4. What is the main idea of paragraph 2?

The main idea of paragraph 2 is



5. Which detail could the author add to paragraph 4 to support the main idea? (Choose all that apply).

- a. Some Amish men are carpenters.
- b. Amish children often walk to school.
- c. Amish women are responsible for caring for children.
- d. Amish people gather in their homes to practice their religion.



6. What is the main idea of paragraph 4?


- a. Amish men and women have different roles.
- b. The Amish community has their own schools.
- c. Amish women are responsible for their family.
- d. The Amish way of life is different than people who live in modern America.



© 2011 Tally



Day # 2



Name: _____
BCCS-B

Week 24 Day 2 Date: _____
Harvard Yale Princeton

ELA Packet

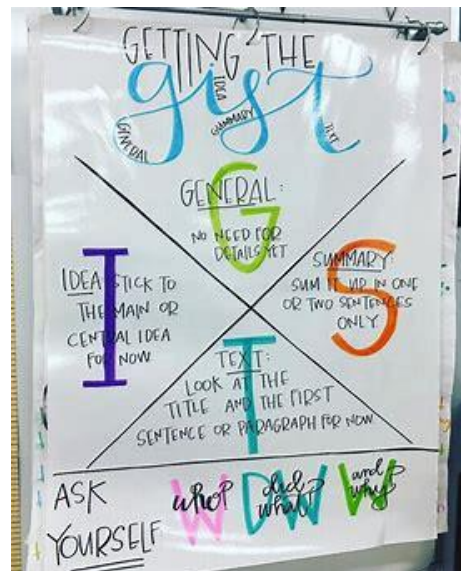
Our Learning for today:

L, E, A, R, N, I, N, G

LEQ: How can I determine the gist of a section of text in a nonfiction story?

Objective: I can identify and explain the gist of a section of text by completing a close read of the text.

Our Too lkit for the day



Vocabulary Guided Notes

Main idea: What the entire _____ is mostly about

Gist: What a _____ of the text is mostly discussing

Explicit Instruction

How do you get "The Gist" of a nonfiction passage?

- First, Look closely at the heading on the page.
- Next, Read the passage.
- Then, Reread the first few sentences.
- After, Reread the last few sentences.
- Then, Think, "What is this part mostly about?"
- Finally, Think, "What is the writer trying to teach me?"

Name: _____
BCCS-B

Week 24 Day 2 Date: _____
Harvard Yale Princeton

The Story of Water on Earth pg. 11

What is the heading?

The heading on page 11 is _____

1. Read the passage
2. What is the **FIRST** sentence?

The first sentence on page 11 is _____

3. What is the **LAST** sentence?

The last sentence on page 11 is _____

4. What is this part of the text mostly about?

This part of the text is mostly about _____

5. What is the writer trying to teach us?

The writer is trying to teach us _____

6. What is the gist?

The gist of this text is _____

Name: _____
BCCS-B

Week 24 Day 2 Date: _____
Harvard Yale Princeton



The Story of Water on Earth pg. 12

1. What is the heading?

The heading on page 12 says _____

2. Read the passage

3. What is the **FIRST** sentence?

The first sentence on page 12 _____

4. What is the **LAST** sentence?

The last sentence on page 12 _____

5. What is this part of the text mostly about?

This part of the text is mostly about _____

6. What is the writer trying to teach us?

The writer is trying to teach us that _____

7. What is the gist?

The gist of the text is _____

Name: _____
BCCS-B

Week 24 Day 2 Date: _____
Harvard Yale Princeton

Application Activity

The Story of Water on Earth pg. 15

1. What is the heading?

The heading on page 15 says _____

2. Read the passage

3. What is the **FIRST** sentence?

The first sentence on page 15 says _____

4. What is the **LAST** sentence?

The last sentence on page 15 says _____

5. What is this part of the text mostly about?

The text is mostly about _____

6. What is the writer trying to teach us?

~~The writer of this text is trying to teach us~~ _____

7. What is the gist?

~~The gist of this text is~~ _____

Name: _____
BCCS-B

Week 24 Day 1 Date: _____
Harvard Yale Princeton

Exit Ticket

Determine where you can find the main idea of this short passage.

Drake’s mom just bought a new carpet for his room. Now he has to take off his shoes anytime he is in there. He can’t eat or drink in his room anymore either. Drake is also not allowed to have his friends come into the room with shoes on their feet.

Where can you find the main idea of this passage?

- A. The middle of the passage
- B. The first sentence
- C. The last sentence.

What is the main idea of this passage?

The main idea of this passage is _____

Name: _____
BCCS-B

Week 24 Day 2 Date: _____
Harvard Yale Princeton

ELA Homework

Our Toolkit for the day



Determining the Gist

How do you get "The Gist" of a nonfiction passage?

- First** Look closely at the heading on the page.
- Next** Read the passage.
- Then** Reread the first few sentences.
- After** Reread the last few sentences.
- Then** Think, "What is this part mostly about?"
- Finally** Think, "What is the writer trying to teach me?"

Dear Ms. Maisenbacher, My signature is proof that I have reviewed my scholar's ELA homework

Parent Signature ☺

Name: _____
BCCS-B

Week 24 Day 2 Date: _____
Harvard Yale Princeton

Your Turn

Directions: Determine read the passage and answer the questions that follow.


480L Topic, Main Idea, Details Name: _____ Date: _____

Mercury


Mercury is the closest planet to the sun. Mercury is named after a Roman god. A year on Mercury lasts 88 earth days. Mercury completes a rotation once every two years. Therefore, Mercury has only one day in two earth years! A day on Mercury is twice as long as a year on Earth!

Mercury is the smallest planet in our solar system. Mercury is rocky. The rocks make this planet gray. Mercury has craters. Craters make it look like the moon. The craters are caused by comets and asteroids. Mercury has no rings or moons. The temperature on Mercury varies. It can be as cold as -280 degrees Fahrenheit at night. It can be as warm as 800 degrees Fahrenheit during the day. There is no atmosphere. This means that there is no weather on Mercury.

Two spacecraft have visited Mercury. In 1970, Mariner 10 flew by Mercury. Mariner 10 took pictures. These pictures helped us understand Mercury's surface, atmosphere, and temperature. In 2004, Messenger flew around Mercury more than 4,000 times. It mapped the planet. This spacecraft also discovered ice on Mercury. Messenger ran out of fuel. It crashed into the planet.



View of Mercury from Mariner 10



Mariner 10 launch

We still have a lot to learn about Mercury. You can see Mercury from earth at times. The best times to look are morning or evening.


© John B. ...

Name: _____
BCCS-B


Week 24 Day 2 Date: _____
Harvard Yale Princeton

Your Turn

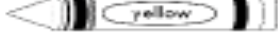
Topic, Main Idea, Details
Answer the following questions. Underline the text evidence in the color indicated.


1. What is the topic of this text? 

- a. Space
- b. Mercury
- c. Planets in our solar system
- d. Mercury and Earth


2. Which sentence best tells the main idea of this text? 


- a. Mercury is closest to the sun.
- b. Two spacecraft visited Mercury.
- c. There is a lot to learn about Mercury.
- d. Planets are interesting to learn about.

3. What details helped you determine the main idea? 

4. What is the main idea of paragraph 2? 

- a. What Mercury looks like and its climate.
- b. Mercury looks similar to the moon.
- c. Mercury's temperature can be very cold or very hot.
- d. Mariner 10 took photographs of Mercury.

5. What is the main idea of paragraph 3? 


6. How did Messenger help us learn about Mercury? (Choose all that apply) 

- a. Messenger mapped the entire planet.
- b. Messenger discovered ice on Mercury.
- c. Messenger helped us learn about Mercury's temperature.
- d. Messenger orbited around Mercury more than 4,000 times.

Copyright © 2014 by Pearson Education, Inc. All rights reserved.



Day # 3



Name: _____
BCCS-B

Week 24 Day 2 Date: _____
Harvard Yale Princeton

ELA Packet

L, E, A, R, N, I, N, G

Our Learning for today:

LEQ: How can I determine the gist of a section of text in a nonfiction story?

Objective: I can identify and explain the gist of a section of text by completing a close read of the text.

Our Tool kit for the day



Explicit Instruction

How do you get "The Gist" of a nonfiction passage?

- First, Look closely at the heading on the page.
- Next, Read the passage.
- Then, Reread the first few sentences.
- After, Reread the last few sentences.
- Then, Think, "What is this part mostly about?"
- Finally, Think, "What is the writer trying to teach me?"

Name: _____
BCCS-B

Week 24 Day 3 Date: _____
Harvard Yale Princeton

The Story of Water on Earth pg. 16

1. What is the heading?

The heading on page 16 is _____

2. Read the passage

3. What is the **FIRST** sentence?

The first sentence on page 16 says _____

4. What is the **LAST** sentence?

The last sentence on page 15 is

5. What is this part of the text mostly about?

This part of the text is mostly about

6. What is the writer trying to teach us?

~~The writer is trying to teach us about~~ _____

7. What is the gist?

~~The gist of this text is~~ _____

Name: _____
BCCS-B

Week 24 Day 3 Date: _____
Harvard Yale Princeton



The Story of Water on Earth pg. 19

1. What is the heading?

The heading on page 90 says _____

2. Read the passage

3. What is the **FIRST** sentence?

The first sentence on page 19 is _____

4. What is the **LAST** sentence?

The last sentence on page 19 is _____

5. What is this part of the text mostly about?

This part of the text is about _____

6. What is the writer trying to teach us?

The writer of this text is trying to teach is _____

7. What is the gist?

The gist of the text is _____

Name: _____

Week 24 Day 3 Date: _____

BCCS-B

Harvard

Yale

Princeton

Application Activity

The Story of Water on Earth pg. 20

1. What is the heading?

The heading on page 20 says _____

2. Read the passage

3. What is the **FIRST** sentence?

The first sentence on page 20 is _____

4. What is the **LAST** sentence?

The last sentence on page 20 says _____

5. What is this part of the text mostly about?

This text is mostly about _____

6. What is the writer trying to teach us?

The writer is trying to teach us that _____

7. What is the gist?

The gist of this text is _____

Name: _____
BCCS-B

Week 24 Day 3 Date: _____
Harvard Yale Princeton

Exit Ticket

Determine where you can find the main idea of this short passage.

Jimmy loves to go camping. The last time he went, it rained the entire time. The bugs were really bad and he had a hard time starting a fire. Jimmy's last camping trip was ruined.

Where can you find the main idea of this passage?

- A. The middle of the passage
- B. The first sentence
- C. The last sentence.

What is the main idea of this passage?

The main idea of this passage is _____

Name: _____
BCCS-B

Week 24 Day 3 Date: _____
Harvard Yale Princeton

ELA Homework

Our Toolkit for the day



Determining the Gist

How do you get "The Gist" of a nonfiction passage?

- First** Look closely at the heading on the page.
- Next** Read the passage.
- Then** Reread the first few sentences.
- After** Reread the last few sentences.
- Then** Think, "What is this part mostly about?"
- Finally** Think, "What is the writer trying to teach me?"

Dear Ms. Maisenbacher, My signature is proof that I have reviewed my scholar's ELA homework

Parent Signature ☺

Name: _____

Week 24 Day 3 Date: _____

BCCS-B

Harvard

Yale

Princeton

Your Turn



Harriet Tubman

Harriet Tubman was born in 1822 in Maryland. She was a slave. When Harriet was five years old, her job was to take care of her owner's baby. When she got older, she worked in the fields.

In 1849 Harriet escaped slavery. She fled to Pennsylvania. The journey was 90 miles. Harriet returned to Maryland to rescue her family. After, she continued to help other slaves. She made about thirteen trips. Harriet rescued around 70 slaves. She traveled at night to avoid being caught. Slave owners were furious. They offered rewards for her capture. After she rescued slaves, Harriet helped them find work. She took them as far North as Canada.

During the US Civil War, Harriet worked for the Union Army. The Union Army fought for the northern and southern states to stay together. Northern states were free states. Southern states were slave states. Harriet worked for the Union Army as a cook and nurse. She also guided an attack. The attack freed more than 700 slaves.

After the Union won the Civil War, Harriet moved to New York. She took care of her parents. She worked for women's right to vote. Harriet got very sick. She died in 1913.

Harriet is still remembered for her work during slavery and the Civil War. She was a courageous hero. She risked her life to help others.



Harriet Tubman in 1880

John B. ...

Name: _____

Week 24 Day 3 Date: _____

BCCS-B

Harvard

Yale

Princeton

Your Turn

Topic, Main Idea, Details

Answer the following questions. Underline the text evidence in the color indicated.

1. What is the topic of this text? Use text evidence to support your answer.



2. Which sentence best tells the main idea of this text?

- a. Harriet Tubman escaped slavery.
- b. Harriet Tubman saved many slaves.
- c. Harriet Tubman helped the Union Army.
- d. Harriet Tubman did many important things throughout her life.



3. What details helped you determine the main idea?



4. What is the main idea of paragraph 1?



5. Based on the text, how could you describe Harriet Tubman? (Choose all that apply).

- a. brave
- b. heroic
- c. fearful
- d. daring




6. What is the main idea of paragraph 3?

- a. Harriet led an attack.
- b. Harriet freed 700 slaves.
- c. Harriet worked for the Union Army.
- d. Northern states were free states and southern states were slave states.





Day # 4



Name: _____
BCCS-B

Week 24 Day 4 Date: _____
Harvard Yale Princeton

ELA Packet

Our Learning for today:



LEQ: How can I determine the gist of a section of text in a nonfiction story?

Objective: I can identify and explain the gist of a section of text by completing a close read of the text.

Our Tool kit for the day



Explicit Instruction

How do you get "The Gist" of a nonfiction passage?

- First, Look closely at the heading on the page.
- Next, Read the passage.
- Then, Reread the first few sentences.
- After, Reread the last few sentences.
- Then, Think, "What is this part mostly about?"
- Finally, Think, "What is the writer trying to teach me?"

Name: _____
BCCS-B

Week 24 Day 4 Date: _____
Harvard Yale Princeton

The Story of Water on Earth pg. 23

1. What is the heading?

The heading on page 23 says _____

2. Read the passage

3. What is the **FIRST** sentence?

The first sentence on page 23 is _____

4. What is the **LAST** sentence?

The last sentence on page 23 says _____

5. What is this part of the text mostly about?

This part of the text is mostly about _____

6. What is the writer trying to teach us?

The writer of this text is trying to teach _____

7. What is the gist?

This gist of this text is _____

Name: _____ Week 24 Day 4 Date: _____

BCCS-B

Harvard

Yale

Princeton



The Story of Water on Earth pg. 24

1. What is the heading?

The heading on page 24 says _____

2. Read the passage

3. What is the **FIRST** sentence?

The first sentence on page 24 is _____

4. What is the **LAST** sentence?

The last sentence on page 24 is _____

5. What is this part of the text mostly about?

This text is mostly about _____

6. What is the writer trying to teach us?

The writer is trying to teach us _____

7. What is the gist?

The gist of the text is _____

Name: _____
BCCS-B

Week 24 Day 4 Date: _____
Harvard Yale Princeton

Application Activity

The Story of Water on Earth pg. 27

1. What is the heading?

The heading on page 27 says _____

2. Read the passage

3. What is the **FIRST** sentence?

The first sentence on page 27 is _____

4. What is the **LAST** sentence?

The last sentence on page 27 says _____

5. What is this part of the text mostly about?

The text was mostly about _____

6. What is the writer trying to teach us?

~~The writer of this text was trying to teach us about~~

7. What is the gist?

~~The gist of this text is~~

Name: _____
BCCS-B

Week 24 Day 3 Date: _____
Harvard Yale Princeton

Exit Ticket

Determine where you can find the main idea of this short passage.

Most people think that a koala is a type of bear. They are fuzzy like bears and walk like bears, but a koala is actually a type of a marsupial. They carry their young like kangaroos do in their pouches.

Where can you find the main idea of this passage?

- A. The middle of the passage
- B. The first sentence
- C. The last sentence.

What is the main idea of this passage?

The main idea of this passage is _____

Name: _____
BCCS-B

Week 24 Day 4 Date: _____
Harvard Yale Princeton

ELA Homework

Our Toolkit for the day



Determining the Gist

How do you get "The Gist" of a nonfiction passage?

- First** Look closely at the heading on the page.
- Next** Read the passage.
- Then** Reread the first few sentences.
- After** Reread the last few sentences.
- Then** Think, "What is this part mostly about?"
- Finally** Think, "What is the writer trying to teach me?"

Dear Ms. Maisenbacher, My signature is proof that I have reviewed my scholar's ELA homework

Parent Signature ☺

Name: _____

Week 24 Day 4 Date: _____

BCCS-B

Harvard

Yale


Princeton

Your Turn

TOPIC: What is the whole puzzle about in 1-2 words? _____

Main Idea: What is the whole puzzle about in 1 sentence?


Details: What is each piece of the puzzle showing?
1. _____ 2. _____
3. _____ 4. _____



©2014 Bobo



Day # 5



Name: _____
BCCS-B

Week 24 Day 5 Date: _____
Harvard Yale Princeton

ELA Packet

Our Learning for today:

L, E, A, R, N, I, N, G

Review!

Our Too kit for the day



No Homework!