

# Kindergarten Guided Reading Packet



## Trimester 2

February 22, 2021 – February 26<sup>th</sup>, 2021

Name: \_\_\_\_\_

Spelling words for the week

your

by


make



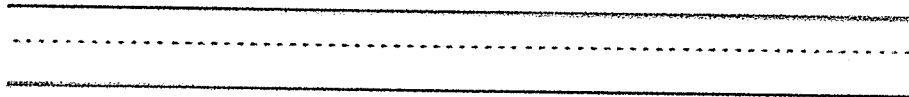
Find and shade: 'make'

|   |   |   |   |
|---|---|---|---|
| m | a | w | g |
| i | k | e | y |
| p | v | i | a |
| u | c | b | r |

Trace.



Copy.



Write.




Underline the sight word 'make'

1. I will make a pizza.
2. It is fun to make cakes.



Find and circle.





Name: \_\_\_\_\_

Trace the sight word.

your

Write the sight word.

\_\_\_\_\_

\_\_\_\_\_

\_\_\_\_\_

Find and underline the sight word.

|      |      |      |
|------|------|------|
| with | your | here |
| like | this | your |
| have | your | who  |

Color the sight word.

your

Fill in the missing letters.

y \_ \_ ur                      y o \_ \_ r

Read the sentence and underline the sight word.

Can I have some of your cookie?

Cut out the letters below to make the sight word.

\_\_\_\_\_

\_\_\_\_\_




u y r o



Name: \_\_\_\_\_

Trace the sight word.



Write the sight word.

\_\_\_\_\_

\_\_\_\_\_

\_\_\_\_\_

Find and underline the sight word.

|      |      |    |
|------|------|----|
| as   | by   | to |
| like | in   | go |
| by   | when | by |

Color the sight word.



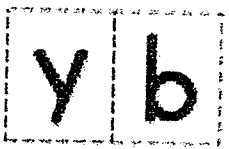

Fill in the missing letters.

y      b

Read the sentence and underline the sight word.

I sit by my friend on the bus.

Cut out the letters below to make the sight word.



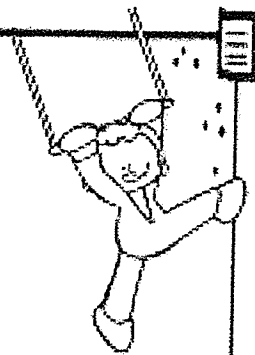
Name: \_\_\_\_\_

# Math

Trace the numbers.

|    |    |    |    |    |    |    |    |    |     |
|----|----|----|----|----|----|----|----|----|-----|
| 1  | 2  | 3  | 4  | 5  | 6  | 7  | 8  | 9  | 10  |
| 11 | 12 | 13 | 14 | 15 | 16 | 17 | 18 | 19 | 20  |
| 21 | 22 | 23 | 24 | 25 | 26 | 27 | 28 | 29 | 30  |
| 31 | 32 | 33 | 34 | 35 | 36 | 37 | 38 | 39 | 40  |
| 41 | 42 | 43 | 44 | 45 | 46 | 47 | 48 | 49 | 50  |
| 51 | 52 | 53 | 54 | 55 | 56 | 57 | 58 | 59 | 60  |
| 61 | 62 | 63 | 64 | 65 | 66 | 67 | 68 | 69 | 70  |
| 71 | 72 | 73 | 74 | 75 | 76 | 77 | 78 | 79 | 80  |
| 81 | 82 | 83 | 84 | 85 | 86 | 87 | 88 | 89 | 90  |
| 91 | 92 | 93 | 94 | 95 | 96 | 97 | 98 | 99 | 100 |

# THE 100 SHOW



Directions: Show 100.

|  |  |  |  |  |  |  |  |  |  |
|--|--|--|--|--|--|--|--|--|--|
|  |  |  |  |  |  |  |  |  |  |
|  |  |  |  |  |  |  |  |  |  |
|  |  |  |  |  |  |  |  |  |  |
|  |  |  |  |  |  |  |  |  |  |
|  |  |  |  |  |  |  |  |  |  |
|  |  |  |  |  |  |  |  |  |  |
|  |  |  |  |  |  |  |  |  |  |
|  |  |  |  |  |  |  |  |  |  |
|  |  |  |  |  |  |  |  |  |  |
|  |  |  |  |  |  |  |  |  |  |

Name: \_\_\_\_\_

Date: \_\_\_\_\_






# Sentence Building Set 2

Directions: Cut and put the puzzles together. Copy the sentence.

|  |  |  |  |  |
|--|--|--|--|--|
|  |  |  |  |  |
|--|--|--|--|--|




©2015 by Linda Ward Beech


|  |  |  |  |  |
|--|--|--|--|--|
| <br>boy | <br>The | <br>has | <br>car. | <br>a |
|--|--|--|--|--|

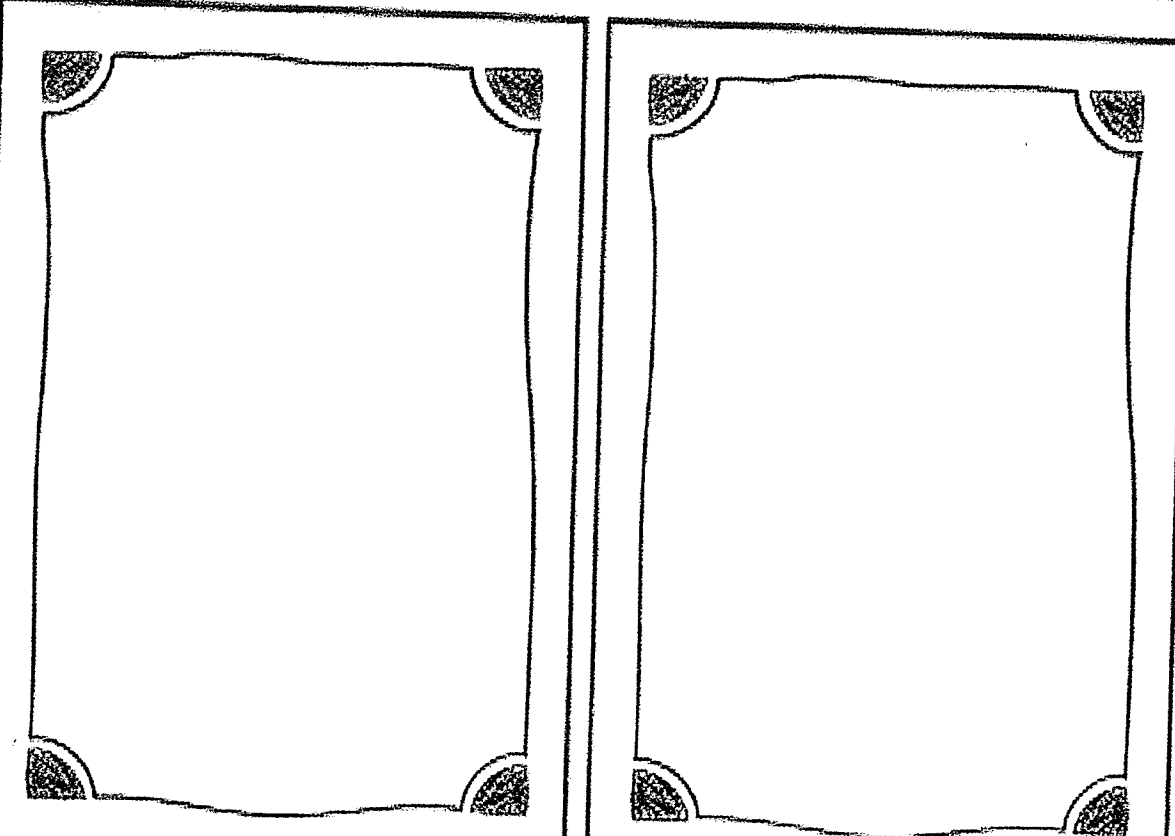


# I SPY The Letter



Color the spaces with the letter Ww to see what you can find.





I can eat 100

I can **not** eat 100


Name \_\_\_\_\_

Name \_\_\_\_\_

**make**

Read and trace the word.

make make make



Cut out the words and match them to the sentence.

We will make a cake.

Copy the sentence

\_\_\_\_\_

\_\_\_\_\_

\_\_\_\_\_

© Brenda Gutierrez 2018

cake. make We will a

Name: \_\_\_\_\_

Sight Word

your

Write the sight word on the lines.

# Here!

Here is \_\_\_\_\_ lunch.

Here is \_\_\_\_\_ backpack.

Here is \_\_\_\_\_ jacket.

Here is \_\_\_\_\_ snack.

Here is \_\_\_\_\_ hug.

Here is \_\_\_\_\_ kiss.

Oh no! There is the bus  
that you just missed!



© 2015 by Pearson Education, Inc. All rights reserved. ISBN: 978-0-321-47531-2

Name: \_\_\_\_\_

by

1. Write the word.

\_\_\_\_\_

\_\_\_\_\_

\_\_\_\_\_

2. Color the word.

by by by by

3. Circle the word.

|    |    |     |    |     |    |
|----|----|-----|----|-----|----|
| by | it | I   | by | see |    |
|    | by | see | to | the | by |
| am | by | the | of | of  |    |

4. Cut and paste the word.

|  |  |
|--|--|
|  |  |
|--|--|

5. Trace the word.


by by

6. Write the word.


\_\_\_\_\_

by

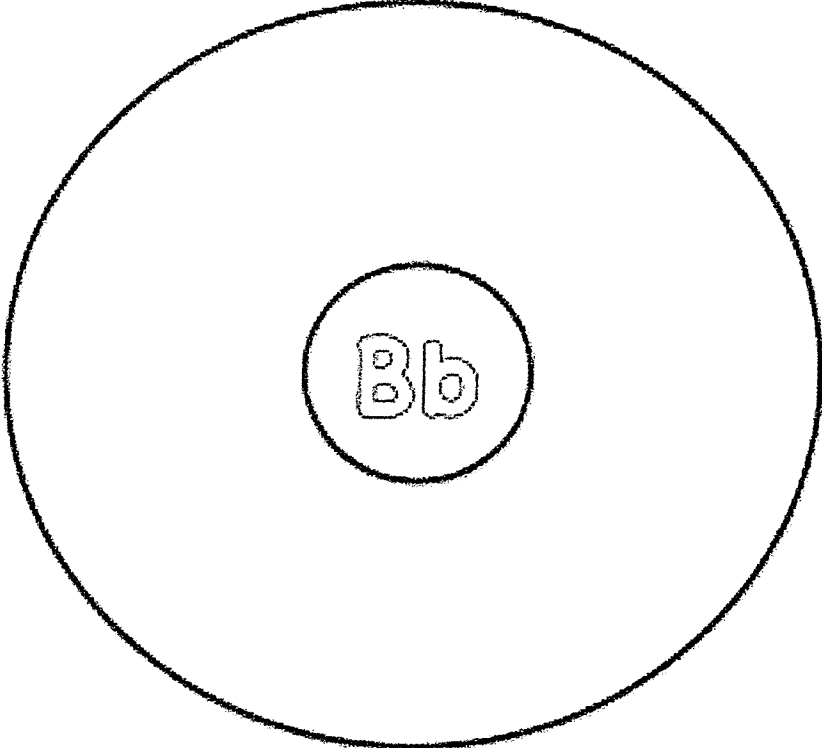
Name: \_\_\_\_\_




I can trace and write uppercase and lowercase Bb!



I can identify pictures that start with Bb!






Name: \_\_\_\_\_

Writing

Trace the letter, then trace the sentence.

N N N


n n n



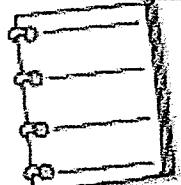











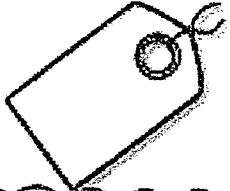





The girl put the nest in her net.

The illustration shows a girl with a ponytail running to the right, holding a large net. To her left is a nest containing three eggs, resting on a branch. The entire page is framed with a decorative border of small circles.

Name: \_\_\_\_\_



Say the name of each picture. Stretch out the word, and write it on the lines.

|   |   |  |
|---|---|--|
| <br><br>_____<br>_____<br>_____     | <br><br>_____<br>_____<br>_____     | <br><br>_____<br>_____<br>_____     |
| <br><br>_____<br>_____<br>_____  | <br><br>_____<br>_____<br>_____  | <br><br>_____<br>_____<br>_____  |
| <br><br>_____<br>_____<br>_____ | <br><br>_____<br>_____<br>_____ | <br><br>_____<br>_____<br>_____ |

© Little Achievers, 2011



## Number Sprint Lesson 3

Name \_\_\_\_\_

Date \_\_\_\_\_


Fill in the missing number.

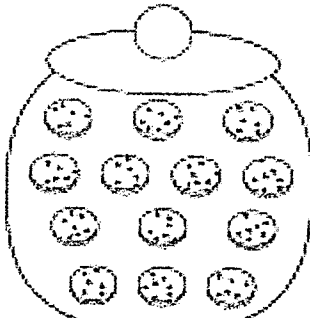
|                      |                      |
|----------------------|----------------------|
| 0, 1, 2, 3, 4, _____ | _____, 4, 3, 2, 1, 0 |
| 0, 1, 2, 3, _____, 5 | 5, _____, 3, 2, 1, 0 |
| 0, 1, 2, _____, 4, 5 | 5, 4, _____, 2, 1, 0 |
| 0, 1, _____, 3, 4, 5 | 5, 4, 3, _____, 1, 0 |
| 0, _____, 2, 3, 4, 5 | 5, 4, 3, 2, _____, 0 |
| _____, 1, 2, 3, 4, 5 | 5, 4, 3, 2, 1, _____ |
| 0, _____, 2, 3, 4, 5 | 0, 1, 2, 3, _____, 5 |
| 0, 1, _____, 3, 4, 5 | 5, 4, _____, 2, 1, 0 |
| 0, 1, 2, _____, 4, 5 | 0, 1, _____, 3, 4, 5 |
| 0, 1, 2, 3, _____, 5 | _____, 1, 2, 3, 4, 5 |

Name \_\_\_\_\_

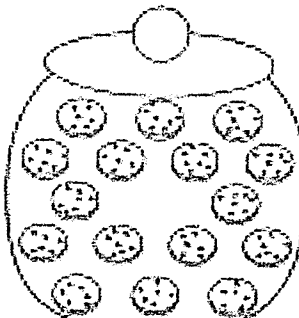
Counting by 20

### Baking Batches

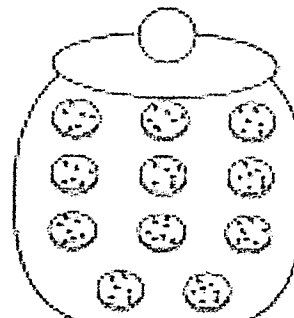
 Count, Circle the number.





|    |    |    |
|----|----|----|
| 13 | 17 | 12 |
|----|----|----|



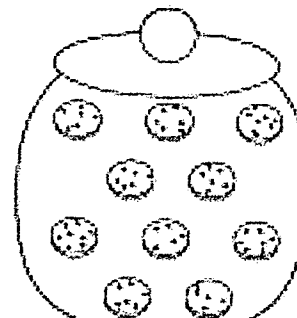
|    |    |    |
|----|----|----|
| 13 | 16 | 18 |
|----|----|----|



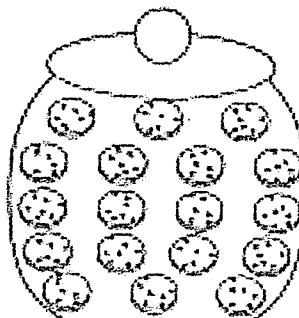
|    |    |    |
|----|----|----|
| 11 | 14 | 10 |
|----|----|----|



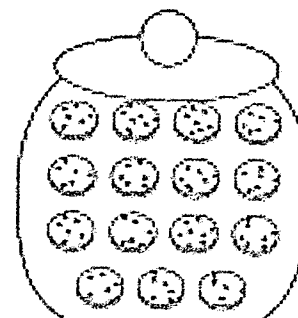
|    |    |    |
|----|----|----|
| 15 | 18 | 20 |
|----|----|----|



|    |    |   |
|----|----|---|
| 12 | 10 | 9 |
|----|----|---|



|    |    |    |
|----|----|----|
| 18 | 16 | 15 |
|----|----|----|



|    |    |    |
|----|----|----|
| 13 | 20 | 15 |
|----|----|----|

Read:

your

Write the word.

Trace the word.

your your

Write the word.

|      |      |     |      |      |
|------|------|-----|------|------|
| your | your | me  | are  | your |
| a    | to   | are | look | I    |
| that | your | was | your | here |

Write the word.

Trace the word.

your

your

r

o

y

u

Sight Word



Name: \_\_\_\_\_

Write the sight word on the lines.

# By the River


You can sit \_\_\_\_\_ the river,

and \_\_\_\_\_ the flower,

and \_\_\_\_\_ the tree.

You can sit \_\_\_\_\_ the river.

You can sit \_\_\_\_\_ me.



Draw yourself by the river.

© 2008 Pearson Education, Inc. All rights reserved. This work is derived from Pearson Education, Inc. 2008.

# Preprimer: make

Trace the sight word: make

make make  
make make



Color all the sight word make.

|        |        |        |        |        |        |
|--------|--------|--------|--------|--------|--------|
| make   | yellow | make   | yellow | make   | yellow |
| make   | make   | yellow | yellow | make   | make   |
| yellow | make   | make   | make   | yellow | make   |
| make   | yellow | make   | make   | make   | yellow |
| yellow | make   | yellow | make   | yellow | make   |

Created by Cassie @ 3Dinosaurs.com


Name: \_\_\_\_\_

Writing

Trace the letter, then trace the sentence.

o o o

o o o



The octopus has  
five oranges.

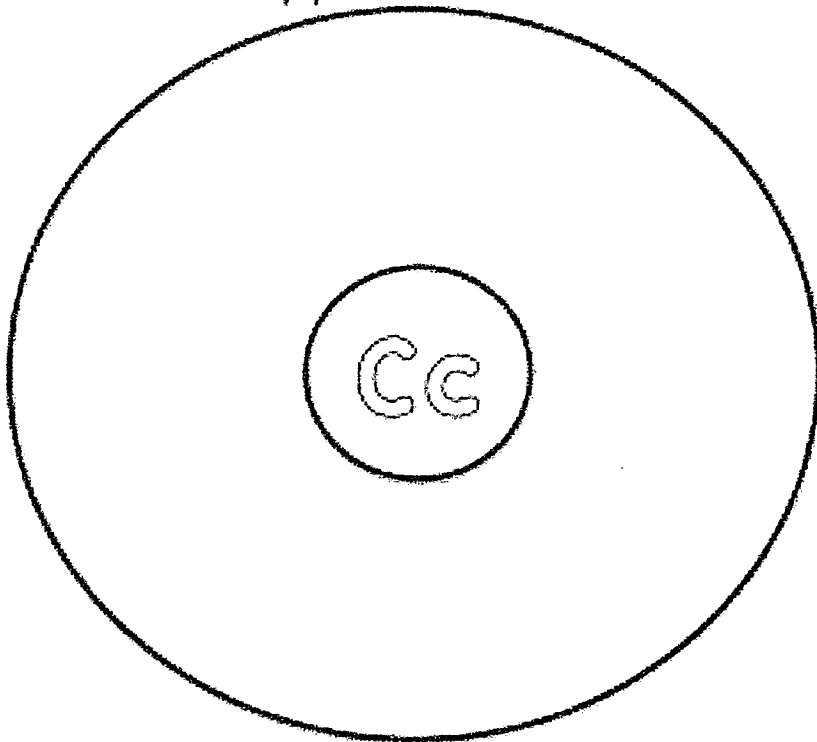
Name: \_\_\_\_\_



I can trace and write uppercase and lowercase Cc!



I can identify pictures that start with Cc!




Name \_\_\_\_\_



# Mixin' & Fixin'

Put the letters in the mix and rearrange to spell the short a word.



|  |  |  |
|--|--|--|
|  |  |  |
|--|--|--|



|  |  |  |
|--|--|--|
|  |  |  |
|--|--|--|



|  |  |  |
|--|--|--|
|  |  |  |
|--|--|--|



|  |  |  |
|--|--|--|
|  |  |  |
|--|--|--|



|  |  |  |
|--|--|--|
|  |  |  |
|--|--|--|



|  |  |  |
|--|--|--|
|  |  |  |
|--|--|--|

a d d

a g w

a m d

a n v

a r t


a p m



Name \_\_\_\_\_

# 100 Chart

Directions: Fill in the missing numbers on the chart.


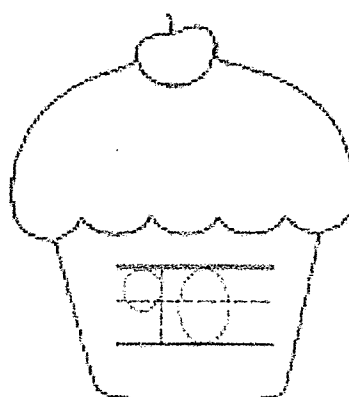
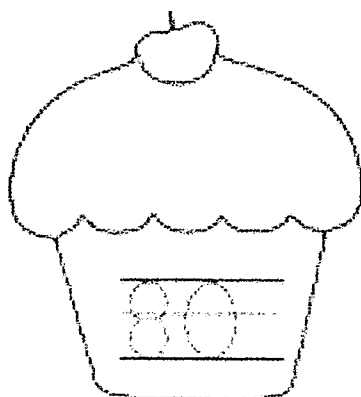
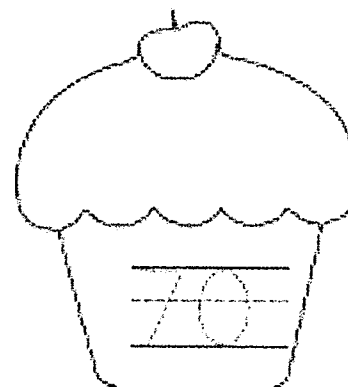
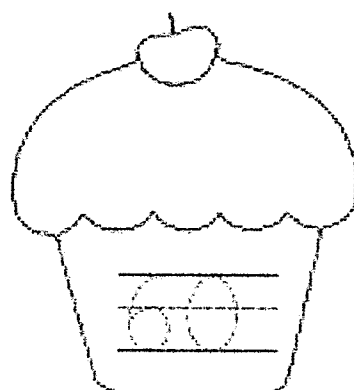

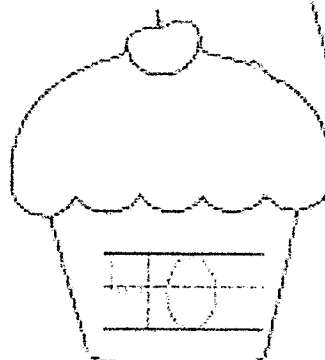
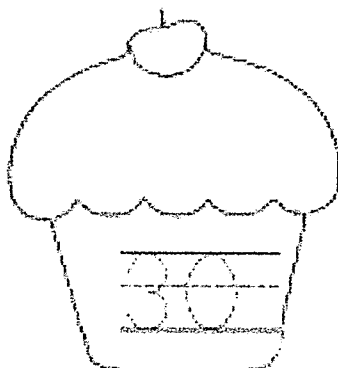

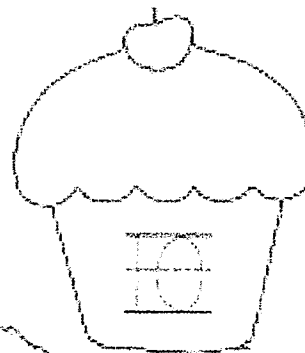


|    |    |    |    |    |    |    |    |    |     |
|----|----|----|----|----|----|----|----|----|-----|
| 1  | 2  | 3  | 4  |    | 6  | 7  | 8  | 9  | 10  |
| 11 |    | 13 | 14 | 15 | 16 | 17 | 18 |    | 20  |
| 21 | 22 | 23 | 24 | 25 |    | 27 | 28 | 29 | 30  |
| 31 | 32 | 33 | 34 |    | 36 | 37 |    | 39 | 40  |
| 41 | 42 | 43 |    | 45 | 46 | 47 | 48 | 49 | 50  |
| 51 | 52 |    | 54 | 55 |    | 57 | 58 | 59 | 60  |
|    | 62 | 63 |    | 65 | 66 | 67 | 68 |    | 70  |
| 71 | 72 | 73 | 74 | 75 | 76 | 77 | 78 | 79 |     |
| 81 | 82 | 83 | 84 |    | 86 | 87 | 88 | 89 | 90  |
| 91 | 92 |    | 94 | 95 | 96 |    | 98 | 99 | 100 |


©2014 by Mrs. Kelly Lee. All rights reserved. One license for one teacher. www.ccmplains.org

Name: \_\_\_\_\_


Add 10 different color sprinkles to each cupcake to make 100.



Name: \_\_\_\_\_










Color



Trace



Write


|  |             |      |                         |
|--|-------------|------|-------------------------|
| <b>Red</b><br>      | <b>make</b> | make | <hr/> <hr/> <hr/> <hr/> |
| <b>Orange</b><br>   | <b>make</b> | make | <hr/> <hr/> <hr/> <hr/> |
| <b>Yellow</b><br> | <b>make</b> | make | <hr/> <hr/> <hr/> <hr/> |
| <b>Green</b><br>  | <b>make</b> | make | <hr/> <hr/> <hr/> <hr/> |
| <b>Blue</b><br>   | <b>make</b> | make | <hr/> <hr/> <hr/> <hr/> |
| <b>Purple</b><br> | <b>make</b> | make | <hr/> <hr/> <hr/> <hr/> |
| <b>Black</b><br>  | <b>make</b> | make | <hr/> <hr/> <hr/> <hr/> |

© © Teachers of The Future Store

104

Name: \_\_\_\_\_


Sight Word: **you**

Trace 

you  
you  
you  
you  
you  
you  
you  
you  
you  
you

Write **you**


Find each **you**. Color that pull red.  
Then color the rest of the picture.





Name: \_\_\_\_\_


Finish the sentence. Draw a detailed picture to match.

**WORD BANK**

 crayon

 firetruck

 apple

 strawberry

Finish the sentence.

Here is a red \_\_\_\_\_


Copy the sentence.

\_\_\_\_\_

**WRITING TIPS**

 spaces




 punctuation




 detailed picture




Name: \_\_\_\_\_

# Reading

Let's make mystery sight words.  
Write the beginning letter for each  
picture to solve.

|   |   |  |
|---|---|--|
|  |  |  |
|   |   |  |

|   |   |  |
|---|---|--|
|  |  |  |
|   |   |  |

|   |   |  |
|---|---|--|
|  |  |  |
|   |   |  |

©Tara, July 2015

Name: \_\_\_\_\_

Reading


Try to read the words in the word families.


**-et**

jet  
bet  
pet  
set  
get  
vet  
met  
let

**-an**

pan  
Jan  
ran  
tan  
fan  
Dan  
man  
can

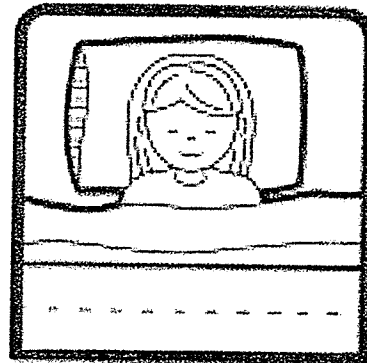
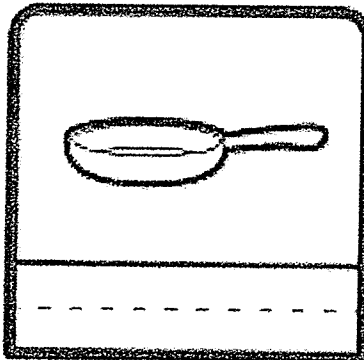



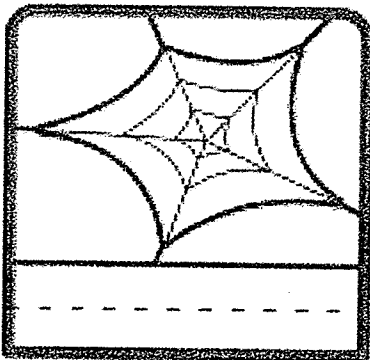





NAME \_\_\_\_\_

### NAME THE SAME

Write the name of all the objects below. Color the objects that use all the same letters in their names.



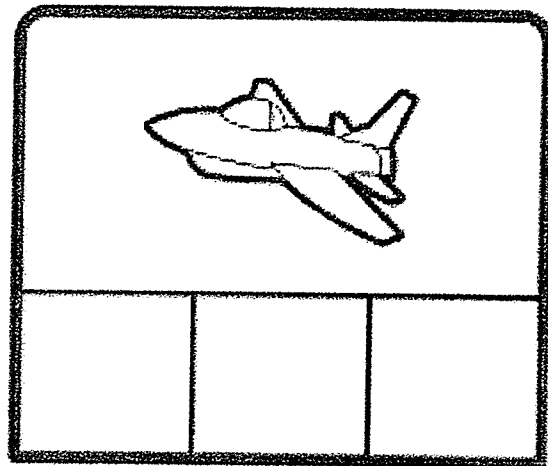

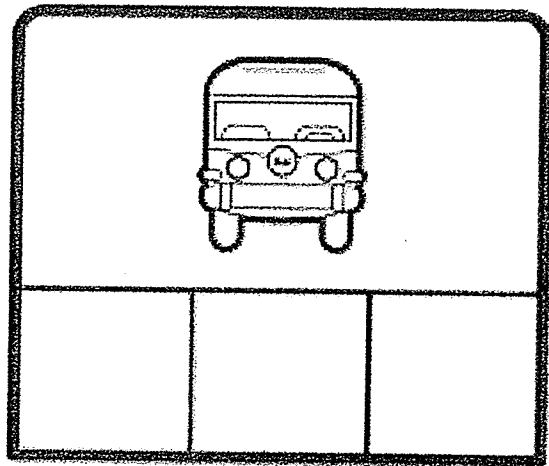
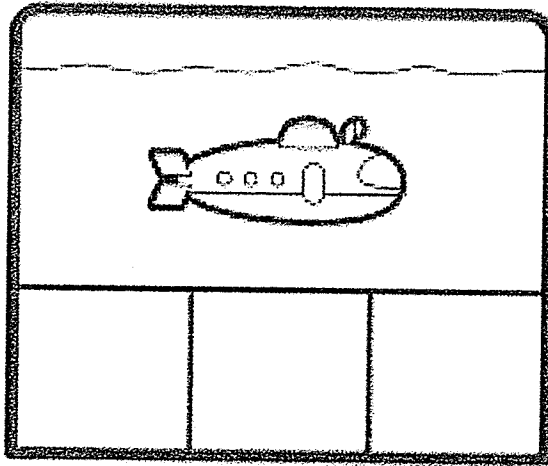




NAME \_\_\_\_\_

### SNIP AND SPELL

Spell the words below using the letters at the bottom of this paper. Cut the letters, spell the words, and paste them on the paper.



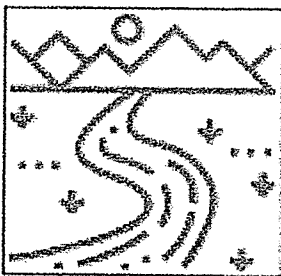
© Pat & Wynn, 2019

b s a e s u t j u n b u


THE LITTLE OWL ACTIVITIES

# BEGINNING SOUNDS - FLOREST



Cut and paste the letters to the correct boxes.




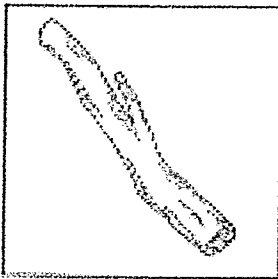
IVER





OLF




ION



TICK



EER

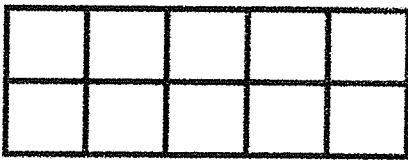
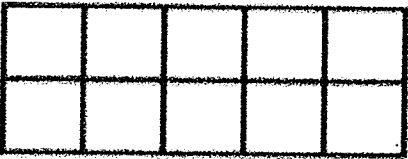
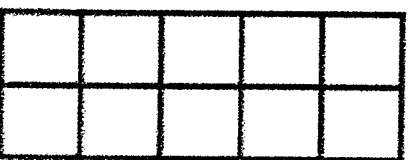

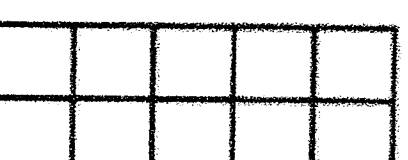


OX



Name \_\_\_\_\_

Color and trace. Draw circles in the ten frames to match.

|    |       |  |
|----|-------|--|
| 6  | six   |    |
| 7  | seven |    |
| 8  | eight |   |
| 9  | nine  |  |
| 10 | ten   |  |

© 2018 by The First Step School - Sarah Kinnick

6 7 8 9 10

\_\_\_\_\_

\_\_\_\_\_


A 4x5 grid of star-shaped boxes containing numbers. The numbers are arranged in a sequence with some missing. The numbers present are 1, 4, 7, 9, 11, 13, 15, 17, and 19. The missing numbers are 2, 3, 5, 6, 8, 10, 12, 14, 16, 18, and 20. A pencil is on the left and a girl is on the right. The text "What's Missing?" is at the bottom.

|    |    |    |    |    |
|----|----|----|----|----|
| 1  |    |    | 4  |    |
|    | 7  |    | 9  |    |
| 11 |    | 13 |    | 15 |
|    | 17 |    | 19 |    |

What's Missing?

Name: \_\_\_\_\_

1. Color the sight word make



**make make**

2. Trace & Write the sight word make



make make make

\_\_\_\_\_

-----

\_\_\_\_\_

3. Color the boxes with the sight word make

|        |      |      |        |        |      |
|--------|------|------|--------|--------|------|
| make   | make | own  | saw    | make   | make |
| own    | saw  | make | make   | please | saw  |
| please | make | make | please | make   | own  |

4. Cut & Paste the letters into the boxes to make the sight word make

|  |  |  |  |   |   |   |   |
|--|--|--|--|---|---|---|---|
|  |  |  |  | k | m | e | a |
|--|--|--|--|---|---|---|---|

© 2013 by The McGraw-Hill Companies

Name \_\_\_\_\_

Date \_\_\_\_\_



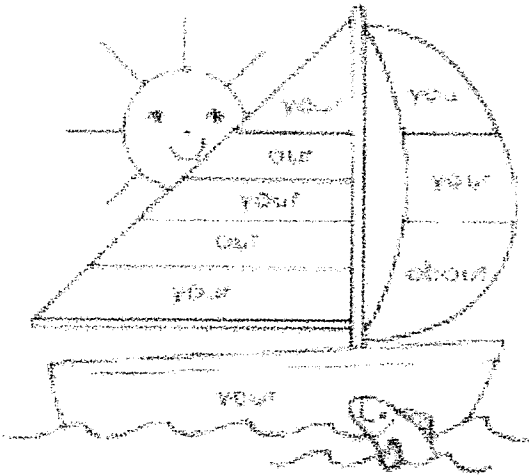
your

Trace **your** two times. Use red when you

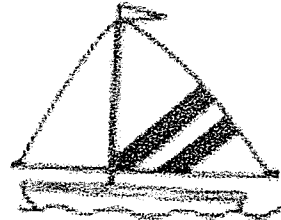


Color each space that has **your**  
Use orange

Read. Circle each **your**



Let's hop on your boat  
and put up your top.  
Does your boat sail fast,  
or do slow as a snail?



Write **your** to complete each sentence.

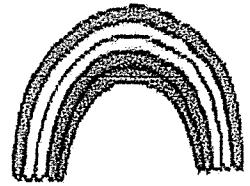
May use \_\_\_\_\_ tape? \_\_\_\_\_

Let's play \_\_\_\_\_ game today.



Sight Word Scramble and Rainbow Write: Week 4

Name: \_\_\_\_\_ Date: \_\_\_\_\_



Directions: First, unscramble the letters to spell each sight word correctly. After that, write the correctly spelled word using your best handwriting. Finally, write the word again using a different colored crayon for each letter. When you are done, your word should look like a rainbow! Have fun.

Word Bank: as with his they I

| unscramble: | pencil write: | rainbow write: |
|-------------|---------------|----------------|
| I           | _____         | _____          |
| itwh        | _____         | _____          |
| ish         | _____         | _____          |
| yeht        | _____         | _____          |
| sa          | _____         | _____          |

Copyright © 2015 by Annals Therapies

Name: \_\_\_\_\_

Trace the lowercase letters, then write the letter by yourself next to it.

Writing

a b c d

e f g h

i j k l

m n o p

q r s t

u v w x

y z

© 2015 by D. So



Name: \_\_\_\_\_ Date: \_\_\_\_\_


## Sentence Scramble #18

Directions: Cut and put the puzzles together. Copy the sentence.



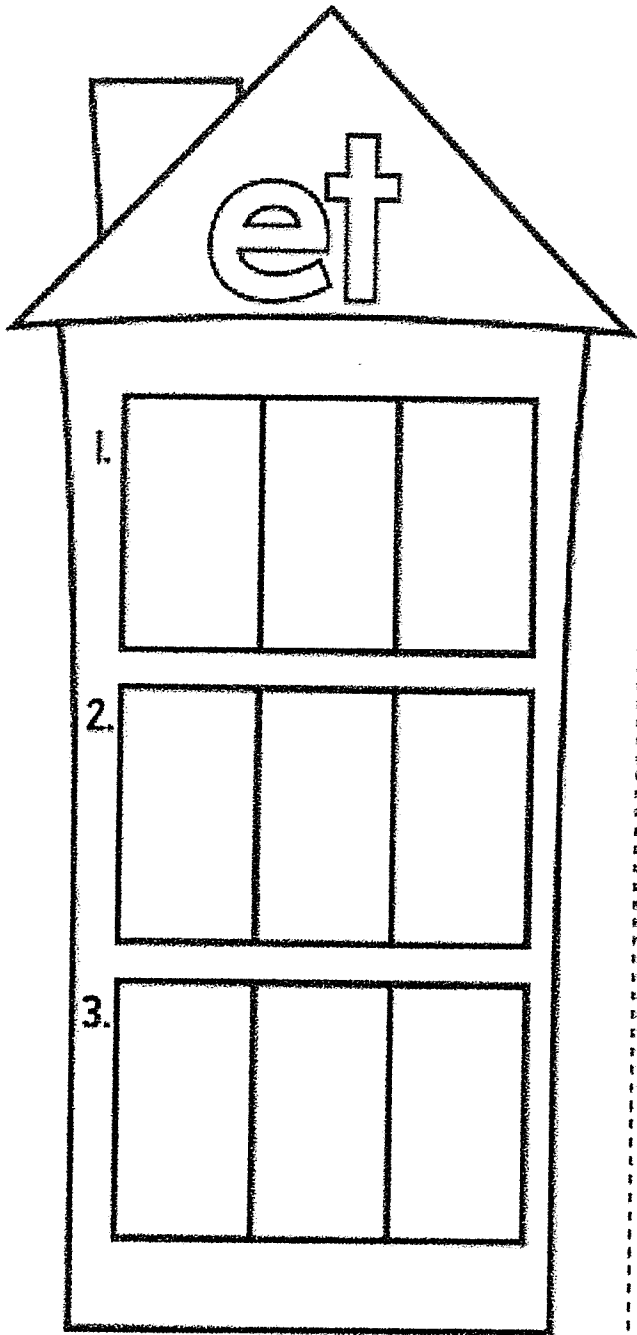
|  |  |  |  |  |
|--|--|--|--|--|
|  |  |  |  |  |
|--|--|--|--|--|

★ \_\_\_\_\_

★ \_\_\_\_\_



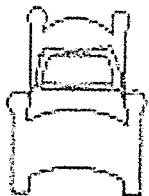



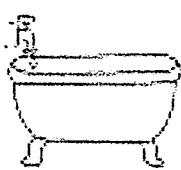




Name: \_\_\_\_\_



©From the First

Name \_\_\_\_\_

Have your child look at the picture, say the word out loud and then segment the word into the 3 different sounds. Give a check mark for each sound your child says. For example, for mug, your child should say /m/ /u/ /g/ (each sound individually).


|   |   |   |
|---|---|---|
|    |    |    |
|   |   |   |
|  |   |  |
|   |   |   |
|  |  |  |
|   |   |   |

How Many?  
(Write it)

How Many?  
(Draw It)

Name: \_\_\_\_\_

# One More and One Less



Directions: Write the number that is one more and one less than each number.

|  |   |  |
|--|---|--|
|  | 2 |  |
|--|---|--|

|  |    |  |
|--|----|--|
|  | 10 |  |
|--|----|--|

|  |   |  |
|--|---|--|
|  | 6 |  |
|--|---|--|

|  |   |  |
|--|---|--|
|  | 4 |  |
|--|---|--|

|  |   |  |
|--|---|--|
|  | 1 |  |
|--|---|--|

|  |   |  |
|--|---|--|
|  | 9 |  |
|--|---|--|

|  |   |  |
|--|---|--|
|  | 3 |  |
|--|---|--|

|  |   |  |
|--|---|--|
|  | 5 |  |
|--|---|--|

|  |   |  |
|--|---|--|
|  | 8 |  |
|--|---|--|

|  |   |  |
|--|---|--|
|  | 7 |  |
|--|---|--|