

Kindergarten Guided Reading Packet



Trimester 2

February 8, 2021 – February 12th, 2021

Name: _____

Spelling words for the week



little

who

too

Preprimer: little

Trace the sight word: little




Color all the sight word little.


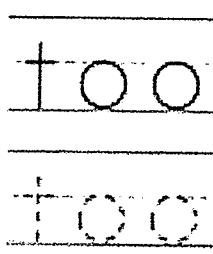
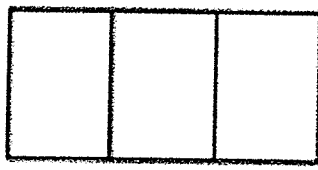
little	yellow	little	find	here	little
little	little	jump	little	little	little
play	little	look	little	little	you
funny	little	little	where	little	said
little	one	little	little	help	little

Created by Cassie @ 3Dinosaurs.com

Name _____

Super Star Sight Words




<p>Color the word.</p> 	<p>Trace the word.</p> 
<p>Read the word.</p> <p>It is too big.</p>	<p>Cut and paste the word.</p> 
<p>Write the word.</p> <p>I am _____ hot!</p> <p>I want some _____.</p> <p>It is _____ much.</p>	

Copyright © free4classrooms.com



Name: _____










Color



Trace



Write




 Red	who	who	<hr/> <hr/> <hr/>
 Orange	who	who	<hr/> <hr/> <hr/>
 Yellow	who	who	<hr/> <hr/> <hr/>
 Green	who	who	<hr/> <hr/> <hr/>
 Blue	who	who	<hr/> <hr/> <hr/>
 Purple	who	who	<hr/> <hr/> <hr/>
 Black	who	who	<hr/> <hr/> <hr/>

© 2011 The Teacher's Friend

Name: _____

Writing

Trace the letter, then trace the sentence.



The students got
on the school bus.

LETTER MATCHING

Name _____

Cut and paste to match the uppercase and lowercase letters.

A	B	C
D	E	F
G	H	I

©2000 Original Minds

c	a	i	b	h
d	f	e	g	

Name _____

Number Words:
One to seven


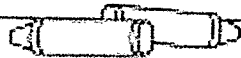

A Very Special Valentine



Cut.



Glue to match.



three	
-------	--

seven	
-------	--

four	
------	--

six	
-----	--

seven	
-------	--

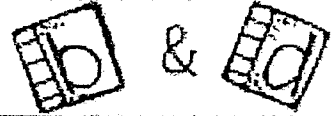
one	
-----	--

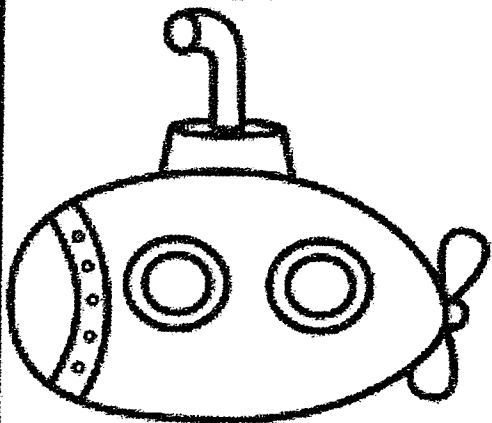





five	
------	--



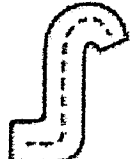


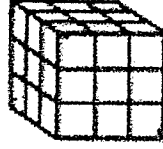


two	
-----	--


Name: _____

Ending Sound Picture Sort



<u>B</u> 	<u>D</u> 
	
	













Find and shade 'too'

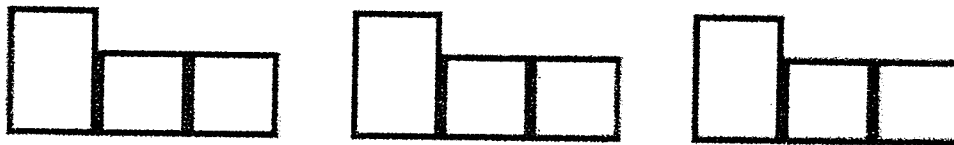
t	f	s
o	o	h
m	d	w

Trace.



Copy

Write




Underline the right word, 'too'

1. There were too many plates.
2. May I ring the bells, too?



Find and circle.




Name _____

who

Read and trace the word.

who who who who



Cut out the words and match them to the sentence

Who is on the bus?

Copy the sentence

© Friends Education Inc

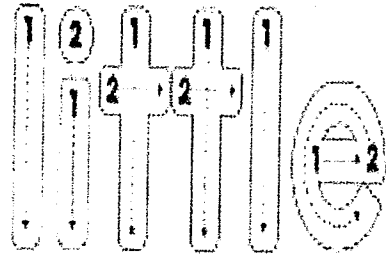
bus? Who is the on

Read the word.

little



Trace the word.

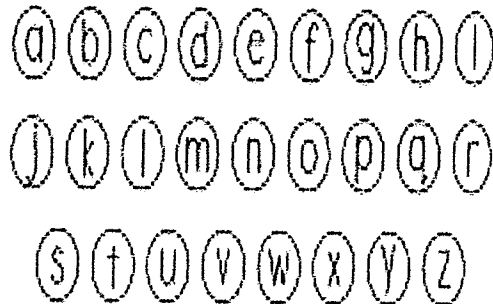


Find the word and circle it.

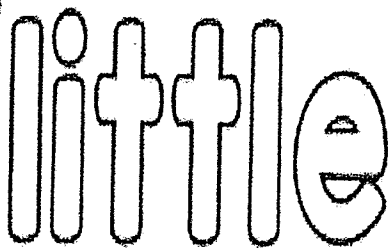
look three
 little funny
where little
 jump
yellow little

Write the word.

Color in the letters needed to make the word.



Decorate the word.



Fill in the missing letters.


l	i		t		
---	---	--	---	--	--

		t		l	e
--	--	---	--	---	---

Name: _____

Trace the letter, then trace the sentence.

Writing




The teacher stood
by the tree.

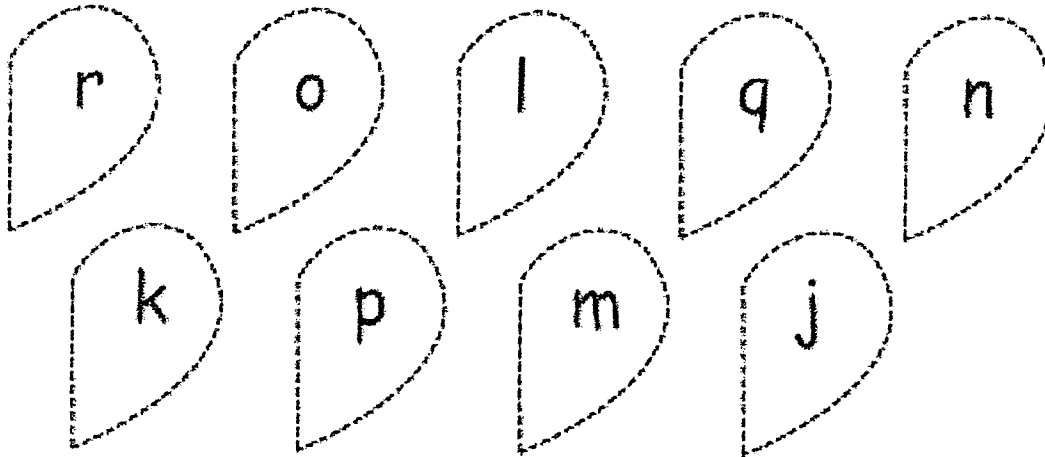
LETTER MATCHING

Name _____

Cut and paste to match the uppercase and lowercase letters.




©2002 Teaching Friends




Name _____

Cut and paste the number that comes after the number in each heart.



© Carson-Dellosa, PAI (20-09)



Name _____

February Syllables

Clap and count how many syllables are in each word.
Circle the number of syllables in each word.



1 2 3 4



1 2 3 4



1 2 3 4

February

1 2 3 4



1 2 3 4



1 2 3 4



1 2 3 4




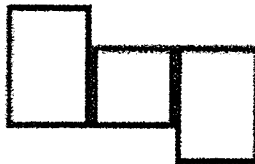





1 2 3 4

© 2000 by Linda Ward Beech

Name _____

I Heart CVC Words



www.khanacademy.com


Name: _____

1 Color the sight word too



too too

2 Trace & Write the sight word too



too too too

3 Color the boxes with the sight word too

did	will	too	too	with	too
too	with	did	too	too	will
too	too	too	will	did	with

4 Cut & Paste the letters into the boxes to make the sight word too

			o	t	o
--	--	--	---	---	---

© 2015 by Linda Ward Beech, Scholastic Teaching Resources

Name _____


Trace




who

who

Spell

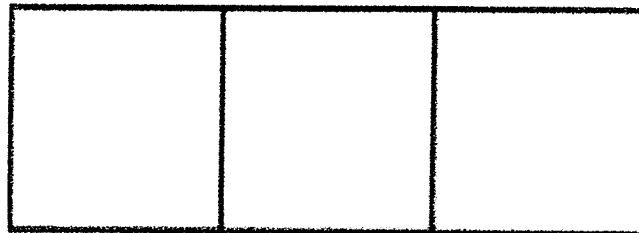



Color



who who who

Build



<https://www.hellokids.com>



Name _____

little

Read and trace the word

little little little



Cut out the words and match them to the sentence

The pups are little.

Copy the sentence

© Harcourt Education 2006

little Look pups. the at

Uppercase
LETTER WRITING Name _____


Practice writing the uppercase letters.

A	B	C	D
E	F	G	H
I	J	K	L
M	N		
O	P	Q	R
S	T	U	V
W	X	Y	Z

© 2018 Teaching

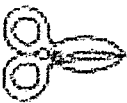
Name _____

VALENTINE'S Sequencing



Cut out the boxes and glue them in the correct order.

1 First	2 Next	3 Last
------------	-----------	-----------




A girl with pigtails holding a large gift box with a ribbon.	A girl sitting at a table with a teddy bear and a plate of food.	A girl holding a heart-shaped balloon.
--	--	--

Name _____

VALENTINE

CVC Matching




Cut out the pictures. Paste them on the correct CVC word.



























Copyright © 2010 by Linda Ward Beech

Name: _____


Digraph Stamps



Look at the picture. Color the heart stamp with the correct

© United Testing 2014


little

Name: _____

Trace the sight word

Write the sight word

Find and underline the sight word

look	like	little
little	look	like
like	look	little

Color the sight word

little

Fill in the missing letters.


l _ _ _ l _ t _ _ e

Read each sentence and underline the sight word.

She is little.
The little baby cried.

Cut out the letters below to make the sight word

l t e t l i

 _____

l t e t l i


Name: _____

1. Color the sight word who



who who

2. Trace & Write the sight word who



who who who

3. Color the boxes with the sight word who


our	who	ate	where	who	our
who	ate	who	who	who	where
where	who	who	our	ate	who

4. Cut & Paste the letters into the boxes to make the sight word who

			o	w	h
--	--	--	---	---	---

© 2018 Teacher & Parenting.com

Name: _____
























Color



Trace



Write

	Color	Trace	Write
 Red			<hr/> <hr/> <hr/>
 Orange			<hr/> <hr/> <hr/>
 Yellow			<hr/> <hr/> <hr/>
 Green			<hr/> <hr/> <hr/>
 Blue			<hr/> <hr/> <hr/>
 Purple			<hr/> <hr/> <hr/>
 Black			<hr/> <hr/> <hr/>


Lowercase
LETTER WRITING Name _____

Practice writing the lowercase letters.

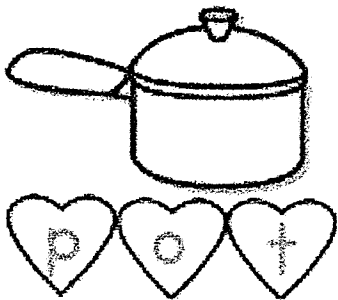
a	b	c	d
e	f	g	h
i	j	k	l
m	n		
o	p	q	r
s	t	u	v
w	x	y	z

©ABC Writing Papers

Name: _____



Say the name of each picture. Stretch out the word, and write it on the lines.



p o t


















Name: _____

Label the Picture 1


Use the words in the box to label the parts of a picture.

cat	wagon	dog	boy	flowers
-----	-------	-----	-----	---------



© United Teaching 2014

Name: _____



Trace the numbers to 20.

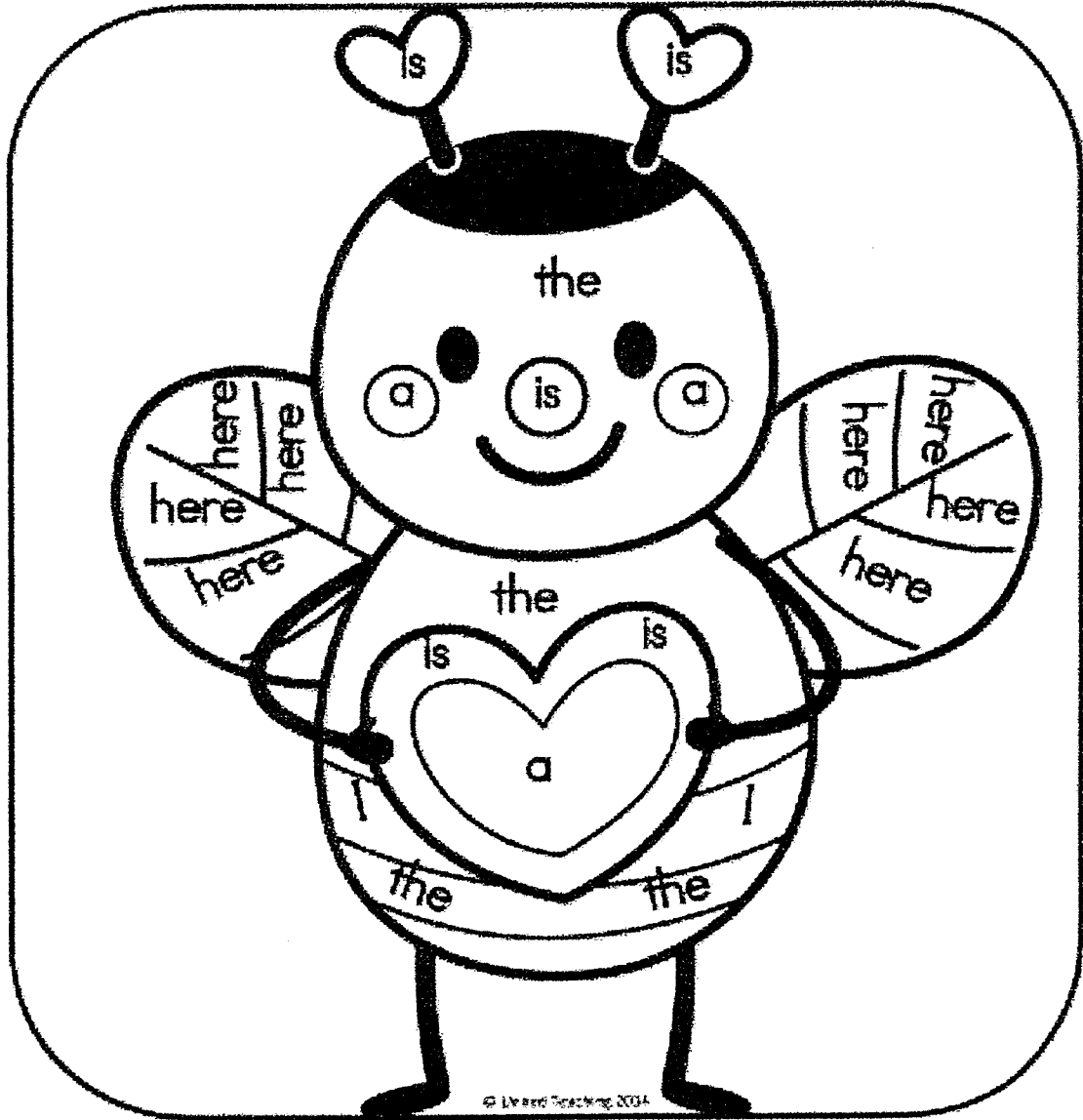
1	2	3	4	5
6	7	8	9	10
11	12	13	14	15
16	17	18	19	20

©2014, 2011


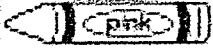



W.K.3c

Name: _____

Color by Sight Words



© Linda Ward Beeching, 2014

is	a	the	I	here
				


too

_____	_____
_____	_____
_____	_____
_____	_____

Circle the word too

too	what	too	what
what	too	what	have
too	have	what	too

She likes the color
green _____.



Keep your handwriting practice

Who has red socks?

Who has red socks?

has Who socks? red



Sight word activity sheet. Sight words are some of the most frequently used words in our language, but are hard to sound out. They are best learned by "sight."

Decorate the sight word any way you like! Add ears, eyes and a tail to turn it into an animal, make patterns, or just color it in. When your child is done, hang it up so they can see it each day.


little

Trace the sight word.

little little little little

Find the word "for" in the boxes below and circle it or color in the box.

little	blue	can	little	little	find
and	jump	little	down	find	look

 Cut and glue to spell the sight word.

GLUE IT

little

little










FF.K.2a

Name: _____

Middle Sounds


a e i o u

Look at the picture. Color the middle sound.


	<p>o</p> <p>e</p> <p>i</p>		<p>u</p> <p>a</p> <p>e</p>		<p>o</p> <p>u</p> <p>a</p>
	<p>a</p> <p>i</p> <p>e</p>		<p>u</p> <p>o</p> <p>i</p>		<p>o</p> <p>e</p> <p>i</p>
	<p>a</p> <p>i</p> <p>o</p>		<p>e</p> <p>a</p> <p>u</p>		<p>o</p> <p>e</p> <p>i</p>

© United Teaching 2014


Name: _____





Say the name of each picture. Stretch out the word, and write it on the lines.

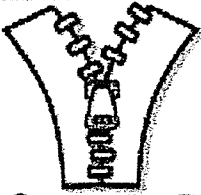


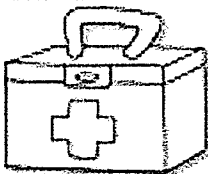
s i t




















© Little Activities, 2021

LETTER MATCHING Name _____

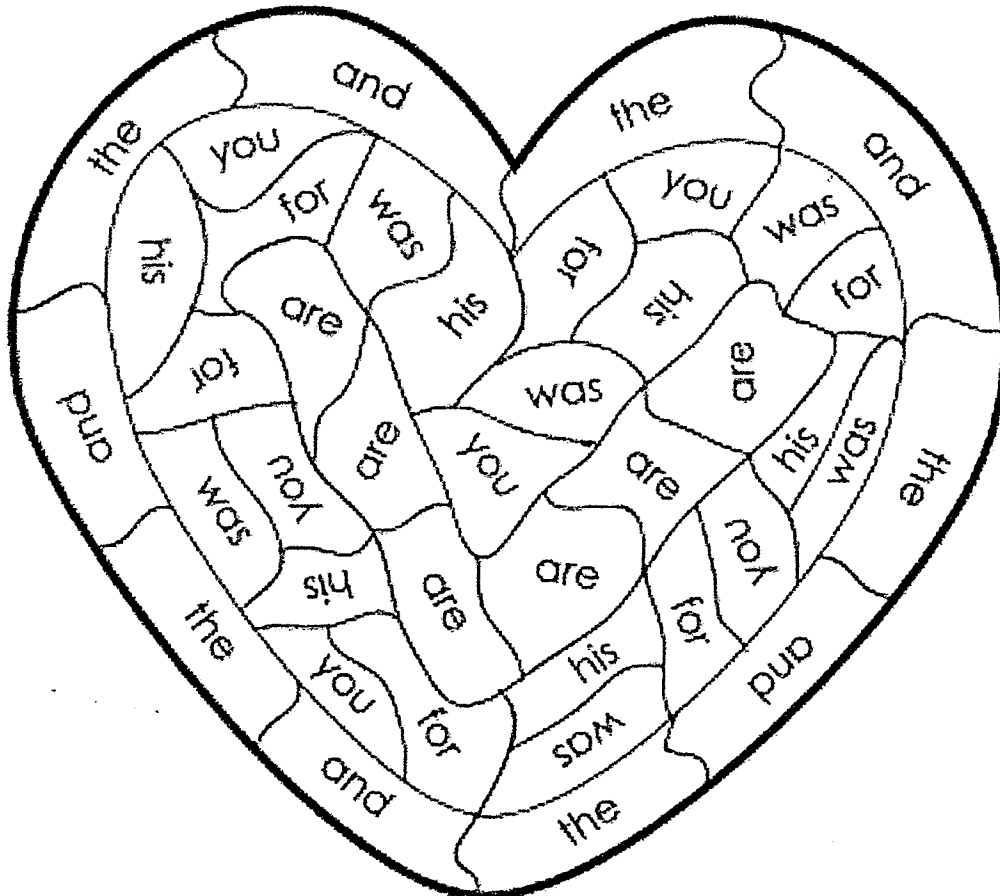
Cut and paste to match the uppercase and lowercase letters.

©2012 HFW & PUBLISHER

s y w u
v t z x

Name: _____

COLOR MY VALENTINE!



Find each word in the heart and color the space using the key below.

you: purple
and: light blue
the: dark blue

for: yellow
was: orange

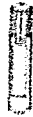
his: green
are: pink

© 2011 by Mrs. E. J. ...

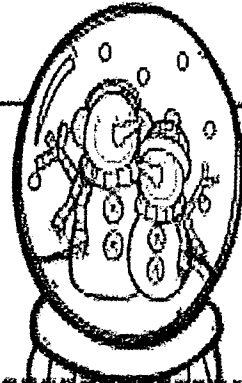
Name: _____



Cut.



Glue the missing numbers.



7		9		11
---	--	---	--	----

	17	18	19	
--	----	----	----	--

1	2		4	
---	---	--	---	--

		14	15	16
--	--	----	----	----

5	10
20	12
8	16
13	3

© 2014