

Kindergarten Guided Reading Packet



Trimester 2

March 1, 2021 – March 5th, 2021

Name: _____


saw

there

from

Name: _____

Super Sight Word:



Find and circle it

from fly from
know from from
from live this

Trace it

from
from

Color it

1=red 2=blue
3=yellow 4=black

from

Highlight it

from	every	from	from
any	from	from	him
from	fly	how	from

Put it in a sentence

This card is _____ her.
Is that _____ his Mom?

Box it up

f from

Build it

f m r o

Name: _____

Super Sight Word:



Find and circle it

there like there
all there that
there there under

Trace it

there
there

Color 1=green 2=black
3=blue 4=red 5=pink

there

Highlight it

there	want	there	they
ride	there	there	this
there	well	was	there

Put it in a sentence

How do we get _____?
I went _____, too.

Box it up

there

Build it

--	--	--	--	--	--


e t e h r

Name _____

saw

Read and trace the word

saw saw saw saw



Cut out the words and match them to the sentence

We saw a crab.

Copy the sentence

© Brenda Fitzpatrick 2011

saw a crab. We

Name: _____


I can label The Cat In The Hat!



WRITE

glove	hat	mouth	ear	paw
tail	nose	bow tie	leg	eye

Trace the days of the week.



Monday

Tuesday

Wednesday

Thursday

Friday

Saturday

Sunday




Name _____

Read the sentence. Find the word that is missing. Cut and paste the word in the box.

The cat has a

It is white and

I can the cat and his hat.



Draw a picture.

see

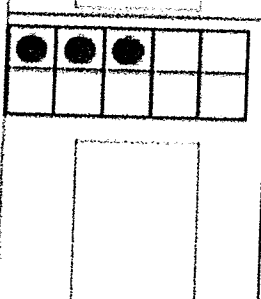

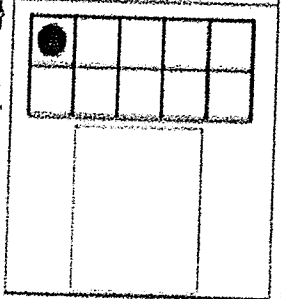
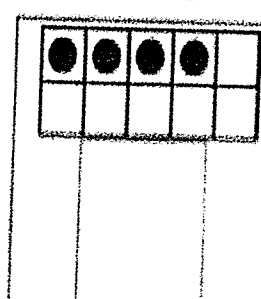
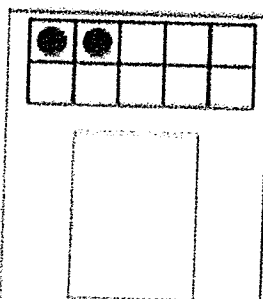
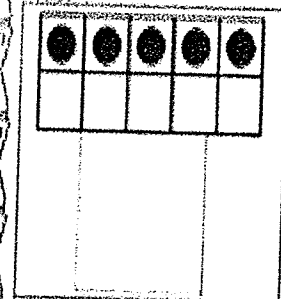
hat

red

Dr. Seuss Ten Frames

Name _____

Directions: Cut and paste to match the numbers to the ten frames.



2

4

5

1









3

Ready Set Think 2011

Name: _____

Before & After

Fill in the numbers that come before and after



© 1997 ABCmouse.com

Name: _____







Color	saw	there	from
Red	saw	there	from
Orange	saw	there	from
Yellow	saw	there	from
Green	saw	there	from
Blue	saw	there	from
Purple	saw	there	from
Pink	saw	there	from

Nome _____

Rhyming Pairs



Cut, paste and color the rhyming pairs



Dr. Seuss Ten Frames



Name _____

Directions: Cut and paste to match the numbers to the ten frames.



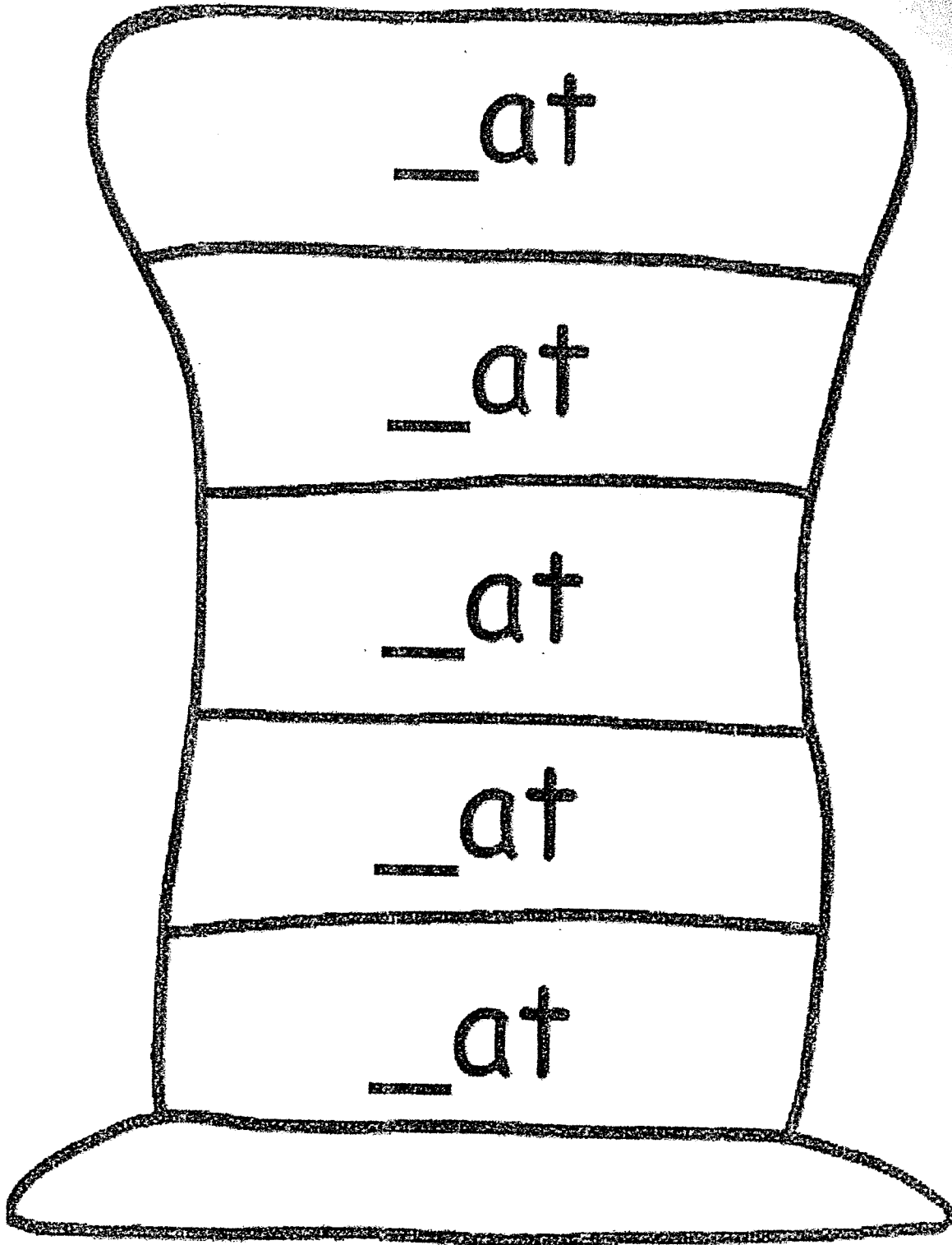
● ● ● ● ●	● ● ● ● ●
●	
● ● ● ● ●	● ● ● ● ●
● ● ● ● ●	

● ● ● ● ●	● ● ● ● ●
● ● ● ● ●	● ● ● ● ●

● ● ● ● ●	● ● ● ● ●
● ●	
● ● ● ● ●	● ● ● ● ●
● ● ● ● ●	● ● ● ● ●

8
10
6
9
7

Ready Set Think 2019



Name: _____ Date: _____

Sentence Scramble #16


Directions: Cut and put the puzzles together. Copy the sentence.

--	--	--	--	--



© Creative Child Press 2014

The is bus school yellow.




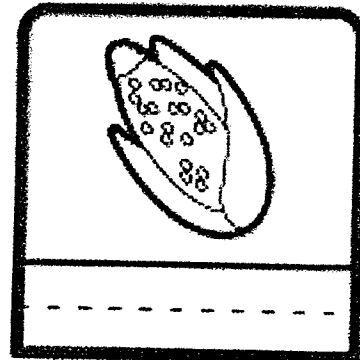
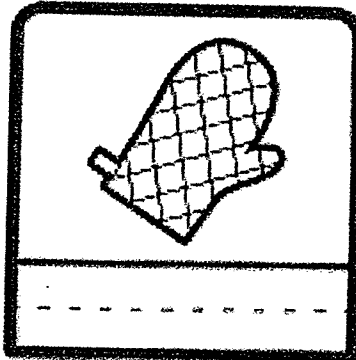






NAME _____

SPOT AND SPELL

Find the name that belongs with each object. Write the name on the line below.

hug dad set sip fed cup pan ham mit



© Fox & Wolf 2012


Name _____

Read the sentence. Find the word that is missing. Cut and paste the word in the box.

The has socks.

He puts a sock on his .

The fox likes his .




Draw a picture.

foot

fox

sock



Name: _____

Trace the sight word

from

Write the sight word

Find and underline the sight word.

a	a	from
from	a	a
a	from	a

Color the sight word

from

Fill in the missing letters

f			m
---	--	--	---

		o	
--	--	---	--

Read each sentence and underline the sight word.

I have candy from my sister.

My hands are cold from being outside.

Cut out the letters below to make the sight word.

--	--	--	--	--

o m f r




Find and shade: 'there'

e	k	u	f
s	g	w	e
a	v	e	r
u	t	h	l


Trace



Copy




Write




Underline the sight word: 'there'

1. It is over there!
2. There are some birds in the cage.



Find and circle






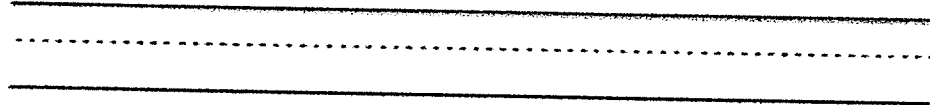
Find and shade: 'saw'

k	s	f
l	a	w
n	u	p

Trace



Copy




Write




Underline the sight word 'saw'

1. We saw the stop sign.
2. Henry saw her in the car.











Find and circle



Copyright © 2010 by Heidi Feathering

Word Ladders - ad

Name _____

Say It	Glue It 	Write It 	
		_____ _____ _____	sad
		_____ _____ _____	lad
		_____ _____ _____	dad
		_____ _____ _____	mad
		_____ _____ _____	bad
		_____ _____ _____	pad

20

Name _____



Number Worksheet
Count to Twenty (20)

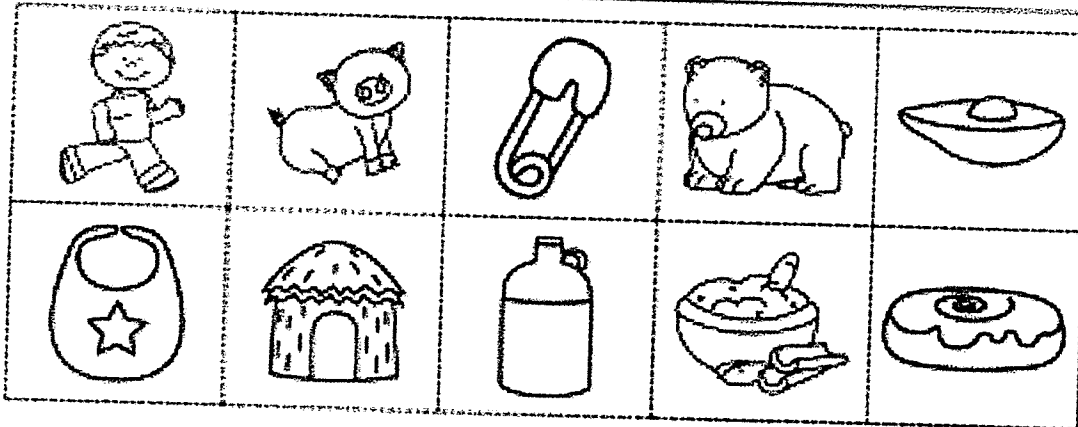
Practice counting to twenty (20) by filling in the missing numbers below.

		3		
	7			
11				15
		18		

Name _____

Short Vowels i/u

i 	u 



Lunch Box Lessons, Copyright © 2017


Name _____

Read the sentence. Find the word that is missing. Cut and paste the word in the box.

The fish in the bowl.

There are fish.

They are and .



Draw a picture.


red

two

swim

blue

Name: _____










Color



Trace



Write

Red 	saw	saw	_____
Orange 	saw	saw	_____
Yellow 	saw	saw	_____
Green 	saw	saw	_____
Blue 	saw	saw	_____
Purple 	saw	saw	_____
Black 	saw	saw	_____

© The Teacher's Table


Name: _____

1. Color the sight word there



there there

2. Trace + Write the sight word there



there there

_____	_____
-----	-----
_____	_____

3. Color the boxes with the sight word there

want	she	there	there	there	she
there	there	but	there	there	want
there	but	want	she	but	there

4. Cut + Paste the letters into the boxes to make the sight word there

					e	h	r	e	t
--	--	--	--	--	---	---	---	---	---

© H. Goodie & The Education Co.



Name: _____

Trace the numbers.


1 2 3 4 5 6 7

8 9 10 11 12 13

14 15 16 17 18



19 20 21 22

23 24 25



1		3	
	6		8
9	10		12

2 4 5 7 11



Name: _____

Date: _____

Sentence Scramble #10

Directions: Cut and put the puzzles together. Copy the sentence.

--	--	--	--	--



© Good and Beautiful 2015

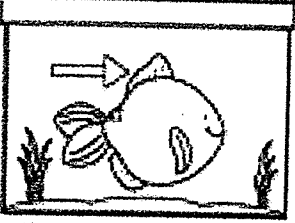

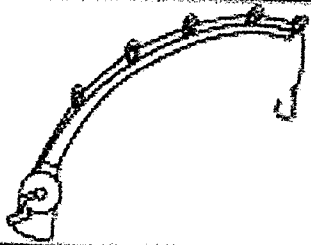



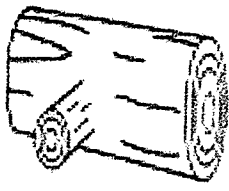
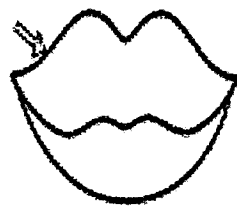
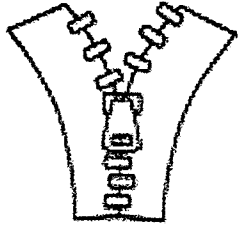
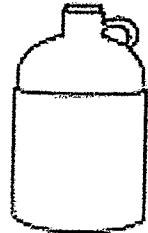
We little catch can fish.

Name: _____

BEGINNING SOUNDS

Color the beginning sound for each picture



	<p>u f</p> <p>b o</p>		<p>m n</p> <p>a v</p>
	<p>t b</p> <p>r z</p>		<p>g m</p> <p>l t</p>
	<p>r h</p> <p>a c</p>		<p>w c</p> <p>j a</p>
	<p>l i</p> <p>a s</p>		<p>x l</p> <p>j d</p>
	<p>y k</p> <p>z q</p>		<p>j e</p> <p>f p</p>

SEIZZ INTO KINDER


Name _____

Read the sentence. Find the word that is missing. Cut and paste the word in the box.

The is white.

The egg is .

I eat the egg with .




Draw a picture.

egg


ham

green

Name _____










Color



Trace



Write

Red 	there	there	_____
Orange 	there	there	_____
Yellow 	there	there	_____
Green 	there	there	_____
Blue 	there	there	_____
Purple 	there	there	_____
Black 	there	there	_____

© E. Trovati © The Kinder-Krew


Name: _____

1 Color the sight word saw



saw saw

2 Trace + Write the sight word saw



saw

saw

saw

3 Color the boxes with the sight word saw

own	make	saw	please	own	saw
saw	make	saw	saw	make	please
please	saw	own	saw	saw	saw









4 Cut + Paste the letters into the boxes to make the sight word saw






			w	s	a
--	--	--	---	---	---

© 2020 by The Literacy Tree

Word Ladders - ap

Name _____

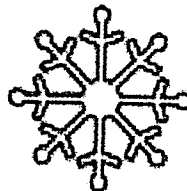












Say It	Glue It 	Write It 	
		<hr/> <hr/> <hr/>	nap
		<hr/> <hr/> <hr/>	cap
		<hr/> <hr/> <hr/>	tap
		<hr/> <hr/> <hr/>	gap
		<hr/> <hr/> <hr/>	map
		<hr/> <hr/> <hr/>	sap

Name: _____

Which is greater?

Color or dot the number that is greater.



© 2012 THERAPY

name: _____

COLOR THE FOLLOWING NUMBERS TO REVEAL A PICTURE.
--

Red: 3, 4, 5, 6, 7, 8, 23, 24, 25, 26, 27, 28, 43, 44, 45,
46, 47, 48

Black: 52, 53, 58, 59, 61, 62, 64, 67, 69, 70, 71, 72, 79, 80, 82, 89,
93, 94, 95, 96, 97, 98













1	2	3	4	5	6	7	8	9	10
11	12	13	14	15	16	17	18	19	20
21	22	23	24	25	26	27	28	29	30
31	32	33	34	35	36	37	38	39	40
41	42	43	44	45	46	47	48	49	50
51	52	53	54	55	56	57	58	59	60
61	62	63	64	65	66	67	68	69	70
71	72	73	74	75	76	77	78	79	80
81	82	83	84	85	86	87	88	89	90
91	92	93	94	95	96	97	98	99	100

Name: _____



Medial Sounds

Write the medial sound of the words

	f ___ g		l ___ d
	g ___ m		r ___ g
	d ___ n		t ___ b
	p ___ t		w ___ t
	p ___ d		b ___ s
	m ___ x		s ___ n



©SUZZY WILCO KINDEY

Name: _____

I can label!
Sam-I-am!



cut & glue



eye	foot	hand	nose	neck
head	stomach	mouth	arm	hat