




Name \_\_\_\_\_



## Kindergarten Reading Mastery Packet Remote Learning Packet

### Week 23



Dear Educator,

My signature is proof that I have reviewed my scholar's work and supported him to the best of my ability to complete all assignments.


\_\_\_\_\_  
(Parent Signature)

\_\_\_\_\_  
(Date)

Parents please note that all academic packets are also available on our website at [www.brighterchoice.org](http://www.brighterchoice.org) under the heading "Remote Learning." All academic packet assignments are mandatory and must be completed by all scholars.



**Day # 1**



Name: \_\_\_\_\_ Week 23 Day 1: Date: \_\_\_\_\_

BCCS-B

SUNY Cortland SUNY Morrisville

**Directions:** Say the name of each picture. Match the sound to the correct letter.



Aa  
Bb  
Cc  
Dd  
Ee  
Ff  
Gg  
Hh  
Ii  
Jj  
Kk  
Ll  
Mm



Nn  
Oo  
Pp  
Qq  
Rr  
Ss  
Tt  
Uu  
Vv  
Ww  
Xx  
Yy  
Zz

Name: \_\_\_\_\_ Week 23 Day 1: Date: \_\_\_\_\_

BCCS-B

SUNY Cortland SUNY Morrisville

NAME: \_\_\_\_\_

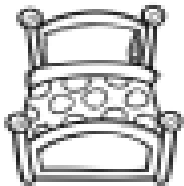
# BEGINNING SOUND:

# Bb

TRACE:

Bb Bb Bb Bb Bb

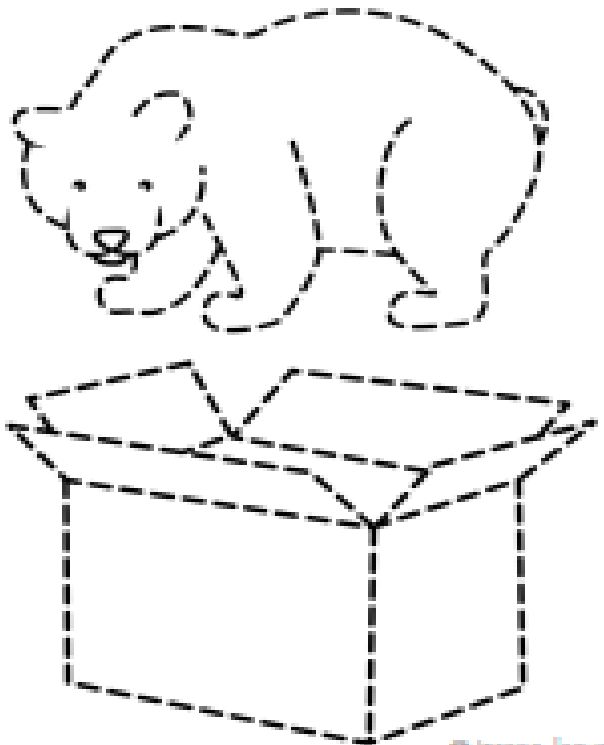
COLOR the **B** PICTURES:



DRAW A PICTURE THAT  
BEGINS WITH **B**

write the word

TRACE AND COLOR



©Jazzes Trax

Read the passage below. Answer the questions.

# Henry Box Brown

Henry Box Brown was a slave. He wanted to escape to be free. So Henry mailed himself in a wooden box. He went to Pennsylvania. Twenty-seven days later, he was there!



1. What was Henry Brown before he escaped?

-----

2. How did he escape?


-----

3. How long did it take Henry to get to Pennsylvania?

-----



**Day # 2**





















Name: \_\_\_\_\_ Week 23 Day 2: Date: \_\_\_\_\_

BCCS-B

SUNY Cortland SUNY Morrisville

**Directions:** Say the name of each picture. Circle the letter that matches the initial sound.

					
g f s	n t b	a i e	c h b	d t f	l y c
					
h c r	n m h	r h f	d b p	s w g	m n h
					
b p d	f b r	j t l	s z k	s c r	d f b

Name: \_\_\_\_\_ Week 23 Day 2: Date: \_\_\_\_\_

BCCS-B

SUNY Cortland SUNY Morrisville

NAME: \_\_\_\_\_





BEGINNING SOUND:

**Dd**

TRACE:

D d D d D d D d D d


COLOR THE **D** PICTURES:



DRAW A PICTURE THAT  
BEGINS WITH **D**.

write the word

TRACE AND COLOR



©2008 First



Name: \_\_\_\_\_ Week 23 Day 2: Date: \_\_\_\_\_

BCCS-B

SUNY Cortland SUNY Morrisville

**BLACK History Month**

Louis Armstrong was a famous African American jazz player. He played the trumpet, wrote music, and sang.


Directions: Look at each picture word. Circle the vowel key that is the middle sound for the word.

Name \_\_\_\_\_

©Cara Taylor



**Day # 3**



















Name: \_\_\_\_\_ Week 23 Day 3: Date: \_\_\_\_\_

BCCS-B

SUNY Cortland SUNY Morrisville

**Directions:** Circle the letter that makes the same sound as the picture.

					
g f s	n t b	a i e	c h b	d t f	h k g
					
h k t	n w h	r h f	d m p	s w g	m n h
					
b p d	p b r	j t l	s z k	b d p	d f b

Name: \_\_\_\_\_ Week 23 Day 3: Date: \_\_\_\_\_

BCCS-B

SUNY Cortland SUNY Morrisville

NAME: \_\_\_\_\_

# BEGINNING SOUND:

# Pp

TRACE:

Pp Pp Pp Pp Pp Pp Pp Pp


COLOR THE **P** PICTURES:



DRAW A PICTURE THAT  
BEGINS WITH **P**.

write the word

TRACE AND COLOR



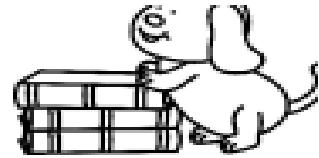
©Jazzes Trax

Name: \_\_\_\_\_ Week 23 Day 3: Date: \_\_\_\_\_

BCCS-B

SUNY Cortland SUNY Morrisville

Read the text 3 times. Color a star after each time you read.



I wake up. I get out of bed.  
I feed my dog.  
The dog licks my hand.



Answer each question.

1. I get out of \_\_\_\_\_ .

- (A) car     (B) bed     (C) van

2. I feed my \_\_\_\_\_ .

- (A) dog     (B) fish     (C) cat

3. What does the dog do?

\_\_\_\_\_

.....


\_\_\_\_\_

.....

\_\_\_\_\_



**Day # 4**



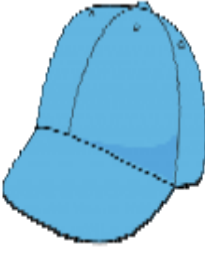

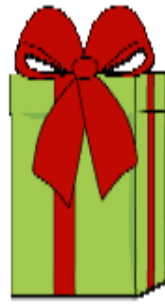















Name: \_\_\_\_\_ Week 23 Day 4: Date: \_\_\_\_\_

BCCS-B

SUNY Cortland SUNY Morrisville

**Directions:** Circle the letter for the ending sound of each picture.

					
g f s	n t b	t k r	t h s	d t f	h k g
					
h l t	n w h	r h f	d m p	s w g	m n h
					
d p g	h t r	j t l	s r n	b d p	d f b

Name: \_\_\_\_\_ Week 23 Day 4: Date: \_\_\_\_\_

BCCS-B

SUNY Cortland SUNY Morrisville


NAME: \_\_\_\_\_

# BEGINNING SOUND: Gg


TRACE:

Gg Gg Gg Gg Gg

COLOR THE **G** PICTURES:

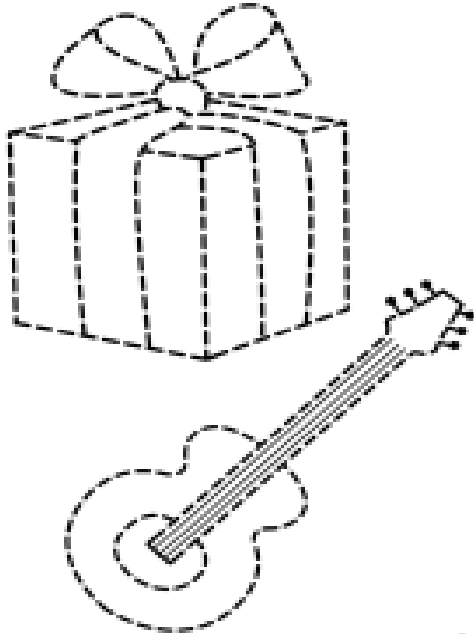


**DRAW A PICTURE THAT BEGINS WITH **G****



write the word

**TRACE AND COLOR**



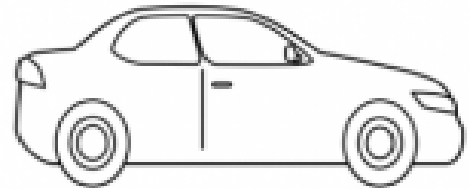
©Jessica Trave



## Jim and Kim Go Fast

Jim and Kim get in the car.

The car is big and red.



Jim says go. Kim hits the gas.

Jim and Kim go fast! Jim says stop.



1. What color is the car?

black

red

2. Who hits the gas?

Jim

Kim

3. What does Jim say first?

go

stop

Write the word.

\_\_\_\_\_

go

Talk About The Text


(Parents, please ask your child these questions about the text.)

Who is driving the car?

How do you know?



**Day # 5**




















Name: \_\_\_\_\_ Week 23 Day 5: Date: \_\_\_\_\_

BCCS-B

SUNY Cortland SUNY Morrisville

**Directions:** Circle the letter for the ending sound.

					
l f s	n t b	n m r	g n m	d t f	h k g
					
h k t	n w h	d h f	t m n	s w g	m n h
					
b p d	p b g	j t l	g d r	b d p	d f b

Name: \_\_\_\_\_ Week 23 Day 5: Date: \_\_\_\_\_

BCCS-B


SUNY Cortland SUNY Morrisville

NAME: \_\_\_\_\_

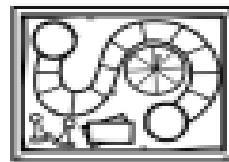
# BEGINNING SOUND:



TRACE:



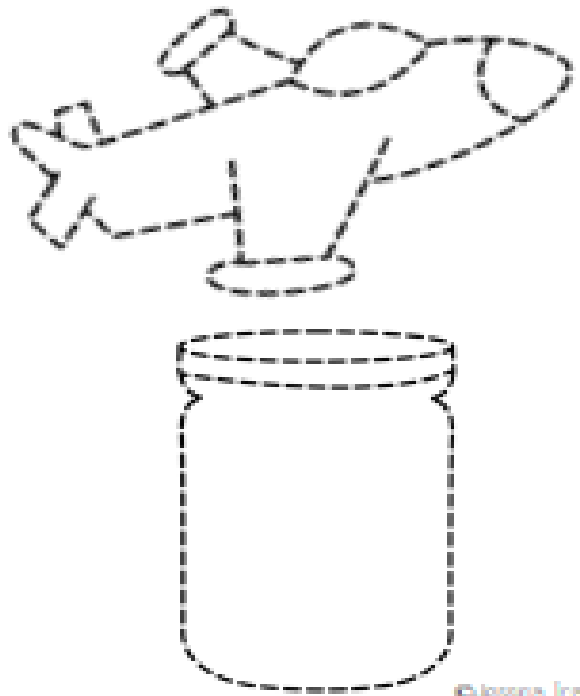
COLOR THE **J** PICTURES:



DRAW A PICTURE THAT  
BEGINS WITH **J**

write the word

TRACE AND COLOR:



©Jessica Innes


# The Sun

The sun is up in the sky.

It is a big yellow star.

The sun is made of hot gas.

Do not look at the sun. It is bad for your eyes.



1. What is the sun?

a star

a rock

2. Should you look at the sun?

yes

no


3. What is the sun made of?

gas

gum



Color the sun.



Talk About The Text

(Parents, please ask your child these questions about the text.)

Why shouldn't you look at the sun?



Name \_\_\_\_\_



## Kindergarten Reading Mastery Packet Remote Learning Packet

### Week 24



Dear Educator,

My signature is proof that I have reviewed my scholar's work and supported him to the best of my ability to complete all assignments.


\_\_\_\_\_  
(Parent Signature)

\_\_\_\_\_  
(Date)

Parents please note that all academic packets are also available on our website at [www.brighterchoice.org](http://www.brighterchoice.org) under the heading "Remote Learning." All academic packet assignments are mandatory and must be completed by all scholars.



**Day # 1**


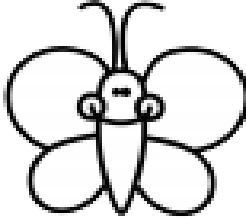




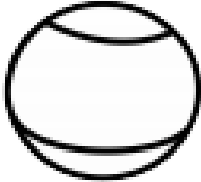







Name: \_\_\_\_\_ Week 24 Day 1: Date: \_\_\_\_\_

BCCS-B

SUNY Cortland SUNY Morrisville

**Directions:** Say the name of each picture and write the beginning sound.

 _____	 _____	 _____
 _____	 _____	 _____
 _____	 _____	 _____
 _____	 _____	 _____



Name: \_\_\_\_\_ Week 24 Day 1: Date: \_\_\_\_\_

BCCS-B

SUNY Cortland SUNY Morrisville

NAME: \_\_\_\_\_

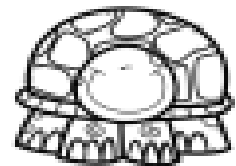


# BEGINNING SOUND:

# Cc

TRACE:



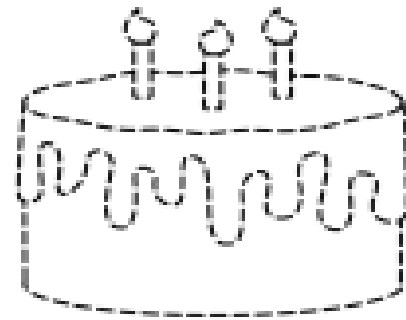
COLOR THE C PICTURES:





DRAW A PICTURE THAT  
BEGINS WITH C

write the word

TRACE AND COLOR




©Jazzes Trax

At the Farm	
<p>I went to the farm. I saw a pig. The pig was in the mud. I saw a cow too! The cow was in the grass.</p>	 

<p><b>1.</b> Where did I go?</p>	<p><input type="checkbox"/> to the farm <input type="checkbox"/> to the zoo <input type="checkbox"/> to school</p>
<p><b>2.</b> Where was the cow?</p>	<p><input type="checkbox"/> in the grass <input type="checkbox"/> in the tree <input type="checkbox"/> in the mud</p>
<p><b>3.</b> Where was the pig?</p>	<p><input type="checkbox"/> in the house <input type="checkbox"/> on the bed <input type="checkbox"/> in the mud</p>



**Day # 2**





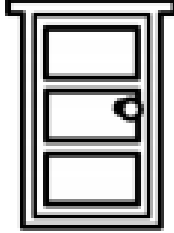









Name: \_\_\_\_\_ Week 24 Day 2: Date: \_\_\_\_\_

BCCS-B

SUNY Cortland SUNY Morrisville

**Directions:** Say the name of each picture and write the sound it begins with.

Name: \_\_\_\_\_ Week 24 Day 2: Date: \_\_\_\_\_

BCCS-B

SUNY Cortland SUNY Morrisville

NAME: \_\_\_\_\_

BEGINNING SOUND: **Kk**

TRACE:



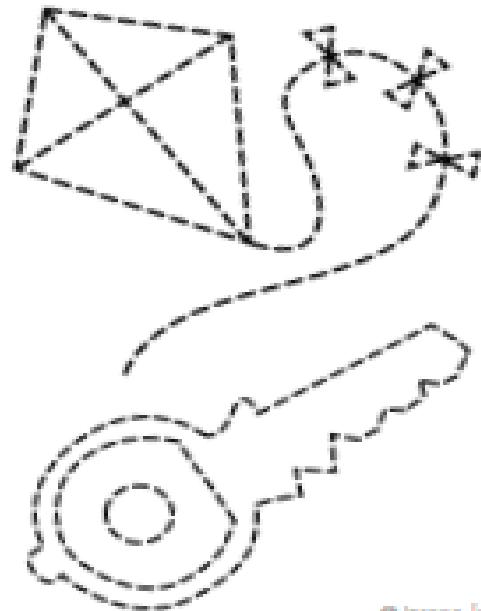
COLOR THE **K** PICTURES:



DRAW A PICTURE THAT  
BEGINS WITH **K**

write the word

TRACE AND COLOR



©Jessie Trave

Name: \_\_\_\_\_ Week 24 Day 2: Date: \_\_\_\_\_

BCCS-B

SUNY Cortland SUNY Morrisville

**Directions:** Read the story. Complete the questions at the bottom of the page.

## A Baker


This is John. John is a baker. He loves to bake. John baked an apple pie. He will share the pie with his family.



<b>1.</b> What is John's job?	<input type="checkbox"/> baker <input type="checkbox"/> teacher <input type="checkbox"/> actor
<b>2.</b> What did John bake?	<input type="checkbox"/> a cake <input type="checkbox"/> cookies <input type="checkbox"/> a pie
<b>3.</b> Who will he share with?	<input type="checkbox"/> his dog <input type="checkbox"/> Beth <input type="checkbox"/> his family



**Day # 3**

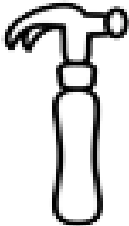
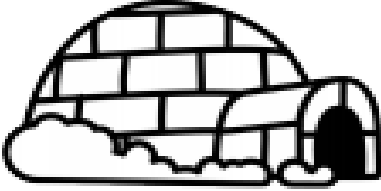
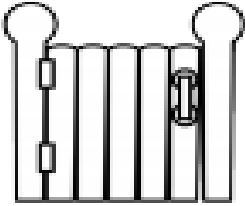











Name: \_\_\_\_\_ Week 24 Day 3: Date: \_\_\_\_\_

BCCS-B

SUNY Cortland SUNY Morrisville

**Directions:** Say the name of each picture and write the beginning sound.

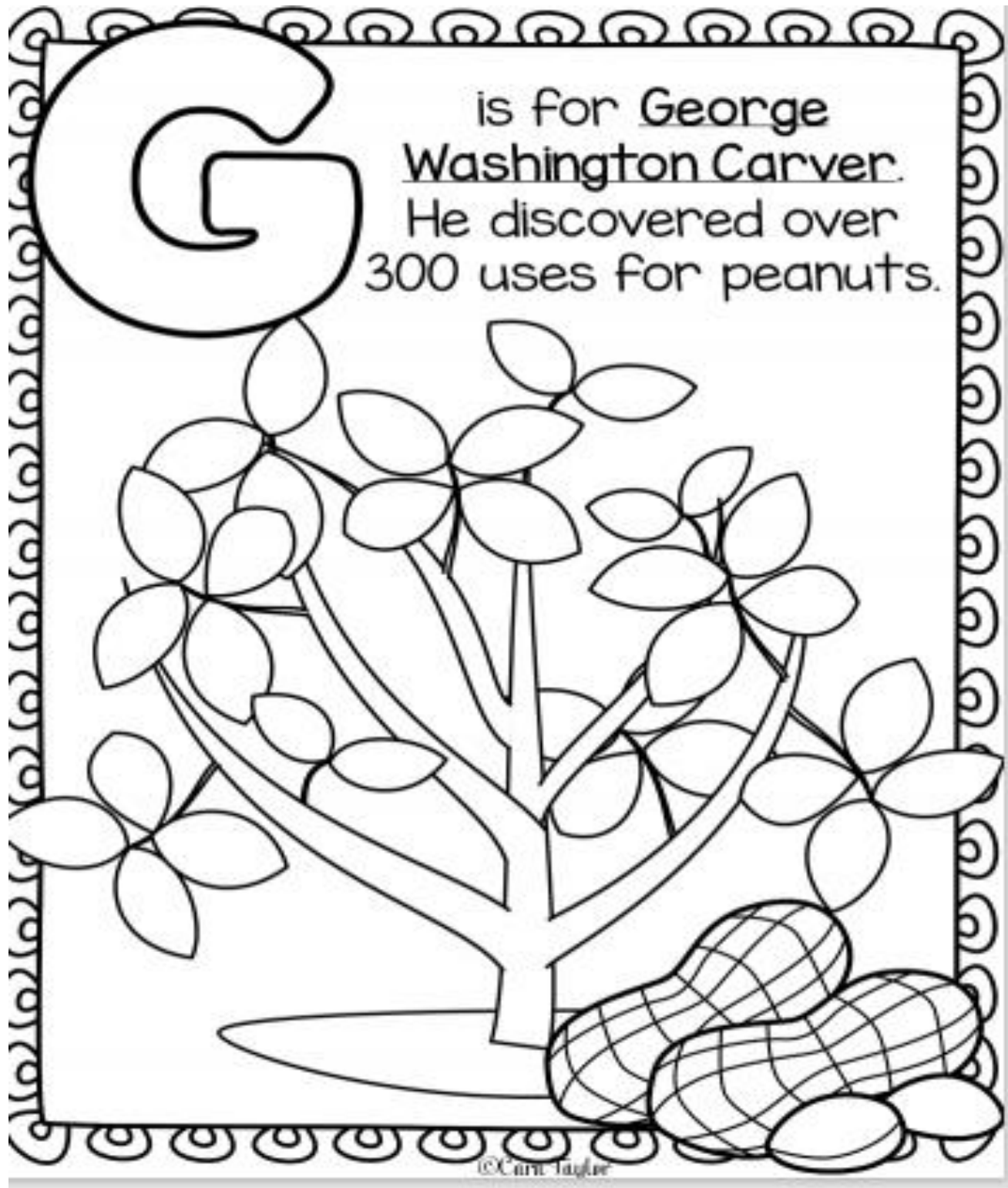
 _____ .....	 _____ .....	 _____ .....
 _____ .....	 _____ .....	 _____ .....
 _____ .....	 _____ .....	 _____ .....
 _____ .....	 _____ .....	 _____ .....



Name: \_\_\_\_\_ Week 24 Day 3: Date: \_\_\_\_\_

BCCS-B

SUNY Cortland SUNY Morrisville



Name: \_\_\_\_\_ Week 24 Day 3: Date: \_\_\_\_\_


BCCS-B

SUNY Cortland SUNY Morrisville

**Directions:** Read the story. Complete the questions at the bottom of the page.

## In the Box

I see a box. What is in the box? I see a red fox. The fox is in the box. Do you see the fox in the box?



1.

What do I see?

- a cat
- a fox
- a dog

2.

What color is it?

- red
- green
- orange


3.

Where is it?

- in the tree
- in the box
- in the car



**Day # 4**






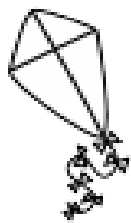


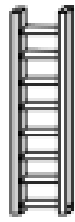
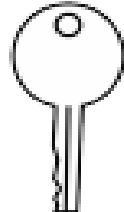




Name: \_\_\_\_\_ Week 24 Day 4: Date: \_\_\_\_\_

BCCS-B

SUNY Cortland SUNY Morrisville

**Directions:** Say the name of each picture and write the beginning sound.

		
<hr/> <hr/>	<hr/> <hr/>	<hr/> <hr/>
		
<hr/> <hr/>	<hr/> <hr/>	<hr/> <hr/>
		
<hr/> <hr/>	<hr/> <hr/>	<hr/> <hr/>
		
<hr/> <hr/>	<hr/> <hr/>	<hr/> <hr/>

Name: \_\_\_\_\_ Week 24 Day 4: Date: \_\_\_\_\_

BCCS-B

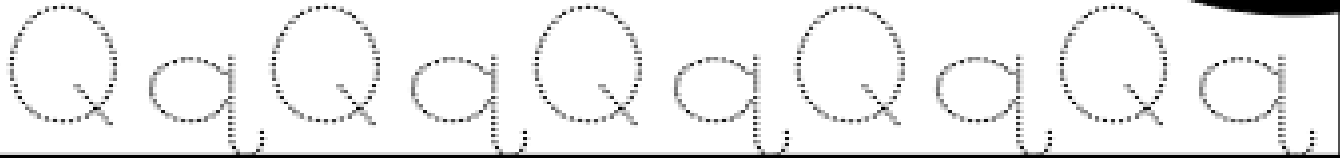
SUNY Cortland SUNY Morrisville

NAME: \_\_\_\_\_

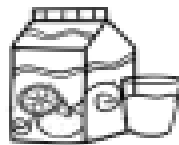
BEGINNING SOUND:

**Qq**

TRACE:





COLOR THE **Q** PICTURES:



DRAW A PICTURE THAT  
BEGINS WITH **Q**

WRITE THE WORD

TRACE AND COLOR



©JESSICA TRAVIS

Name: \_\_\_\_\_ Week 24 Day 4: Date: \_\_\_\_\_

BCCS-B

SUNY Cortland SUNY Morrisville

**Directions:** Read the story. Complete the questions at the bottom of the page.

Read the text 3 times. Color a star after each time you read.



Here is little Tom.  
Little Tom is on the bus.  
The bus is big and yellow.




Answer each question.

1. Here is \_\_\_\_\_ Tom.  
 (A) big     (B) yellow     (C) little
2. Tom is on the \_\_\_\_\_.  
 (A) tub     (B) bus     (C) box
3. The bus is big and \_\_\_\_\_.  
 (A) red     (B) blue     (C) yellow

Draw your own picture to match the text.



**Day # 5**



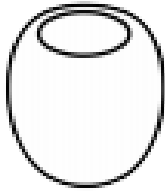







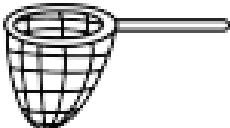



Name: \_\_\_\_\_ Week 24 Day 5: Date: \_\_\_\_\_

BCCS-B

SUNY Cortland SUNY Morrisville

**Directions:** Say the name of each picture and write the beginning sound for each.



Name: \_\_\_\_\_ Week 24 Day 5: Date: \_\_\_\_\_

BCCS-B

SUNY Cortland SUNY Morrisville

NAME: \_\_\_\_\_

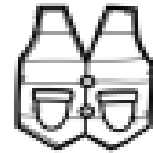
BEGINNING SOUND:

Vv

TRACE:




COLOR THE V PICTURES:



DRAW A PICTURE THAT  
BEGINS WITH V:

TRACE AND COLOR:



©2008 Invas

Name: \_\_\_\_\_ Week 24 Day 5: Date: \_\_\_\_\_

BCCS-B

SUNY Cortland SUNY Morrisville

**Directions:** Read the story. Complete the questions at the bottom of the page.

Name \_\_\_\_\_

Read the text 3 times. Color a star after each time you read.



Look at my dog.  
My dog is black.  
He can run fast.



Answer each question.

1. Look at my \_\_\_\_\_ .

(A) dog (B) cat (C) fox

2. My dog can \_\_\_\_\_ fast.

(A) jump (B) wag (C) run

3. My dog is \_\_\_\_\_ .

(A) red (B) black (C) blue

Draw your own picture to match the text.