


Kindergarten Work Packet Trimester 2



February 22nd, 2021 – February 26th, 2021

Name: _____

Sight Words

your

by

make



KRF3d: I can find sight words I know.













100th Day Celebration Song
(sung to the tune of "I've Been Working on the Railroad")

We've been working in our classroom
For 100 days
We've been working in our classroom
Here in the kindergarten
Rising early in the morning
Bring our books and pencils too,
Every day we come to Waterford
We learn something new!

100th day is here. Come on - give a cheer!
100th day is here. Hooray, hooray!
100th has come. Come on - join the fun!
100th day is here. Hooray!

Word Ladders

Name _____

Picture	Glue 	Write 	jet
		<hr/> <hr/> <hr/>	pet
		<hr/> <hr/> <hr/>	pot
		<hr/> <hr/> <hr/>	pit
		<hr/> <hr/> <hr/>	hit
		<hr/> <hr/> <hr/>	hot
		<hr/> <hr/> <hr/>	dot
		<hr/> <hr/> <hr/>	cot
		<hr/> <hr/> <hr/>	

©2014 by Linda Ward Beech, Scholastic Teaching Resources



WORKOUT TO 100



Directions: After each exercise, color each circle.
Count on as you go to get to 100.



1. Reach to the sky 10 times.



2. Touch your toes 10 times.



3. Jump high 10 times.



4. Hop on one foot 10 times.



5. Spin your arms in circles 10 times.



6. Do 10 jumping jacks.



7. Flap like a butterfly 10 times.



8. Stamp like a dinosaur 10 times.



9. Wiggle your body 10 times.



10. Spin around 10 times.


Date: 2-22-2021

KCC4c, 6, 7, KMD2: I can compare two numbers and state which is more/less.

Lesson 3.27 Practice Page #1

Name _____

Spin and draw a train with that number of cubes. Spin again, and draw another train.



_____ is less than _____

_____ is less than _____

_____ is more than _____

_____ is more than _____


Date: 2-22-2021

KCC4c, 6, 7, KMD2: I can compare two numbers and state which is more/less.

Lesson 3.27 Practice Page #2

Name _____

Roll a die and draw a train with that many cubes. Roll again, and draw another train.



_____ is less than _____

_____ is less than _____

_____ is more than _____

_____ is more than _____


Date: 2-22-2021

KR9: I can make a self-to-text-connection.

Name:

When I am 100

Date: 2-22-2021



Face Tracer

KR7: I can predict the end of the story.

Rattletrap Car

Name:


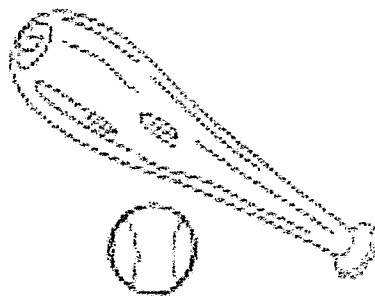
At the end of the
story I predict

Kit





Kit likes to sit
And dig in a pit.
Kit likes to sit.
She likes it more than a bit.

Kit will play with a bat.
She will get a big hit!
Kit has fun
When she can sit and hit.

-it
family




KRF2d: I can sound out and write CVC words.

<p>Set 16</p>  <p>h</p>	<p>Set 16</p> <p>it</p>
<p>Set 16</p>  <p>b</p>	<p>Set 16</p> <p>it</p>
<p>Set 16</p>  <p>p</p>	<p>Set 16</p> <p>it</p>
<p>Set 16</p>  <p>k</p>	<p>Set 16</p> <p>it</p>

KRF2d: I can sound out and write CVC words.

Name: _____

Say the name of each picture. Stretch out the word, and write it on the lines.



Three hearts containing the letters 'k', 'i', and 'd' respectively. Below the hearts are three horizontal lines for writing: a solid top line, a dashed middle line, and a solid bottom line.

Three empty hearts. Below the hearts are three horizontal lines for writing: a solid top line, a dashed middle line, and a solid bottom line.

Three empty hearts. Below the hearts are three horizontal lines for writing: a solid top line, a dashed middle line, and a solid bottom line.

Three empty hearts. Below the hearts are three horizontal lines for writing: a solid top line, a dashed middle line, and a solid bottom line.

Three empty hearts. Below the hearts are three horizontal lines for writing: a solid top line, a dashed middle line, and a solid bottom line.

Three empty hearts. Below the hearts are three horizontal lines for writing: a solid top line, a dashed middle line, and a solid bottom line.

Three empty hearts. Below the hearts are three horizontal lines for writing: a solid top line, a dashed middle line, and a solid bottom line.

Three empty hearts. Below the hearts are three horizontal lines for writing: a solid top line, a dashed middle line, and a solid bottom line.

Three empty hearts. Below the hearts are three horizontal lines for writing: a solid top line, a dashed middle line, and a solid bottom line.


2.5.2021

Little Puppies Poem

Our Puppies

by Evelyn Stein


Little ears as soft as silk,
Little teeth as white as milk,
Little noses cool and pink,
Little eyes that blink and blink,
Little bodies round and fat,
Little hearts that pit-a-pat,
Surely prettier puppies never
Were before nor can be ever!



Name : _____

Informational Writing

Observe the picture and write what you know about this animal



Capital letter

Spaces

Punctuation

Max Found Two Sticks


Name:

I can make music
with

Yum, Yum!





I like to have
A little pink gum.
When I have it
I say, "Yum, Yum!"

I will hum
And say, "Yum, Yum!"
When I can have
A little pink gum.



-um
family


KRF2d: I can sound out and write CVC words.

<p>Set 25</p>  <p>S U N</p>	<p>Set 25</p>
<p>Set 25</p>  <p>b u n</p>	<p>Set 25</p>
<p>Set 25</p>  <p>r u n</p>	<p>Set 25</p>
<p>Set 25</p>  <p>n u n</p>	<p>Set 25</p>



















© 2015 by Linda Ward Beech, Scholastic Teaching Resources

KRF2d:: I can sound out and write CVC words.

Name: _____




Say the name of each picture. Stretch out the word, and write it on the lines.

  _____ _____	  _____ _____	  _____ _____
  _____ _____	  _____ _____	  _____ _____
  _____ _____	  _____ _____	  _____ _____


KOA1, 3, 5: I can model composition and decomposition of numbers.

Number Bond

Lesson 1 Template 2



whole



part

part


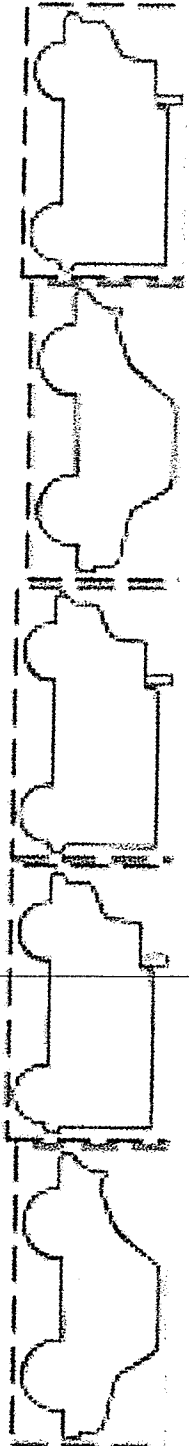
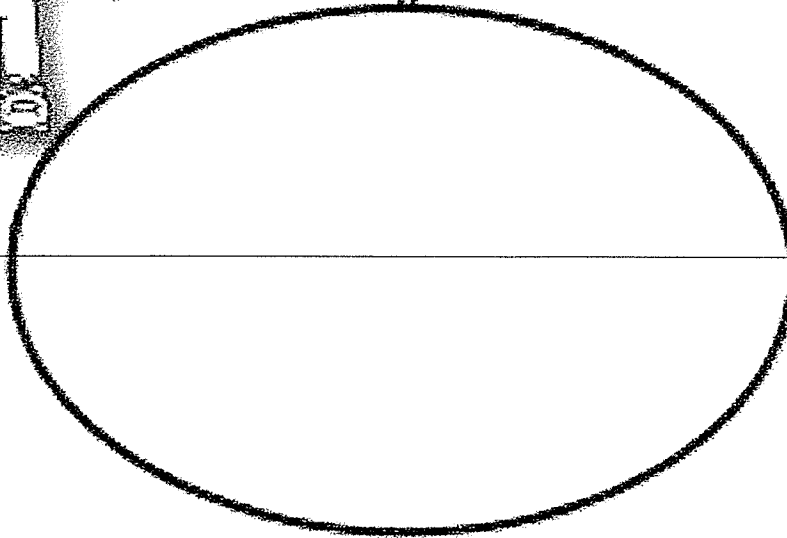

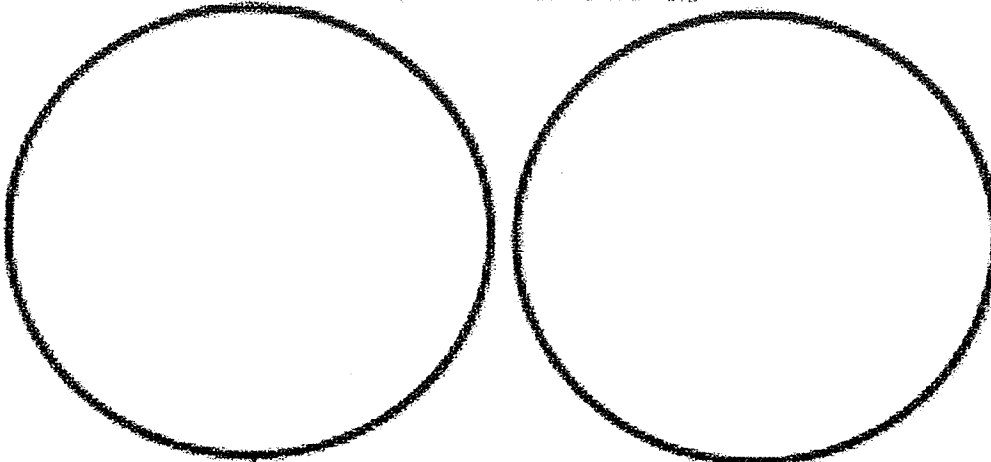
KOA1, 3, 5: I can model composition and decomposition of numbers.

Lesson 4.1 Practice Page

Name: _____

Date: _____


Cut out the shapes and put them into two parts. Glue each shape onto the top circles. Draw all the shapes in the bottom circle.



and



make



KOA1, 3, 5: I can model composition and decomposition of numbers.

Exit Ticket 4.1

Name _____

Date _____

Make a number bond for the pictures by drawing the shapes in each part.

The diagram shows a number bond structure with three empty ovals. Two ovals are positioned vertically on the left, connected by a line. A third oval is positioned to the right of the top-left oval, also connected by a line. To the right of the top oval is a drawing of a butterfly. To the right of the bottom oval is a drawing of two coins. To the right of the butterfly and coins is a number bond template consisting of three empty rounded rectangles. The first two rectangles are connected by the word "and", and the second and third are connected by the word "make".

Exit Ticket 4.1

Name _____

Date _____

3/20/21

2. FCU Template Reading

Our Kittens

By Elizabeth Stein

Our kittens have the softest fur,
And the sweetest little purr,
And such little velvet paws
With such cunning little claws,
And blue eyes, just like the sky!
(Must they turn green, by and by?)
Two are striped like tigers, three
Are as black as black can be,
And they run so fast and play
With their tails, and are so gay,
Is it not a pity that
Each must grow into a cat?




KW2: I can write facts about cats.

Name : _____

Informational Writing

Observe the picture and write what you know about this animal.



Capital letter

Spaces

Punctuation

KR7: I can write a prediction about the end of the story


Creak Said The Bed

Name:

At the end of the
story I predict

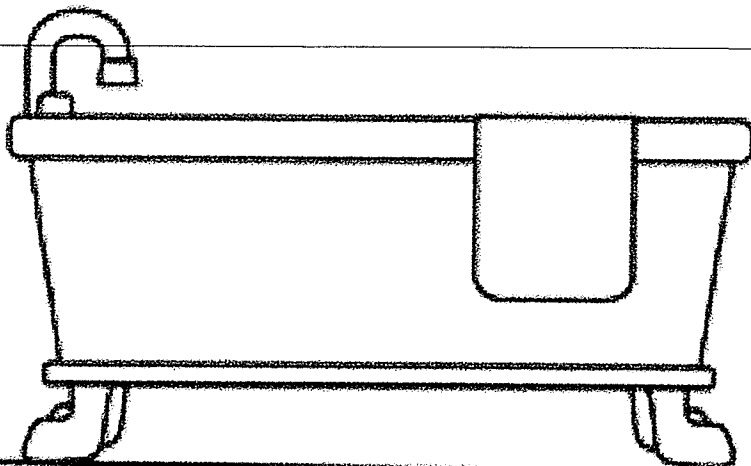
In the Tub

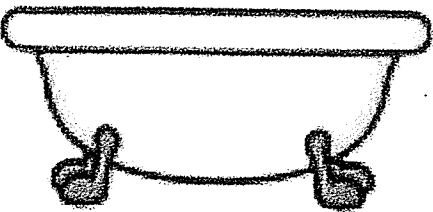



I will have fun
In the tub.
I will play with
A little yellow sub.



Time to get out!
I put away my sub.
I get out of the tub
And get dry. Rub, Rub!

-ub
family



<p>Set 22</p>  <p>t</p>	<p>Set 22</p> <p>ub</p>
<p>Set 22</p>  <p>s</p>	<p>Set 22</p> <p>ub</p>
<p>Set 22</p>  <p>r</p>	<p>Set 22</p> <p>ub</p>
<p>Set 22</p>  <p>c</p>	<p>Set 22</p> <p>ub</p>

KRF2d: I can sound out and write CVC words.

Read, Spell, Draw

CVC 3

<p>cut</p> <hr/> <hr/> <hr/>	<p>sub</p> <hr/> <hr/> <hr/>	<p>mug</p> <hr/> <hr/> <hr/>
<p>bun</p> <hr/> <hr/> <hr/>	<p>hut</p> <hr/> <hr/> <hr/>	<p>cup</p> <hr/> <hr/> <hr/>
<p>tub</p> <hr/> <hr/> <hr/>	<p>rug</p> <hr/> <hr/> <hr/>	<p>fun</p> <hr/> <hr/> <hr/>

© www.thereadingworkbook.com

KOA1, 3, 5: I can model composition and decomposition of numbers.

Lesson 4.1 Practice Page

Name _____

Date _____

Draw each colored cube in the number bond. Show what happens when you put the shapes together. Color the fingers to match.

Number bond: $3 = \square + \square + \square$

Number bond: $3 = \square + \square + \square$

Hands: 3 fingers on each hand.

Number bond: $4 = \square + \square + \square + \square$

Number bond: $4 = \square + \square + \square + \square$

Hands: 4 fingers on each hand.

Number bond: $5 = \square + \square + \square + \square + \square$

Number bond: $5 = \square + \square + \square + \square + \square$

Hands: 5 fingers on each hand.

Number bond: $6 = \square + \square + \square + \square + \square + \square$

Number bond: $6 = \square + \square + \square + \square + \square + \square$

Hands: 6 fingers on each hand.

KOA1, 3, 5: I can model composition and decomposition of numbers.

Exit Ticket 4.2

Name _____

Date _____

Make a number bond for the counting fingers by drawing shapes in each part.

1 and 1 make 2

Onomatopoeia

Oh, that

ONOMATOPOEIA

what a fabulous idea.

It makes my heart go

POPPITY-POPP!

It makes my fingers go

SNAPPITY-SNAP!

It makes my toes go

TIPPITY-TAP!

It makes my hands go

CLAPPITY-CLAP!

Oh, that

ONOMATOPOEIA


what a fabulous idea.

Sounds so lovely when you tell it.

But goodness, try to spell it!

paterson

Name: _____ Story Title: _____



Handwriting practice lines consisting of multiple rows of solid top and bottom lines with a dashed midline for letter height guidance.

- spaces
- eight words
- capital letters
- punctuation

KR9: I can make a text-to-text-connection.

Text-To-Text Connection

Name


The two stories are
alike and different

KRF3d: I can read familiar sight words.

POPCORN

Pop, pop, popcorn,
Popping in the pot!
Pop, pop, popcorn,
Eat it while it's hot!








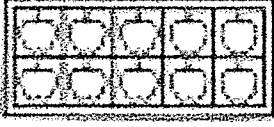


Pop, pop, popcorn,
Butter on the top!
When I eat popcorn,
I can't stop!



KRF2d: I can sound out and write CVC words.

Word Ladders

Name _____

Picture	Glue 	Write 
		<p>ten</p>
		<p>pin</p>
		<p>fan</p>
		<p>man</p>
		<p>fan</p>
		<p>bat</p>
		<p>pen</p>
		<p>rat</p>

KOA1, 3, 5: I can model composition and decomposition of numbers

Lesson 4.3 Practice Page

Name _____

Draw the shapes and write the numbers to complete the number bands.

1			
2			
3			
4			

KOA1, 3, 5: I can model composition and decomposition of numbers

Exit Ticket 4.3

Name _____

Date _____

Color the domino that matches.

