


# Kindergarten Work Packet Trimester 2



March 1<sup>st</sup>, 2021 – March 5<sup>th</sup>, 2021

Name: \_\_\_\_\_

## Sight Words



saw

there


from

KR9: I can make a text-to-self- connection.

If the Cat in the Hat  
came to my house...



Four sets of handwriting lines, each consisting of a solid top line, a dashed middle line, and a solid bottom line.



### *The Squirrel*

Whisky, frisky,  
Hippity hop,  
Up he goes  
To the tree top!

Whirly, twirly,  
Round and round,  
Down he scampers  
To the ground.

Furly, curly,  
What a tail!  
Tall as a feather,  
Broad as a sail!

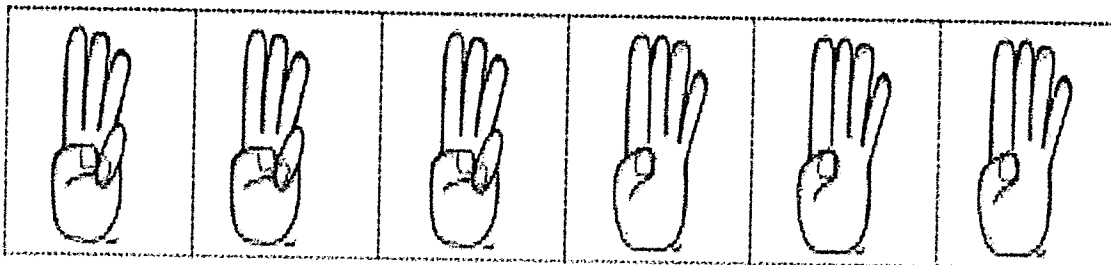


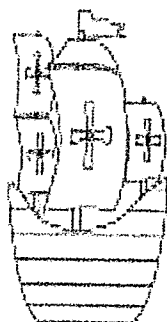





Where's his supper?  
In the shell,  
Snappity, crackity,  
Out it fell.

SANDSHED.COM

KRF2: I can count the sounds I hear in words.

Name \_\_\_\_\_

I can count the sounds I hear!



KOA 1,3, 5: I can use a number bond to show a given number as a whole and its parts.

### Lesson 4.4 Practice Page

Name \_\_\_\_\_

Draw and write the numbers to complete the number bonds.

1			
2			
3			
4			

Date:3-1--2021

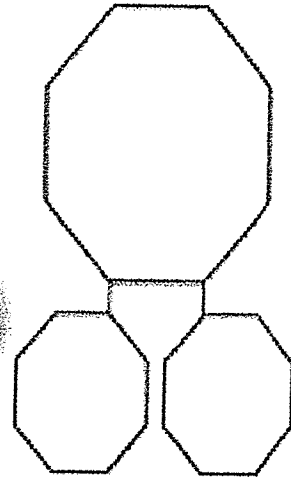
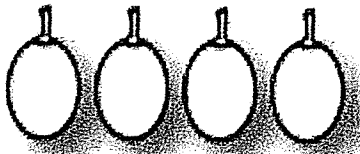
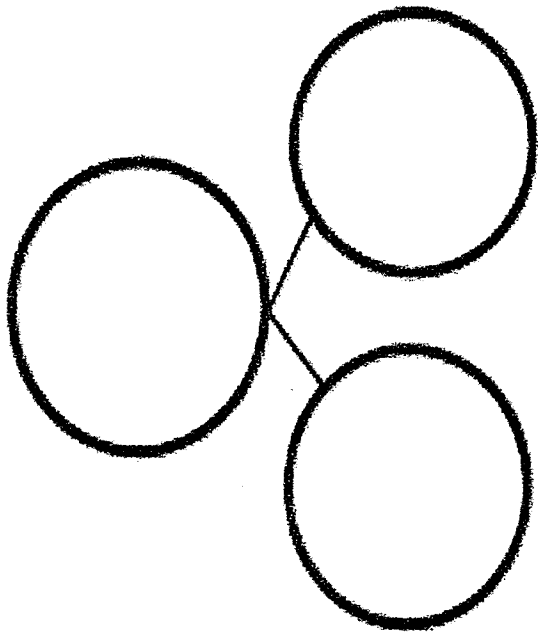
KOA 1,3, 5: I can use a number bond to show a given number as a whole and its parts.

# Exit Ticket 4.4

Name \_\_\_\_\_


Date \_\_\_\_\_

Finish the number bonds and sentences.



KW3: I can write and draw about an event.

Name: \_\_\_\_\_



Large empty box for drawing or writing.


I Can...

use a capital letter.  
The cat is big.

use a finger a spaces.  



sound out words.  
c-a-t = cat

use punctuation.  
. ? |

draw a picture.  


At bedtime,


Four sets of handwriting lines (top solid, middle dashed, bottom solid) for writing.

<p>wash</p> 	<p>brush</p> 	<p>story</p> 	<p>sleep</p> 	<p>dream</p> 
---	--	--	---	--

© Annie Mollen © The Moffatt Girls 2015



Here is how I would help the Lorax take care of our Earth!



---

---

---

---

---

---

---

---

"Unless someone like YOU cares a whole awful lot,  
Nothing is going to get better. It's not." - The Lorax

Date: 3-2-2021

KRF2a. I can recognize rhyming words.

**HAPPY BIRTHDAY. DR. SEUSS!**

BY RECHIELE BARRIS

**Dr. Seuss**

HE WROTE CAT IN THE HAT  
AND GREEN EGGS AND HAM  
HE CREATED NORTON, THE GRINCH,  
THE LORAX, AND SAM I AM.

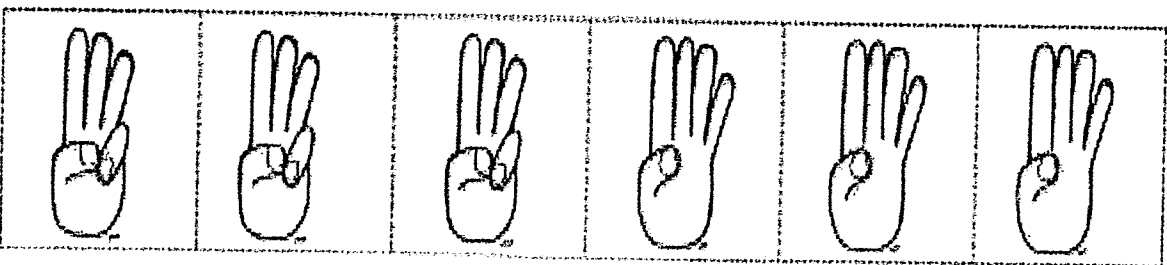

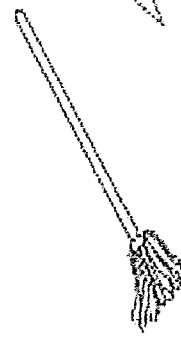
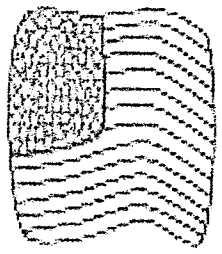
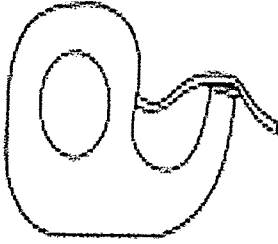
HE LOVED TO WRITE STORIES  
HE WROTE A GREAT RHYME  
WHEN WE'RE READING HIS BOOKS  
WE HAVE A GREAT TIME.

IT'S MARCH 2<sup>nd</sup> DR. SEUSS.  
IT'S SUCH AN IMPORTANT DAY.  
TODAY WE CELEBRATE YOU  
HAPPY BIRTHDAY WE SAY!

KRF2: I can count the sounds I hear in words.

Name \_\_\_\_\_

I can count the sounds I hear!


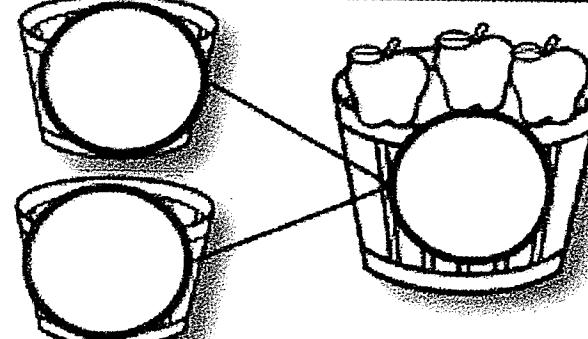
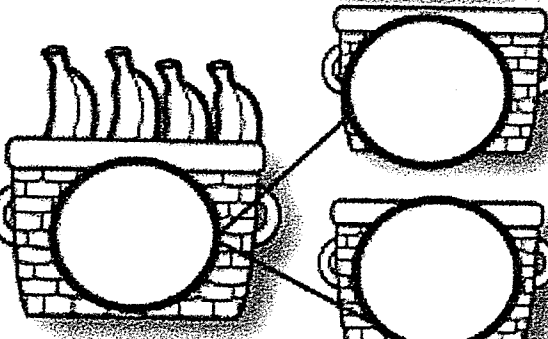
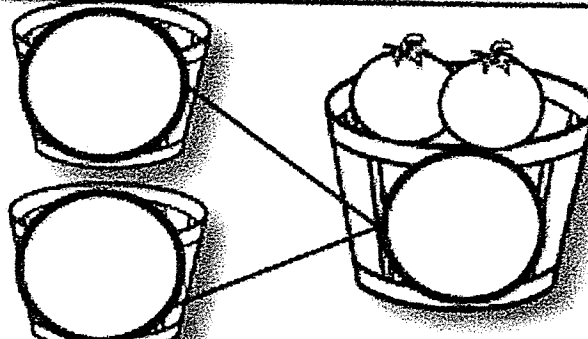
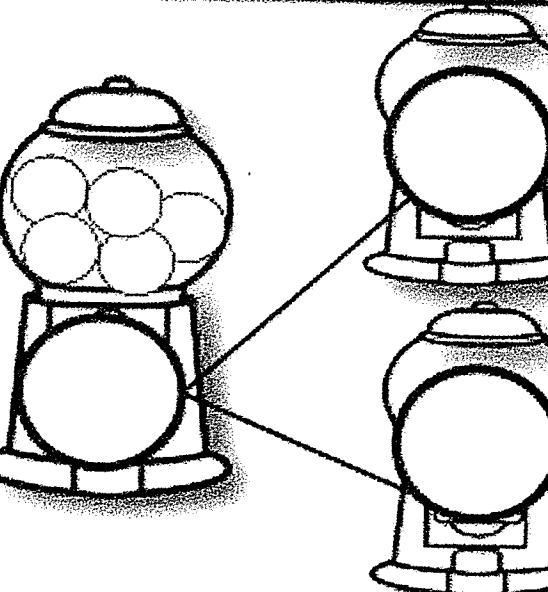
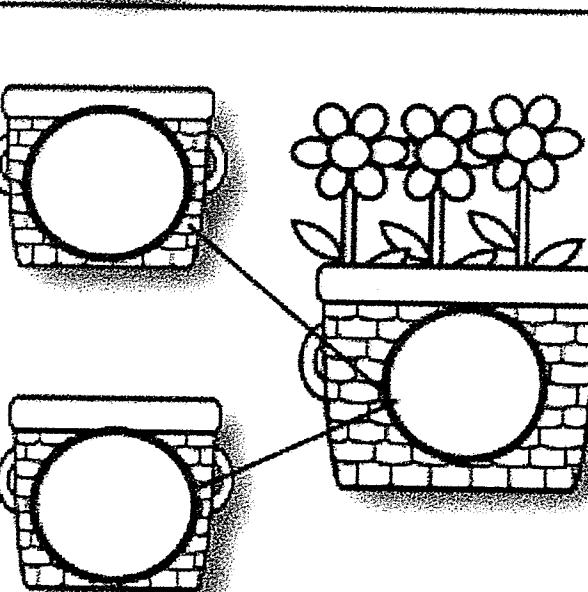


KKOA 1,3, 5: I can use a number bond to show a given number as a whole and its parts.

### Lesson 4.5 Practice Page

Name \_\_\_\_\_

Write numbers to fill in the number bonds on each basket or gumball machine.






KKOA 1,3, 5: I can use a number bond to show a given number as a whole and its parts.

# Exit Ticket 4.5

Name \_\_\_\_\_


Date \_\_\_\_\_

Write numbers to fill in the number bond.



KW3: I can write and draw about an event.

Name: \_\_\_\_\_



Large empty box for drawing or writing.

I Can...

use a capital letter.

The cat is big.

use a finger a spaces.



sound out words.

e-a-t = cat

use punctuation.

. ? !

draw a picture.



Today I feel \_\_\_\_\_

Four sets of handwriting lines for writing.

happy



excited



angry



sad



silly




KR9. I can make a self-to-text-connection.

Name: \_\_\_\_\_

# Wacky Wednesday

Draw a picture that shows at least 3 **wacky** things happening. Then, write 3 sentences explaining what is **wacky** about your picture.



\_\_\_\_\_

\_\_\_\_\_

\_\_\_\_\_

\_\_\_\_\_

\_\_\_\_\_

\_\_\_\_\_

\_\_\_\_\_

\_\_\_\_\_

\_\_\_\_\_

\_\_\_\_\_

Short U  
Poem

## I Love Hugs

When I am sad  
And need a hug  
It's hard to ask,  
So I just shrug.

But my mom knows  
And gives my shirt a tug.  
I turn around and  
She gives me a hug.




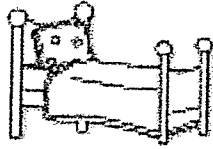






I feel as snug  
As a bug in a rug  
And smile big  
While enjoying my hug!



Name \_\_\_\_\_

CVC Vowel Blend


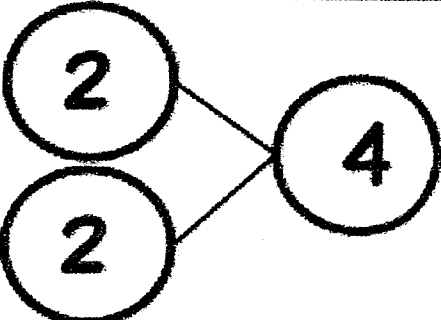

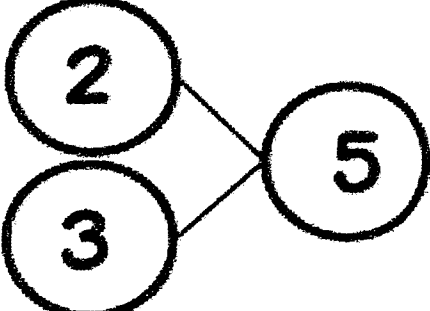

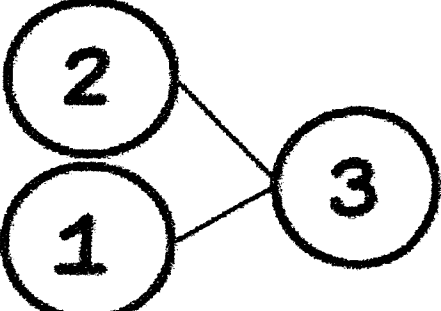

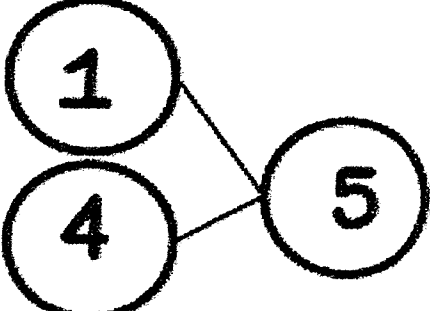
Circle the word that rhymes with the picture.

<p>1</p>  <p>cap</p>	<p>tag zap hat</p>	<p>2</p>  <p>lab</p>	<p>nap ham tab</p>
<p>3</p>  <p>hen</p>	<p>ten wed net</p>	<p>4</p>  <p>den</p>	<p>bed men set</p>
<p>5</p>  <p>lip</p>	<p>sip fin lid</p>	<p>6</p>  <p>win</p>	<p>rim tin pig</p>
<p>7</p>  <p>pot</p>	<p>rod fog hot</p>	<p>8</p>  <p>rod</p>	<p>fox nod rob</p>
<p>9</p>  <p>sun</p>	<p>sum fun rug</p>	<p>10</p>  <p>bug</p>	<p>mug fun bun</p>

### Lesson 6 Practice Page

Name \_\_\_\_\_

Use 4 different colors of crayons. Color the boxes with matching number bonds and pictures the same color.

Date: 3—3-2021

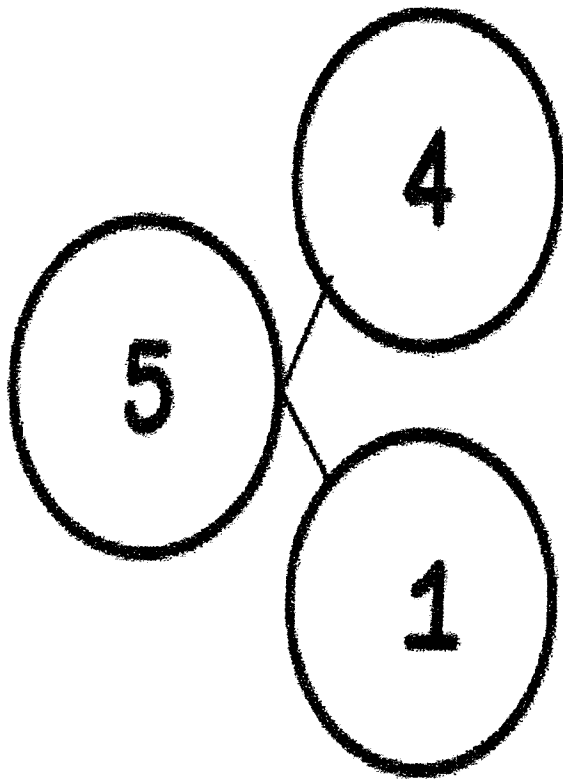
KOA1, 3, 5: I can model composition and decomposition of numbers.

# Exit Ticket 4.6

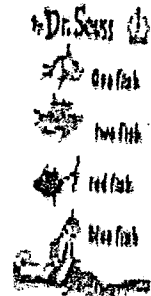
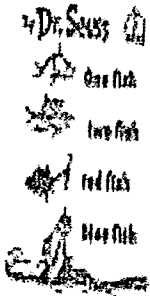
Name \_\_\_\_\_

Date \_\_\_\_\_

Draw a picture to match the number bond.



KW4: I can write and draw about a creature



\_\_\_\_\_

-----

\_\_\_\_\_

My Creature's Name

What does your creature eat?



\_\_\_\_\_

-----

\_\_\_\_\_

-----

\_\_\_\_\_

Where does your creature live?



\_\_\_\_\_

-----

\_\_\_\_\_

-----

\_\_\_\_\_

Date: 3-3-2021

KW4: I can write and draw about a creature



What does your creature like to do?

Handwriting practice lines consisting of four sets of three horizontal lines (top, middle, bottom) with a dashed midline. The first set is positioned directly below the question, and the remaining three sets are spaced out vertically down the page.

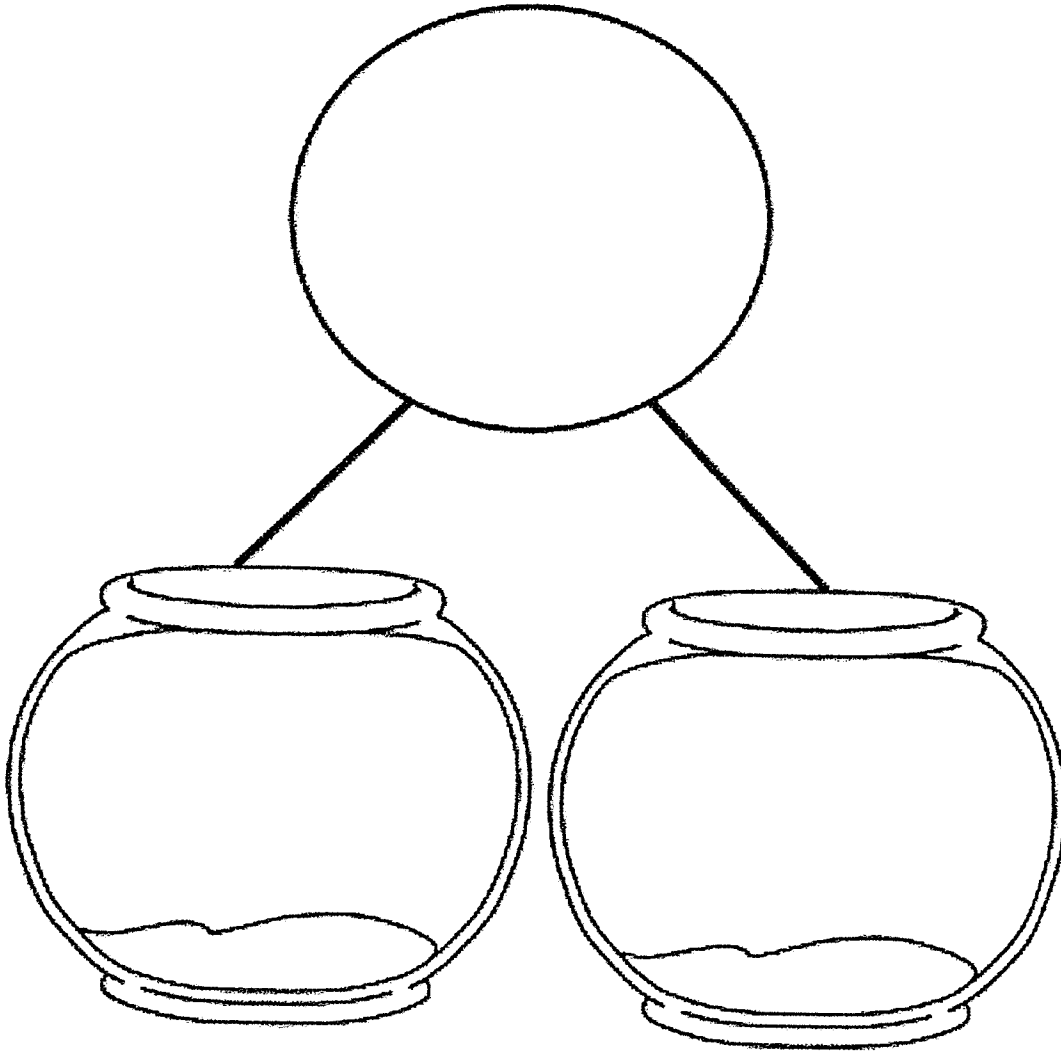
Name:

Handwriting practice lines for the name, consisting of three horizontal lines (top, middle, bottom) with a dashed midline.

Date: 3-3-2021

KOA1, 3, 5: I can model composition and decomposition of numbers.

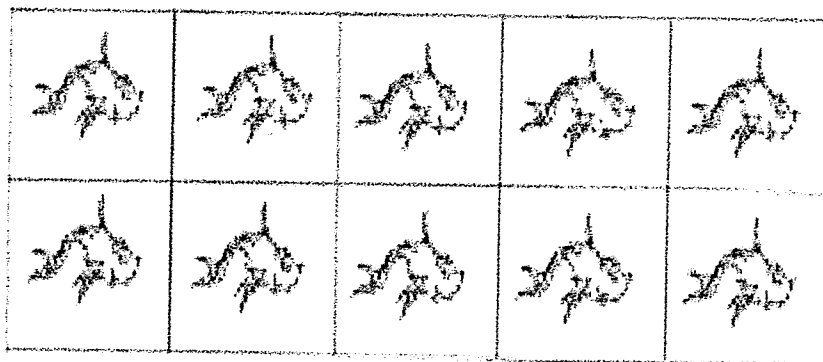
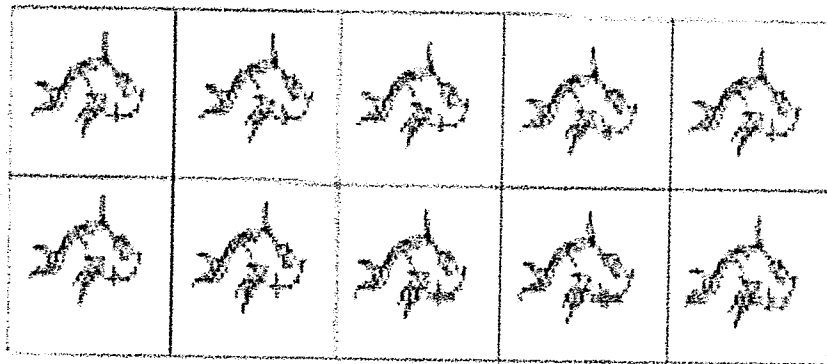
Name: \_\_\_\_\_




\_\_\_\_\_ red fish(es) and \_\_\_\_\_ blue fish(es) makes \_\_\_\_\_ fishes.

Date: 3-3-2021

KOA1, 3, 5: I can model composition and decomposition of numbers.



Name: \_\_\_\_\_



Large empty box for writing an opinion.

I Can...

use a capital letter.  
The cat is big.

use a finger & spaces.

sound out words.  
c-a-t = cat

use punctuation.  
. ? !

draw a picture.

I like \_\_\_\_\_

Four sets of handwriting lines for practicing the sentence "I like \_\_\_\_\_".

© Annie Moffatt & The Moffatt Girls 2015

puppies




small



medium



large



helping






I do not like Green Eggs and Ham!

I do not like them

I am!

but I would eat...




# Puppy Dog, Puppy Dog

Puppy dog, puppy dog,  
Wag your tail.

Puppy dog, puppy dog,  
Let out a wail.

Puppy dog, puppy dog,  
Jump for a bone.











Puppy dog, puppy dog,  
Run on home!



Name \_\_\_\_\_

CVC Vowel U


Circle the word that rhymes with the picture.

<p>1</p>  <p>sub</p> <p>sun pup tub</p>	<p>2</p>  <p>gum</p> <p>hum fun but</p>
<p>3</p>  <p>bug</p> <p>mud bun dug</p>	<p>4</p>  <p>nut</p> <p>hut hum cup</p>
<p>5</p>  <p>hug</p> <p>hum mud bug</p>	<p>6</p>  <p>sun</p> <p>run gum sub</p>
<p>7</p>  <p>mud</p> <p>cub bud run</p>	<p>8</p>  <p>run</p> <p>hut dug fun</p>
<p>9</p>  <p>mug</p> <p>hum rug nut</p>	<p>10</p>  <p>bud</p> <p>rub bug mud</p>

# Green Eggs and Ham

✂ Please cut out the words from the word bank and glue into the appropriate box to complete the sentence.

I could not, would not, on a  
I will not, will not, with a  
I will not eat them in the  
I will not eat them on a  
I do not like them in a  
I do not like them with a  
I will not eat them in a  
I do not like them with a

rain	box	house	goat
mouse	boat	train	fox

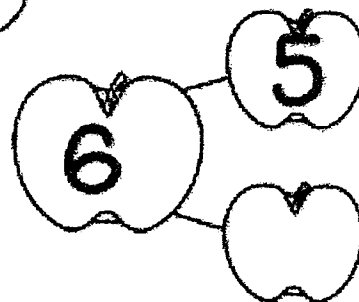
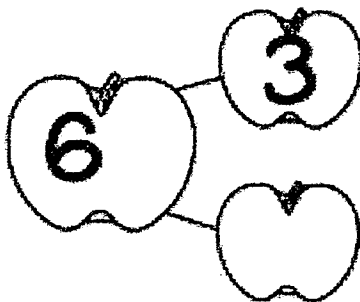




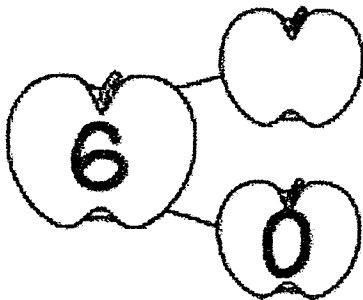
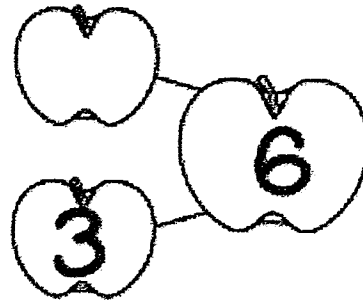
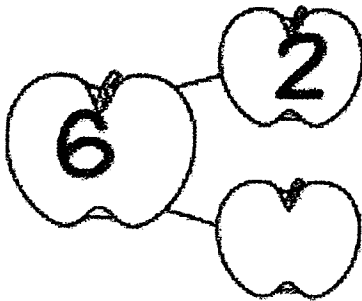
KOA1, 3, 5: I can model composition and decomposition of numbers.

### Lesson 4.7 Practice Page 2

Name \_\_\_\_\_

Date \_\_\_\_\_

Complete the number bonds.



KOA1, 3, 5: I can model composition and decomposition of numbers.

# Exit Ticket 4.7

Name \_\_\_\_\_

Date \_\_\_\_\_

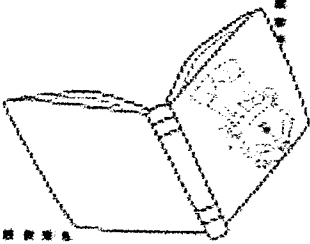

Look at the cats. Make 2 different number bonds.

The image shows a worksheet for a math activity. At the top, there is a title "Exit Ticket 4.7" and a date field "Date: 3—4-2021". Below the title, there are two lines for "Name" and "Date". The main instruction is "Look at the cats. Make 2 different number bonds." In the center, there are six cartoon cats: two standing upright, two sitting, and two lying down. To the left and right of the cats are two identical number bond diagrams. Each diagram consists of a large empty oval on the left, connected by lines to two smaller empty ovals on the right. The entire activity is enclosed in a dashed rectangular border.

Date: 3-<sup>4</sup> 2021

KR9: I can make a text -to-self connection

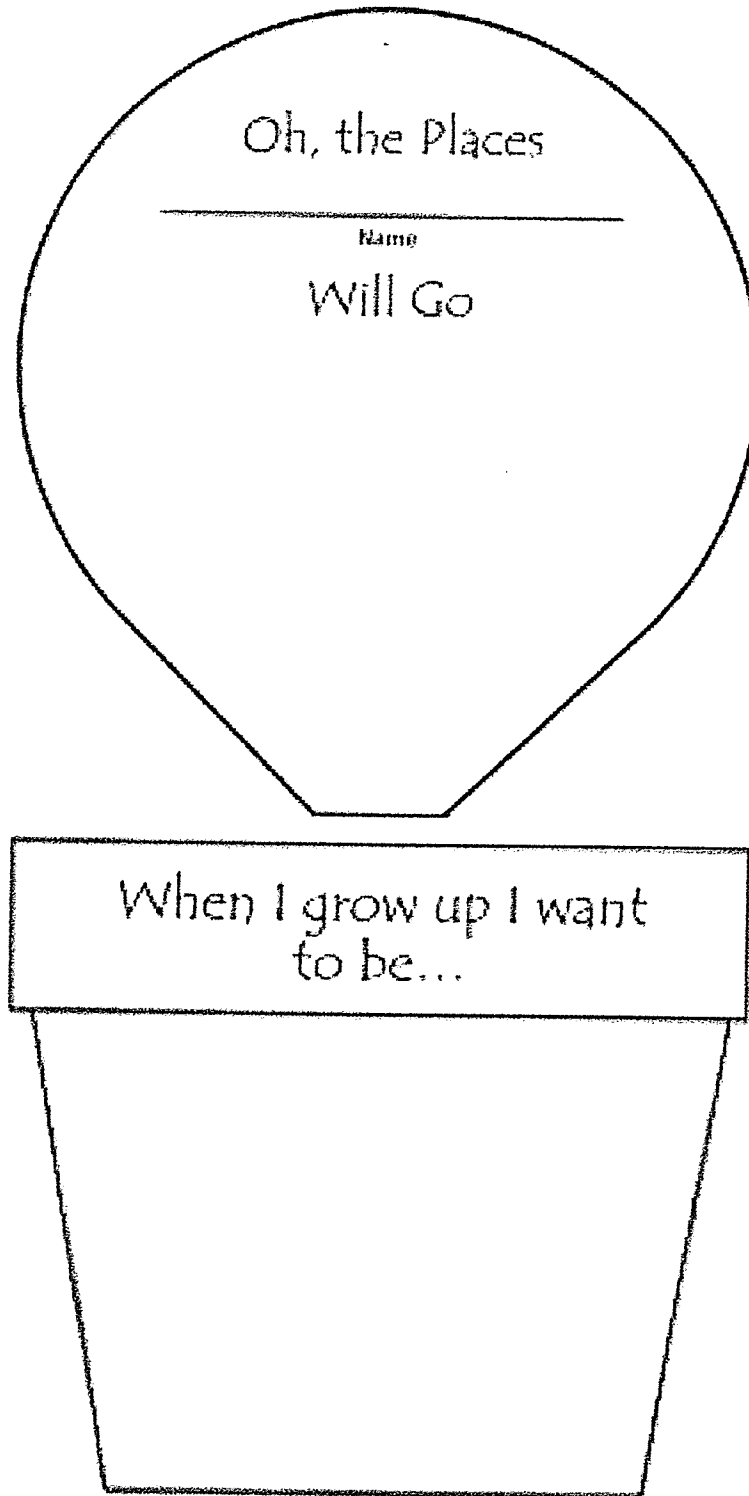
My Favorite  
Dr. Seuss Book is...



Handwriting practice lines consisting of four sets of solid top and bottom lines with a dashed middle line.

Date: 3—5-2021

KR9: I can make a text-to-self connection.





**Directions:**  
Color the balloon and complete the "When I grow up I want to be" activity. Then, following along the line, cut out the balloon and basket. Using yarn glue the balloon to the basket or glue the balloon and basket onto a colorful sheet of paper.



# All of Me

by Jessica McDonald


My hands are for clapping 

My arms can hug tight 

My fingers can snap 

Or can turn out the light 

My legs are for jumping 

My eyes help me see 

This is my body, 

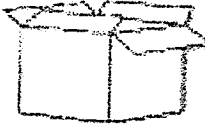









And I love all of me!

Created by Play Learn Love  
clipart from mycutographics.com

Name \_\_\_\_\_

EVVowelO

Circle the word that rhymes with the picture.

<p>1</p>  <p>box</p>	<p>hot fox cob</p>	<p>2</p>  <p>mop</p>	<p>pop cot job</p>
<p>3</p>  <p>top</p>	<p>rod jot hop</p>	<p>4</p>  <p>pot</p>	<p>hot sob dog</p>
<p>5</p>  <p>rod</p>	<p>hog nod box</p>	<p>6</p>  <p>pop</p>	<p>cop dot pod</p>
<p>7</p>  <p>dog</p>	<p>dot log top</p>	<p>8</p>  <p>fox</p>	<p>job box not</p>
<p>9</p>  <p>cob</p>	<p>rob hog cot</p>	<p>10</p>  <p>log</p>	<p>fox lot fog</p>

© Teachers 104-201

# Lesson 4.8 Practice Page 1

Name \_\_\_\_\_

Cut out the cones along the side and use them to show 7 in different ways.

and  make

and  make


and  make

and  make

Write numbers in the number bond.

7

7



Date: 3—5-2021


KOA1, 3, 5: I can model composition and decomposition of numbers

# Exit Ticket 4.8

Name \_\_\_\_\_

Date \_\_\_\_\_

Draw a set of 3 squares and 4 circles. Fill in the number sentence and number bond.




and  make

Name \_\_\_\_\_ I can respond to the stories I read and stories I listen to.

## Oh, The Places You'll Go

Think of a favorite place you've visited with your family. Tell where you went and some things you did while you were there.



---

---

---


---

---

---

---

---



Date: 3-5-2021

