



Name \_\_\_\_\_



# 1<sup>st</sup> Grade Modified ELA Remote Learning Packet

## Week 27



Dear Educator,

My signature is proof that I have reviewed my scholar's work and supported him to the best of my ability to complete all assignments.


\_\_\_\_\_  
(Parent Signature)

\_\_\_\_\_  
(Date)

Parents please note that all academic packets are also available on our website at [www.brighterchoice.org](http://www.brighterchoice.org) under the heading "Remote Learning." All academic packet assignments are mandatory and must be completed by all scholars.



**Day # 1**



Name: \_\_\_\_\_

Week 27 Day 1 Date: \_\_\_\_\_

BCCS-B

RPI SIENA UNION

### The History of Earth (D7.W2.L1) Classwork

<b>Story Sequence</b>	Title: _____	End	
	Author: _____	Middle	
		Beginning	

The form is enclosed in a decorative border of small circles. Each of the three writing boxes on the right contains ten horizontal lines for text entry. Arrows point from the 'Beginning' box to the 'Middle' box, and from the 'Middle' box to the 'End' box.

Name: \_\_\_\_\_

Week 27 Day 1 Date: \_\_\_\_\_

BCCS-B

RPI SIENA UNION

### The History of Earth (D7.W2.L1) Exit Ticket

Directions: Listen to each question and pick or write the best answer.

1. Who do authors write stories about?

main idea

characters

2. Where the story takes place is called the \_\_\_\_\_.

setting

where you live

Directions: Listen to the story and sequence the events on the following page.

## Animals in Fall

First squirrels gather nuts for the winter.  
Next, Geese begin to fly south. Last, grow  
thick fur.

Name: \_\_\_\_\_

Week 27 Day 1 Date: \_\_\_\_\_

BCCS-B

RPI SIENA UNION

The History of Earth (D7.W2.L1) Exit Ticket

Sequence of Events

Story: \_\_\_\_\_

First \_\_\_\_\_  
\_\_\_\_\_  
\_\_\_\_\_  
\_\_\_\_\_

Next \_\_\_\_\_  
\_\_\_\_\_  
\_\_\_\_\_  
\_\_\_\_\_

Last \_\_\_\_\_  
\_\_\_\_\_  
\_\_\_\_\_  
\_\_\_\_\_

Name: \_\_\_\_\_

Week 27 Day 1 Date: \_\_\_\_\_

BCCS-B

RPI SIENA UNION

## The History of Earth (D7.W2.L1) Homework

**Directions: Read the passage three times. Underline one fact about the Triceratops and one fact about Tyrannosaurus Rex.**

### All About Dinosaurs


Dinosaurs were alive millions of years ago when they ruled the Earth. People who study dinosaurs are called **paleontologists**. We learn a lot about dinosaurs through the finding of fossils that have been put back together to see how dinosaurs looked.

There were many different kinds of dinosaurs, including Triceratops and Tyrannosaurus Rex, before they all became **extinct**, or are no longer living.


Triceratops was a dinosaur with three horns on its head. Those three horns were used to protect the triceratops from other dinosaurs, such as the Tyrannosaurus Rex.

The triceratops was also known for its large skull and body. It was a plant eating dinosaur, a **herbivore**.

The Tyrannosaurus Rex was a huge dinosaur that was known for being very violent. It had only two legs, a huge head and a heavy, long tail. Although the arms of a Tyrannosaurus Rex were small, they were very strong and had two clawed fingers on each hand.




Triceratops had anywhere from 400-800 teeth in their lifetime. Their teeth were constantly replaced with new teeth which is why they ended up having so many.



Once the Tyrannosaurus Rex turned 14 years old, its body grew at a very quick pace, gaining over 1,000 pounds each year.



# Day # 2



Name: \_\_\_\_\_

Week 27 Day 2 Date: \_\_\_\_\_

BCCS-B

RPI SIENA UNION

### The History of Earth (D7.W2.L2) Classwork

<b>Story Sequence</b>	Title: _____	End	
	Author: _____	Middle	
		Beginning	



Name: \_\_\_\_\_

Week 27 Day 2 Date: \_\_\_\_\_

BCCS-B

RPI SIENA UNION

### The History of Earth (D7.W2.L2) Exit Ticket

**Directions:** Listen to each question and write the best answer.

**1. Why is it important to sequence stories accurately?**

It is important to sequence stories accurately because \_\_\_\_\_

---

---

**2. What is a setting?**

The setting is \_\_\_\_\_

---

---

**Directions:** Listen to the story and sequence the events on the following page.

## Snow

**First snowflakes fall. Next, we build a snowman.  
Then, we made an igloo. Last, we drank hot coco.**

Name: \_\_\_\_\_

Week 27 Day 2 Date: \_\_\_\_\_

BCCS-B

RPI SIENA UNION

The History of Earth (D7.W2.L2) Exit Ticket

Sequence of Events

Story: \_\_\_\_\_

First \_\_\_\_\_  
\_\_\_\_\_  
\_\_\_\_\_  
\_\_\_\_\_

Next \_\_\_\_\_  
\_\_\_\_\_  
\_\_\_\_\_  
\_\_\_\_\_



Last \_\_\_\_\_  
\_\_\_\_\_  
\_\_\_\_\_  
\_\_\_\_\_

Name: \_\_\_\_\_  
BCCS-B

Week 27 Day 2 Date: \_\_\_\_\_  
RPI SIENA UNION


### The History of Earth (D7.W2.L2) Homework

Directions: Read the story on page 6. Draw and write three facts you learned about the Triceratops.

1.	2.	3.
<p>All About Dinosaurs</p>		
		
1. _____		
2. _____		
3. _____		



**Day # 3**



Name: \_\_\_\_\_  
BCCS-B

Week 27 Day 3 Date: \_\_\_\_\_  
RPI SIENA UNION

### The History of Earth (D7.W2.L3) Classwork

**Story Sequence**

Title: \_\_\_\_\_ Author: \_\_\_\_\_

End	
Middle	
Beginning	

Name: \_\_\_\_\_  
BCCS-B

Week 27 Day 3 Date: \_\_\_\_\_  
RPI SIENA UNION

### The History of Earth (D7.W2.L3) Exit Ticket

Directions: Listen to the questions then pick or write the best answer.

1. Who can characters be?

Humans, animals, or creatures

Pencils, crayons, and notebooks

2. Give an example of a setting?

An example of a setting is \_\_\_\_\_  
\_\_\_\_\_  
\_\_\_\_\_

Directions: Listen to the story and sequence the events on the following page.

## The Magic Bunny

First the bunny hides the eggs. Next, the children look for the eggs. Then, we found the eggs. Last, we ate the candy inside the eggs.

Name: \_\_\_\_\_

Week 27 Day 3 Date: \_\_\_\_\_

BCCS-B

RPI SIENA UNION

### The History of Earth (D7.W2.L3) Exit Ticket

Name: \_\_\_\_\_

## Sequence of Events

Story: \_\_\_\_\_

First \_\_\_\_\_  
\_\_\_\_\_  
\_\_\_\_\_  
\_\_\_\_\_

Next \_\_\_\_\_  
\_\_\_\_\_  
\_\_\_\_\_  
\_\_\_\_\_

Last \_\_\_\_\_  
\_\_\_\_\_  
\_\_\_\_\_  
\_\_\_\_\_

Name: \_\_\_\_\_



Week 27 Day 3 Date: \_\_\_\_\_

BCCS-B

RPI SIENA UNION

### The History of Earth (D7.W2.L3) Homework


Directions: Read the story on page 6. Draw and write three facts you learned about the Tyrannosaurus Rex.

1.	2.	3.
<p>All About Dinosaurs</p>   <p>1. _____</p> <p>2. _____</p> <p>3. _____</p>		





# Day # 4



Name: \_\_\_\_\_

Week 27 Day 4 Date: \_\_\_\_\_

BCCS-B

RPI SIENA UNION

### The History of Earth (D7.W2.L4) Classwork

**Story Sequence**

Title: \_\_\_\_\_ Author: \_\_\_\_\_

Beginning	
Middle	
End	

Name: \_\_\_\_\_

Week 27 Day 4 Date: \_\_\_\_\_


BCCS-B

RPI SIENA UNION

### The History of Earth (D7.W2.L4) Exit Ticket

Directions: Listen to the story. Sequence the story on the following page.

# Sam the Cat



**Sam the cat is orange. When Sam gets up he puts on a green hat. Then Sam tries to catch the fat rat. Can Sam get the cat? Sam is tired. Sam will take a nap on the mat.**

Name: \_\_\_\_\_

Week 27 Day 4 Date: \_\_\_\_\_

BCCS-B

RPI SIENA UNION

The History of Earth (D7.W2.L4) Exit Ticket

Sequence of Events

Story: \_\_\_\_\_

First \_\_\_\_\_

\_\_\_\_\_

\_\_\_\_\_

\_\_\_\_\_

Next \_\_\_\_\_

\_\_\_\_\_

\_\_\_\_\_

\_\_\_\_\_

Last \_\_\_\_\_

\_\_\_\_\_

\_\_\_\_\_

\_\_\_\_\_

Name: \_\_\_\_\_

Week 27 Day 4 Date: \_\_\_\_\_

BCCS-B

RPI SIENA UNION

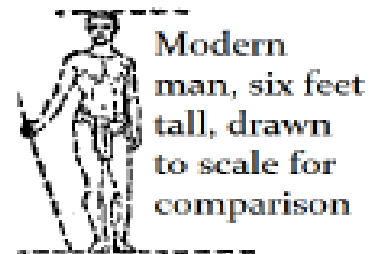

### The History of Earth (D7.W2.L4) Homework

Directions: Read the story about the Triceratops. Underline the sentence that tells where they lived. Underline the sentence that tells you what the name Triceratops means.

Triceratops Triceratops

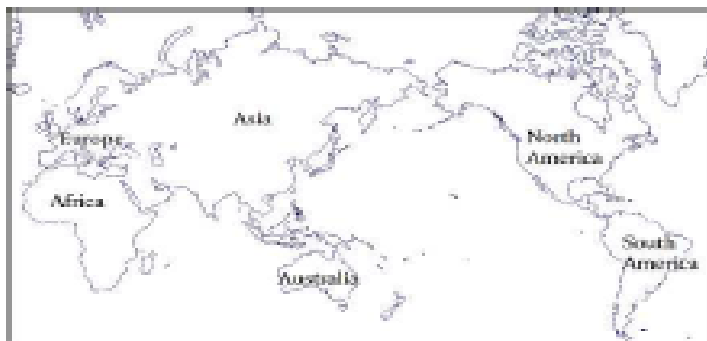
---

---



Modern man, six feet tall, drawn to scale for comparison


The *Triceratops* lived during the late Cretaceous period, between 68 and 66 million years ago. This dinosaur lived in what is now North America. The name *Triceratops* comes from Greek, and means "three-horn face." Color this dinosaur.



This is a map showing how the continents look today. Color North America, the prehistoric home of *Triceratops*, yellow on the map.



# Day # 5



Name: \_\_\_\_\_

Week 27 Day 5 Date: \_\_\_\_\_

BCCS-B

RPI SIENA UNION

### The History of Earth (D7.W2.L5) Homework

Directions: Answer the questions in complete sentences



## My Favorite Snack

1. My favorite snack is

---

---

2. It tastes good because

---

---

3. I eat it when

---

---

Name: \_\_\_\_\_

Week 27 Day 5 Date: \_\_\_\_\_

BCCS-B

RPI SIENA UNION

### The History of Earth (D7.W2.L5) Homework

Directions: Answer the questions in complete sentences.

## The Treasure Chest

Pretend you found a treasure chest full of gold.



1. What would you buy first?

---

---

2. What would you buy next?

---


---

3. What would you do with the rest of it?

---

---





Name \_\_\_\_\_

28

## 1<sup>st</sup> Grade Modified ELA Remote Learning Packet

Week 28



Dear Educator,

My signature is proof that I have reviewed my scholar's work and supported him to the best of my ability to complete all assignments.


\_\_\_\_\_  
(Parent Signature)

\_\_\_\_\_  
(Date)

Parents please note that all academic packets are also available on our website at [www.brighterchoice.org](http://www.brighterchoice.org) under the heading "Remote Learning." All academic packet assignments are mandatory and must be completed by all scholars.



**Day # 1**



Name: \_\_\_\_\_  
BCCS-B

Week 28 Day 1 Date: \_\_\_\_\_  
RPI SIENA UNION

### The History of Earth (D7.W3.L1) Exit Ticket

Directions: Listen to each question and pick or write the best answer.

1. What three things do all rocks and minerals need?

- heat, pressure, time       cold, loose, time

2. A mineral that is okay to eat is \_\_\_\_\_.

- Sugar       Salt

3. Name one rock or mineral that we talked or you learned about from the story.

One rock or mineral that we talked about in the story was \_\_\_\_\_

---

### The History of Earth (D7.W3.L1) Homework

**Directions:** Read the story about the Stegosaurus. **Underline the sentence that defines quadruped. Underline another sentence that tells you one fact you didn't know about the stegosaurus.**

#### STEGOSAURUS



This animal is a stegosaurus. Its name means "covered lizard," referring to its bony plates, which line its back. The

stegosaurus lived mostly in North America, approximately 150 to 155 million years ago, during the Late Jurassic period.

The stegosaurus was a herbivorous quadruped. *Herbivorous* means that it was a herbivore, eating vegetation (plants) rather than meat (other animals). *Quadruped* means that it walked on four (*quad*) legs.

stegosaurus stegosaurus


\_\_\_\_\_

quadruped quadruped quadruped

\_\_\_\_\_



# Day # 2



Name: \_\_\_\_\_  
BCCS-B

Week 28 Day 2 Date: \_\_\_\_\_  
RPI SIENA UNION

### The History of Earth (D7.W3.L2) Exit Ticket

Directions: Listen to each question then pick or write the best answer.

1. What are the three groups that rocks and minerals are sorted into?

igneous, sedimentary, metamorphic

injection, supper, morph

2. Which type of mineral is most common?

The type of mineral that is most common is \_\_\_\_\_

---

---

---

---

---

---

### The History of Earth (D7.W3.L2) Homework

**Directions:** Read the passage and answer the questions. Underline the evidence in the text.



## A Wish for Fish

Josh has a wish. He wants to swim with the fish.

“Let’s shop,” says Mom. She grabs a mask off the shelf.

Mom and Josh rush to the ship.

They hop on. The ship stops.

Splash! Josh hops off. Josh sees a lot of fish! He pets the fins. Josh got his wish! He swam with the fish.

**Josh’s wish is to**

\_\_\_\_\_.

- Shop
- Go on a ship
- Swim with fish


**Mom and Josh**

**hop on a** \_\_\_\_\_.

- Log
- Ship
- Fish



# Day # 3





Name: \_\_\_\_\_  
BCCS-B

Week 28 Day 3 Date: \_\_\_\_\_  
RPI SIENA UNION

### The History of Earth (D7.W3.L3) Exit Ticket

Directions: Listen to the questions then pick write the best answer.

1. What is a fossil?

A fossil is \_\_\_\_\_  
\_\_\_\_\_  
\_\_\_\_\_  
\_\_\_\_\_  
\_\_\_\_\_

2. What kind of information do fossils give us?


Fossils give us information about \_\_\_\_\_  
\_\_\_\_\_  
\_\_\_\_\_  
\_\_\_\_\_  
\_\_\_\_\_

### The History of Earth (D7.W3.L3) Homework

Directions: Read the story and answer the reading comprehension questions.

## Jake's Cake

Jake wanted to make a cake for his friend Drake. First, he had to take the things he needed to make the cake. Then, he will shake the things in the bowl. Last, Jake will bake the cake. Jake and Drake ate the yummy cake at the lake.



1. What did Jake make?

- a cake       b cupcake       c balloon

2. Who was the cake for?

- a his mom       b Drake       c a friend

3. Where did they shake the things?

- a on the floor       b in a pot       c in a bowl

4. Who baked the cake?

- a mom       b Jake       c Drake

5. Where did they eat the cake?


- a home       b park       c lake

6. What did they do to the cake?

- a ate it       b threw it away       c smashed it



**Day # 4**



Name: \_\_\_\_\_  
BCCS-B

Week 28 Day 4 Date: \_\_\_\_\_  
RPI SIENA UNION

### The History of Earth (D7.W3.L4) Exit Ticket

Directions: Listen to the questions and write the best answer.

1. How can fossils teach us about dinosaur's history?

Fossils teach us about dinosaurs history because \_\_\_\_\_

---

---

---

---

2. Tell me two facts about your favorite dinosaur.

One fact about my favorite dinosaur is \_\_\_\_\_

---

Another fact about my favorite dinosaur is \_\_\_\_\_

---

---

---

### The History of Earth (D7.W3.L4) Homework

Read the story and answer the reading comprehension questions.

Mike is my best friend. He likes to go on bike rides. We like to watch the kids race down the road. Mike is a lot of fun. He likes blue pops and I like yellow ones. We share our candy with each other. We both like to read Lego books, and build Lego towers.



What are some things Mike and his friend like to do?

---


---

How is Mike different than the author?

---



# Day # 5



### The History of Earth (D7.W3.L5) Homework

**Directions:** Read the passage and answer the questions. Underline your evidence in the text.

## A Spring Walk

It had been a long winter. When spring came, Ben was so excited to go outside. He went for a walk in the woods with his mom. He smelled the fresh clean air. He saw lots of little critters like baby bunnies, deer, and butterflies. Then Ben saw some flowers. He picked the flowers and hid them. Ben shouted, "Surprise!" He gave the flowers to his mom. Ben's mom smiled!




1. Why was Ben excited to go outside?

2. What did Ben see in the woods?

3. How do you think Ben's mom felt at the end of the story? How do you know?

4. Is A Spring Walk fiction or nonfiction? (Circle one)



Name \_\_\_\_\_

29

## 1<sup>st</sup> Grade ELA Remote Learning Packet

Week 29



Dear Educator,

My signature is proof that I have reviewed my scholar's work and supported him to the best of my ability to complete all assignments.

\_\_\_\_\_  
(Parent Signature)

\_\_\_\_\_  
(Date)


Parents please note that all academic packets are also available on our website at [www.brighterchoice.org](http://www.brighterchoice.org) under the heading "Remote Learning." All academic packet assignments are mandatory and must be completed by all scholars.





# Day # 1

Spring Break



Name: \_\_\_\_\_  
BCCS-B

Week 29 Day 1 Date: \_\_\_\_\_  
RPI SIENA UNION

Spring Break Homework

# Form a sentence!

Form a sentence using these words  
and some of your own...

**eat**

**dinosaur**



---

---

---

---

---

---

---


---

Name: \_\_\_\_\_  
BCCS-B

Week 29 Day 1 Date: \_\_\_\_\_  
RPI SIENA UNION

### Spring Break Homework

Directions: Color the picture.




Promotional distribution by funpup.com. All rights reserved.  
Copyright © 2017 Illustration Press. 11 C. Not to be sold or redistributed in any way. includein



# Day # 2

**Spring Break**

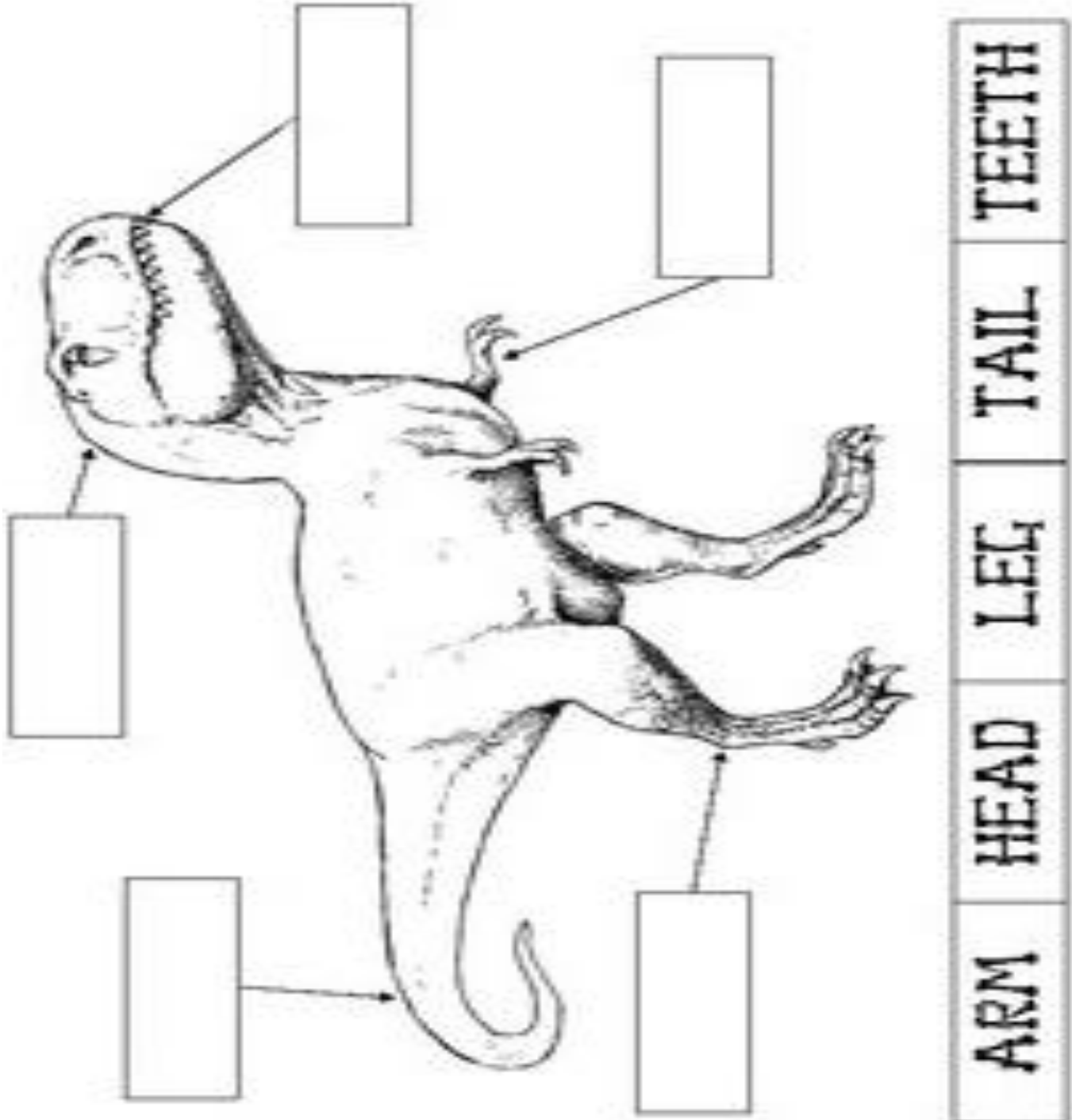


Name: \_\_\_\_\_  
BCCS-B

Week 29 Day 2 Date: \_\_\_\_\_  
RPI SIENA UNION

### Spring Break Homework


**Directions:** Use the words to label the Tyrannosaurus Rex.





# Day # 3

**Spring Break**



Name: \_\_\_\_\_  
BCCS-B

Week 29 Day 3 Date: \_\_\_\_\_  
RPI SIENA UNION

### Spring Break Homework

**Directions:** Write a sentence using the word given.

# Form a sentence!

Form a sentence using these words  
and some of your own...

big

t-rex



teeth

---

---

---

---

---

---


---

---



# Day # 4

**Spring Break**






Name: \_\_\_\_\_  
BCCS-B

Week 29 Day 4 Date: \_\_\_\_\_  
RPI SIENA UNION

### Spring Break Homework

Directions: circle the word that completes each sentence.




1. This dinosaur had very short \_\_\_\_\_ legs.      right  
front
2. It moved \_\_\_\_\_ on its hind legs.      along  
front
3. It was \_\_\_\_\_ a very scary creature.      probably  
someday
4. I knew \_\_\_\_\_ away I wouldn't want to  
meet one.      along  
right
5. \_\_\_\_\_ I'd like to dig up dinosaur bones.      Someday  
Right



# Day # 5

**Spring Break**



Spring Break Homework

Directions: Read the story and answer the questions

# Cake at the Lake

Dave and Jake went to the lake. Jane was at the lake, too. Jane's mom gave her a cake to take to the lake. Dave, Jake, and Jane looked for a place to have cake. They found a cave. They got out of the sun in the shade of the cave. They put the cake on plates and ate. You could see frosting on Jake's face!



① Who went to the lake?

\_\_\_\_\_  
-----  
\_\_\_\_\_

② What did Jane take to the lake?

\_\_\_\_\_  
-----  
\_\_\_\_\_

③ Why did they eat cake in a cave?

\_\_\_\_\_  
-----  
\_\_\_\_\_

Name: \_\_\_\_\_  
BCCS-B

Week 29 Day 5 Date: \_\_\_\_\_  
RPI SIENA UNION

### Spring Break Homework

## Dinosaur Word Search

C	H	C	O	A	L	S	H	I	N	G
Y	U	U	L	I	R	S	I	H	T	I
W	G	X	S	A	I	Y	D	O	E	A
W	E	S	U	T	W	T	Y	R	E	N
R	O	X	Z	C	P	S	U	N	T	T
F	O	V	T	E	G	G	S	S	H	W
V	G	C	H	I	M	J	E	Q	A	O
E	A	A	K	B	N	R	I	R	Y	C
J	I	E	I	O	C	C	E	Z	T	C
B	O	N	E	S	J	E	T	K	O	A
R	A	P	T	O	R	T	X	Z	B	Y



bones	raptor
claws	rex
crest	rock
eggs	teeth
era	fossil
extinct	giant
horn	huge