

Name _____

25

**1st Grade Reading Mastery Remote Learning Packet
Week 25**



Dear Educator,

My signature is proof that I have reviewed my scholar's work and supported him to the best of my ability to complete all assignments.


(Parent Signature)

(Date)

Parents please note that all academic packets are also available on our website at www.brighterchoice.org under the heading "Remote Learning." All academic packet assignments are mandatory and must be completed by all scholars.



Day # 1





Name: _____ Week 25 Day 1: Date: _____

BCCS-B

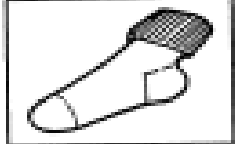





RPI Siena Union

Directions: Part 1: Write each sound. Part 2: Match the words with the picture


Part 1:

b _____	ē _____
e _____	ī _____
ch _____	th _____

Part 2:

tēeth _____		ēar _____	
sick _____		gāte _____	
tāil _____		SOCK _____	
hē _____		pigs _____	
dish _____		logs _____	
shē _____		fish _____	

Name: _____ Week 25 Day 1: Date: _____



BCCS-B

RPI Siena Union

Directions: Part 1: X out the long /a/ sound and circle the /c/ sound. Part 2: Match each sound. Part 3: Write each sound.

Part 1:

n	a	c
c	a	o
th	c	o
a	t	a
o	c	n
c	t	a



Part 3:


a	a	a	a	a
a	_____	_____	_____	_____
o	_____	_____	_____	_____
n	_____	_____	_____	_____
s	_____	_____	_____	_____
e	_____	_____	_____	_____


Part 2:

o.	.a
a.	.c
c.	.o
e.	.n
n.	.th
th.	.e



Day # 2





Name: _____ Week 25 Day 2: Date: _____

BCCS-B

RPI Siena Union

Directions: Part 1: Read and write the sentence. Part 2: X out the word "hate" and circle the word "hat".

Part 3: Read the sentence, circle the word that matches with the sentence

Part 1:

a man had a tub. _____

Part 2:

hāte hat hot hat ~~hāte~~ (hat)
sack hat had hāte
hāte hat hāte hat hat
hat and red hat is hats hāte

Part 3:


the man had a tub. _____
hē said, "I like to rub, rub." _____

1. the man had a... _____

- tub • top • bug

2. hē said, "I like to..." _____

- run, run • rēad, rēad • rub, rub



Name: _____ Week 25 Day 2: Date: _____

BCCS-B

RPI Siena Union

Directions: Part 1: Read, trace and write the sentence. Part 2: Write each sound. Part 3: Write the word on the write line. Part 4: X out the word "we".

Part 1: **thē cat has fun.**

thē cat has fun.

Part 2:

w _____
c _____
o _____
sh _____
ā _____

fish
and
at
nāme
hē

Part 3:


Part 4:

wē and wē hē wē
run tāil wē nām. got
wē now wē
wē this wē wē hat





Day # 3





Name: _____ Week 25 Day 3: Date: _____

BCCS-B

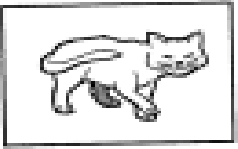









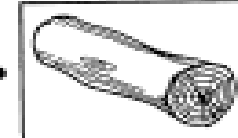

RPI Siena Union

Directions: Part 1: Write each sound. Part 2: Match the word with the right picture.


Part 1:

i _____	sh _____
b _____	p _____
e _____	g _____

Part 2:

<u>g</u> oat	• 	<u>b</u> ug	• 
<u>s</u> ack	• 	<u>n</u> ose	• 
<u>c</u> at	• 	<u>k</u> itten	• 
<u>l</u> og	• 	<u>h</u> at	• 
<u>l</u> ock	• 	<u>f</u> ish	• 
<u>c</u> ar	• 	<u>d</u> uck	• 

Name: _____ Week 25 Day 3: Date: _____





BCCS-B



RPI Siena Union

Directions: Circle the picture that matches the word.



a fish

	
---	---



fat

	
---	---



sit

	
---	---



hill

	
--	--



fēēt

	
--	--



a rug

	
--	--



a man

	
---	---



sand

	
---	--



hut

	
---	---



hat

	
---	---

a dish


	
---	--

tāi

	
---	---



Day # 4





Name: _____ Week 25 Day 4: Date: _____

BCCS-B

RPI Siena Union

Directions: Part 1: X out the word girl and circle the word talk. Part 2: Read the sentence then circle the word that matches the sentence.

Part 1:

talk girl tākē ~~girl~~ talk

sō talk ship talk girl

girl got talk it girl

talk girl with talk talk walk

Part 2:

“can cats talk?” the girl said. →


the cat said, “I can talk.” →

1. “can cats talk?” the... →

- man said
- girl said
- gōat said

2. the cat said, “I can...” →

- talk
- run
- wish



Name: _____ Week 25 Day 4: Date: _____


BCCS-B

RPI Siena Union

Directions: Read and write the sentence


shē mei a fat cai.

Four sets of handwriting lines for practice, each consisting of a solid top line, a dashed middle line, and a solid bottom line with an arrow pointing right.





Day # 5








Name: _____ Week 25 Day 4: Date: _____


BCCS-B

RPI Siena Union


Directions: Write the correct short vowel to complete each word

a e i o u





Name _____



**1st Grade Reading Mastery Remote Learning Packet
Week 26**



Dear Educator,

My signature is proof that I have reviewed my scholar's work and supported him to the best of my ability to complete all assignments.


(Parent Signature)

(Date)

Parents please note that all academic packets are also available on our website at www.brighterchoice.org under the heading "Remote Learning." All academic packet assignments are mandatory and must be completed by all scholars.



Day # 1





Name: _____ Week 26 Day 1: Date: _____


BCCS-B

RPI Siena Union

Directions: Read each word and choose if it is a long or short vowel, then fill in the correct bubble

1. bean	<input type="radio"/> long <input type="radio"/> short	6. tub	<input type="radio"/> long <input type="radio"/> short
2. late	<input type="radio"/> long <input type="radio"/> short	7. suit	<input type="radio"/> long <input type="radio"/> short
3. mitt	<input type="radio"/> long <input type="radio"/> short	8. soap	<input type="radio"/> long <input type="radio"/> short
4. kite	<input type="radio"/> long <input type="radio"/> short	9. tent	<input type="radio"/> long <input type="radio"/> short
5. hop	<input type="radio"/> long <input type="radio"/> short	10. pan	<input type="radio"/> long <input type="radio"/> short







Name: _____ Week 26 Day 1: Date: _____



BCCS-B


RPI Siena Union

Directions: Look at the picture, connect the letters to make the word then write it on the line.

	<p>c a e x i t</p>	<p>cat</p>
	<p>b a g j o t</p>	<p>_____</p> <p>_____</p>
	<p>c i e j a s</p>	<p>_____</p> <p>_____</p>
	<p>c a d e i p</p>	<p>_____</p> <p>_____</p>
	<p>e a f n i p</p>	<p>_____</p> <p>_____</p>
	<p>f e n t a p</p>	<p>_____</p> <p>_____</p>



Day # 2





Name: _____ Week 26 Day 2: Date: _____

BCCS-B













RPI Siena Union


Directions: Write each sound. Part 2: Match the word with its correct picture

Part 1:

b	r
ch	i
f	l

Part 2:

lēaf		pig	
sock		coat	
dog		sheep	
tail		corn	
nose		ear	
rock		lake	



Name: _____ Week 26 Day 2: Date: _____

BCCS-B

RPI Siena Union

Directions: Read the sentence, trace then write it. Part 2: Write each sound. Part 3: write each word on its correct line. Part 4: X out the word "that"

Part 1:

shē said, "I am mē."

shē said, "I am mē."

Part 2:

h _____

d _____

k _____

s _____

ē _____

rock _____

māil _____

fat _____

fun _____

wē _____

Part 3:

Part 4:

that fish that ate ~~that~~

hot that at that


that fat that now

gun that mom this that

that that this that



Day # 3



Name: _____ Week 26 Day 3: Date: _____

BCCS-B

RPI Siena Union

Directions: Write the missing vowel.



l _ _ p



c _ _ b



p _ _ t



j _ _ t



m _ _ x



p _ _ n



p _ _ g



w _ _ g



c _ _ n



w _ _ t




h _ _ p



z _ _ p



Day # 4





Name: _____ Week 26 Day 4: Date: _____

BCCS-B


RPI Siena Union

Directions: Part 1: Read, trace then write the sentence. Part 2: Match the picture with the correct sentence.


Part 1:

shē got fīve fish.

Part 2:



hē has a fan.




shē is sick.




the man is in a car.



wē ātē cōrn.



the cat has big fēēt.



Name: _____ Week 26 Day 4: Date: _____

BCCS-B

RPI Siena Union

Directions: Trace the short vowel then circle the picture that starts with that vowel.

a



e



i



o




u





Day # 5



Name: _____ Week 26 Day 5: Date: _____

BCCS-B

RPI Siena Union

Directions: Fill in the missing middle sound.

middle sound review

1.  p_g

11.  h_m

2.  l_g

12.  b_t

3.  j_g


13.  n_t

4.  c_t

14.  r_g

5.  b_d

15.  p_t

6.  w_g


16.  m_g

7.  p_n

17.  l_p

8.  d_g

18.  j_t

9.  s_t

19.  m_p

10.  s_n

20.  h_t