



Name _____



1st Grade Reading Mastery Remote Learning Packet

Week 27



Dear Educator,

My signature is proof that I have reviewed my scholar's work and supported him to the best of my ability to complete all assignments.


(Parent Signature)

(Date)

Parents please note that all academic packets are also available on our website at www.brighterchoice.org under the heading "Remote Learning." All academic packet assignments are mandatory and must be completed by all scholars.



Day # 1





Name: _____ Week 27 Day 1: Date: _____

BCCS-B

RPI Siena Union

Directions: Part 1: Read and write the sentence. Part 2: Circle the word "talk" and X out the word "girl".

Part 3: Read the sentences, circle the words that match with the sentence.

Part 1:

shē met a fat cat.

Three sets of handwriting lines, each consisting of a solid top line, a dashed middle line, and a solid bottom line, for practicing the sentence.

Part 2:

talk girl girl tāke ~~girl~~ talk

sō talk ship talk it girl girl

girl got talk girl talk talk

talk girl with girl talk walk

Part 3:

"can cats talk?" the girl said.


the cat said, "I can..."

1. "can cats talk?" the...

- man said
- girl said
- gōat said

2. the cat said, "I can..."

- talk
- run
- wish



Name: _____ Week 27 Day 1: Date: _____

BCCS-B













RPI Siena Union

Directions: Part 1: Write each sound. Part 2: Match the word with the correct picture

Part 1:


b	r
ch	i
f	l

Part 2:

<u>l</u> eaf		p <u>i</u> g	
s <u>o</u> ck		c <u>o</u> at	
d <u>o</u> g		sh <u>ee</u> p	
t <u>ai</u> l		c <u>o</u> rn	
n <u>o</u> se		<u>e</u> ar	
r <u>o</u> ck		l <u>a</u> ke	



Day # 2





Name: _____ Week 27 Day 2: Date: _____

BCCS-B

RPI Siena Union

Directions: Read the story, circle the words with the short "u" sound and X out words with the short "o" sound.

a bug and a dog →

a bug and a dog sat on a log. the →

dog said, "that bug is sō little I can not →

sēē him on the log." →

the bug said, "I am big." →

the dog said, "that bug on the log →

is not big." →

the bug said, "I will ēat this log." →


and hē did. hē bit and bit and bit at the →

log. the bug said, "now that dog can sēē →

how big I am." →

the dog said, "that bug can ēat logs →

as well as a big bug." →



Name: _____ Week 27 Day 2: Date: _____

BCCS-B

RPI Siena Union


Directions: Part 1: Read and write the sentence. Part 2: Match the picture with the sentence.

Part 1:


shē got fīve fīsh.

Three sets of handwriting lines (solid top and bottom lines with a dashed middle line) for practicing writing the sentence.

Part 2:



hē has a fan.




shē is sick.



the man is in a car.




wē ātē cōrn.



the cat has big fēet.



Day # 3





Name: _____ Week 27 Day 3: Date: _____

BCCS-B

RPI Siena Union

Directions: Part 1: Write each sound. Part 2: Write words that begin with each of the sounds from Part 1.
Part 3: Read the sentences, circle the words that match with the sentence.

Part 1:

I

I

sh

l

c

a

Part 2:

Part 3:

<p>a man had a car.</p>
<p>the car was red.</p>

1. a man had a...

•card

•cat


•car

2. the car was...

•big

•red

•little



Name: _____ Week 27 Day 3: Date: _____

BCCS-B

RPI Siena Union

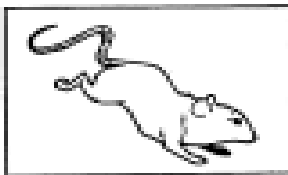
Directions: Read and write the sentence. Part 2: Match the picture with the correct sentence

Part 1:

hē slid on his nōse.

Blank handwriting lines for practice, consisting of a solid top line, a dashed middle line, and a solid bottom line with an arrow pointing right.

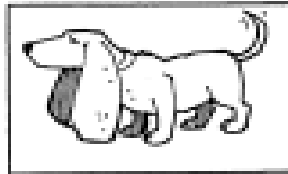
Part 2:



this man is mad.




a rat ran.




the girl can run.




the dog has big ears.



shē has a rake.



Day # 4





Name: _____ Week 27 Day 4: Date: _____

BCCS-B

RPI Siena Union

Directions: Part 1: Write each sound. Part 2: Write a word that begins with each of the sounds from Part 1.
1. Part 3: Read the sentences, circle the words that match with the sentence.


Part 1:

Part 2:

Part 3:

a girl went fishing.	→
shē did not get fish.	→

1. a girl went... →
- hōme
 - running
 - fishing
2. shē did not get... →
- sick
 - fish
 - fans



Name: _____ Week 27 Day 4: Date: _____

BCCS-B

RPI Siena Union

Directions: Read and write the sentence. Part 2: Match the picture with the correct sentence

Part 1:

they ran to the park.

Handwriting practice lines consisting of three sets of solid top and bottom lines with a dashed middle line, each ending in an arrow pointing right.

Part 2:



she kissed him.



a duck can walk.



he has a mitt.




this pot has no top.



she sat with a cat.

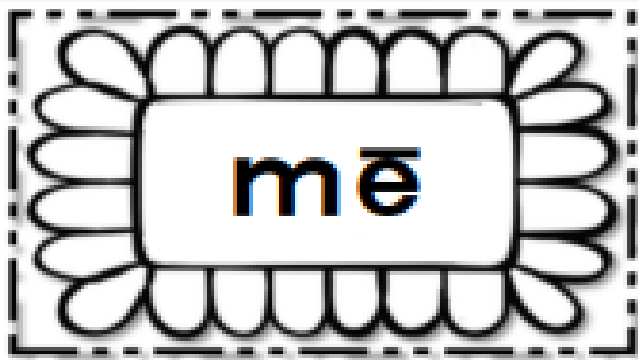


Day # 5




Name: _____

popcorn
word



Color It



mē

Trace It



mē

Find & dab it






a mē m mē it
mē I mē on am a mē

Write It In a sentence

look at _____.


Build It



m ē



Name _____



1st Grade Reading Mastery Remote Learning Packet

Week 28



Dear Educator,

My signature is proof that I have reviewed my scholar's work and supported him to the best of my ability to complete all assignments.


(Parent Signature)

(Date)

Parents please note that all academic packets are also available on our website at www.brighterchoice.org under the heading "Remote Learning." All academic packet assignments are mandatory and must be completed by all scholars.



Day # 1



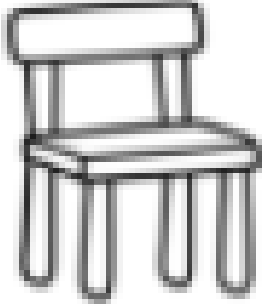

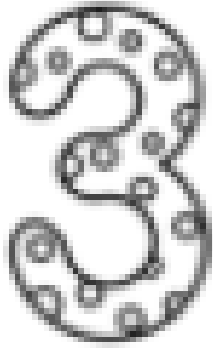





Name: _____ Week 28 Day 1: Date: _____


BCCS-B

RPI Siena Union

Directions: Circle the digraph that matches the picture

	<p>ch</p> <p>th</p> <p>sh</p>		<p>ch</p> <p>th</p> <p>sh</p>
	<p>ch</p> <p>th</p> <p>sh</p>		<p>ch</p> <p>th</p> <p>sh</p>
	<p>ch</p> <p>th</p> <p>sh</p>		<p>ch</p> <p>th</p> <p>sh</p>

Name: _____ Week 28 Day 1: Date: _____



BCCS-B

RPI Siena Union

Directions: Part 1: Write each sound. Part 2: Circle the word with the correct picture

Part 1:

g g g
u
n
h
a



Part 2:

roc_k

roc_k

roc_k

rat

rat

rat

man

man

man


mitt

mitt

mitt



Day # 2





Name: _____ Week 28 Day 2: Date: _____

BCCS-B

RPI Siena Union

Directions: Circle the blend that matches the picture.



cl
bl



sl
pl



fl
gl



gl
cl



sl
fl



cl
pl



gl
cl




bl
fl



bl
fl



gl
sl





Name: _____ Week 28 Day 2: Date: _____

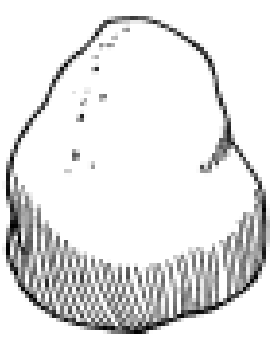
BCCS-B


RPI Siena Union


Directions: Circle the word that matches each picture.


	nōse
	fēeth
	ēar
	car

	cat
	cow
	nut
	lock

	sock
	fan
	lake
	rock


	rat
	fish
	rake
	hut

	goat
	coat
	cat
	got

	nō
	nōse
	on
	not



Day # 3





Name: _____ Week 28 Day 3: Date: _____

BCCS-B

RPI Siena Union

Directions: Part 1: Read and write the sentence. Part 2: X out the word "sat". Part 3: Draw a line to the matching words.

Part 1:

thē sand is hot.

his fēēt got

hot. his hat is

not hot.

thē sand is hot.

Part 2:

sat

~~sat~~

fat

sat

sand

rock

sēē

sat

sat

at

sat

hut

sat

hē

Part 3:

ēar

eat

tail

cat

fig

ear

eat

fig

cat

tail

name

name

Name: _____ Week 28 Day 4: Date: _____



BCCS-B

RPI Siena Union

Directions: Part 1: Read and write the sentence. Part 2: X out the "n" sound and circle the "h" sound.
Part 3: Draw a line to the matching words.

Part 1:

this · is · a · cat.

this · cat · has · fat

fēēt. · this · cat · can

run · in · thē · mud.


this · is · a · cat.

Part 2:


h ā ~~n~~ (h)
n
h o h
sh n g n
n i c
sh h

Part 3:

wē rān
mad mud
will māde
māde mad
mud wē
rān will



Day # 4





Name: _____ Week 28 Day 4: Date: _____

BCCS-B

RPI Siena Union

Directions: Part 1: Read and write the sentence. Part 2: X out the word "she". Part 3: Draw a line to the matching words.

Part 1:

a fish māde a wish.

“I wish I had fēēt. I wish I had a tāil. I wish I had a hat. I wish I had a dish.”

a fish māde a wish.

Part 2:

shē

hot

shē

shē

not

shē

hē

sac_k

fun

shē

māde

shē

hat

~~shē~~

Part 3:

hot .

got

got .

not

hat .

rat

not .


hot

rat .

fat

fat .

hat



Name: _____ Week 28 Day 4: Date: _____

BCCS-B

RPI Siena Union

Directions: Write each sound. Part 2: Circle the picture that matches the word.

Part 1:

h _____

n _____

w _____

r _____



Part 2:

sac_k

fēēt

a loc_k

a rug

shē

fat

shac_k

rān

hē


mad

littl_e

fan



Day # 5



Name: _____ Week 28 Day 5: Date: _____

BCCS-B

RPI Siena Union

Color by Sound

