



Name _____



Kindergarten ELA Remote Learning Packet

Week 27



Dear Educator,

My signature is proof that I have reviewed my scholar's work and supported him to the best of my ability to complete all assignments.


(Parent Signature)

(Date)

Parents please note that all academic packets are also available on our website at www.brighterchoice.org under the heading "Remote Learning." All academic packet assignments are mandatory and must be completed by all scholars.



Day # 1



Name _____ Week 27 Day 1 Date _____

BCCS-B

SUNY Cortland SUNY Morrisville

Earth Week 1 Day 1 Exit Ticket


Directions: Draw a picture that shows what happens to garbage when it is thrown out. Write a sentence to match your illustration.

WHAT HAPPENS TO GARBAGE WHEN IT IS THROWN OUT?





Day # 2



























Name _____ Week 27 Day 2 Date _____

BCCS-B

SUNY Cortland SUNY Morrisville


Earth Week 1 Day 2 Exit Ticket

Directions: There are three pictures of natural resources next to an item made by them. Listen closely as your teacher reads the names of the natural resource to you. Circle the natural resource that is being used for item: water, coal, or trees.

1.  Paper			
2.  Fish			
3.  Light			
4.  Watering Garden			
5.  Log Cabin/ House			
6.  Drinking Water			



Day # 3




Taking Care of the Earth Week 1 Day 3

Directions: Color the items that we can re-use.

 bone	 apple	 shopping bag
 carrot	 card box	 soda can
 plastic bag	 banana peel	 glass jar
 broken glass	 food scrap	 plastic bottle



Day # 4





Name _____ Week 27 Day 4 Date _____


BCCS-B

SUNY Cortland SUNY Morrisville

Taking Care of the Earth Week 1 day 4


Directions: Sort the pictures between objects that you recycle and objects you compost.

<h1>Compost</h1>  <p>shutterstock · 192015269</p>	<h1>Recycle</h1> 





Day # 5



Name _____ Week 27 Day 5 Date _____

BCCS-B

SUNY Cortland SUNY Morrisville

Earth Week 1 Content Assessment

Directions: Circle the picture that matches the vocabulary word.




1.) **Dumpster**



2.) **Aluminum**

Part 2

3.) Circle things that you can recycle.





Name _____

28

Kindergarten ELA Remote Learning Packet

Week 28



Dear Educator,

My signature is proof that I have reviewed my scholar's work and supported him to the best of my ability to complete all assignments.


(Parent Signature)

(Date)

Parents please note that all academic packets are also available on our website at www.brighterchoice.org under the heading "Remote Learning." All academic packet assignments are mandatory and must be completed by all scholars.



Day # 1



Name _____ Week 28 Day 1 Date _____

BCCS-B

SUNY Cortland SUNY Morrisville

Earth Week 2 Day 1 Exit Ticket

Directions: Listen to each question. Answer the question by gluing the correct illustration in each box.

Where should we put our trash when we finish with it?

1

When people take their trash outside, what do they place it in?

2

What vehicle is used to pick up trash?

3

Where does a county waste collector take the trash?

4

Name _____ Week 28 Day 1 Date _____

BCCS-B

SUNY Cortland SUNY Morrisville


Earth Week 2 Day 1

Directions: Cut out the pictures to complete the exit ticket.





Day # 2



Name _____ Week 28 Day 2 Date _____

BCCS-B

SUNY Cortland SUNY Morrisville

Earth Week 2 day 2 Exit Ticket

Directions: Draw a picture that shows what it means to recycle, reduce, or reuse. Just pick one and then write your answer to the question on the lines below!

WHAT DOES IT MEAN TO RECYCLE, REDUCE, OR REUSE?




1. With a crayon, circle the question sentence you would ask if you wanted to know more about recycling.

I can recycle my water
bottle.

What is the symbol for
recycling?



Day # 3



Name _____ Week 28 Day 3 Date _____

BCCS-B

SUNY Cortland SUNY Morrisville

Earth Week 2 day 3 Exit Ticket

Directions: Circle the question sentence you would ask if you wanted to know more about Composting. Draw and write about composting.

I can use fruit to put in my compost pile?


What is composting?

What is composting?





Day # 4



Taking Care of the earth Week 2 day 4

Directions: Circle the questions.

1.)

**How do people use
natural resources?**

Name a natural resource.

2.)

**Water is a natural
resource.**

**What is a natural
resource?**

3.)

**Name a natural resource
that you use.**

**How do trees and plants
help keep the air clean?**