

Kindergarten Guided Reading Packet



Trimester 2

March 15th , 2021 – March 19th, 2021

Name: _____



Name: _____

Trace the sight word

S O M E

Write the sight word.

Find and underline the sight word.

come	come	some
some	come	come
come	some	come

Color the sight word.

some

Fill in the missing letters.

s e

 m

Read each sentence and underline the sight word.

I have some candy.
You can have some too.

Cut out the letters below to make the sight word.




m e s o



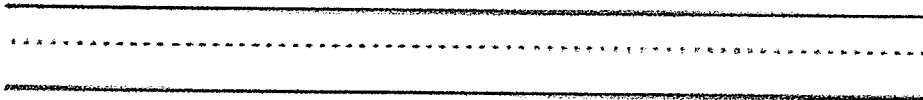
Find and shade: 'now'

n	o	s
u	w	g
m	d	k

Trace.



Copy.



Write.




Underline the right word: 'now'

1. I can hear the trumpet now.
2. Now it is lunch time.



Find and circle.



Name _____

Holidays/Opposites


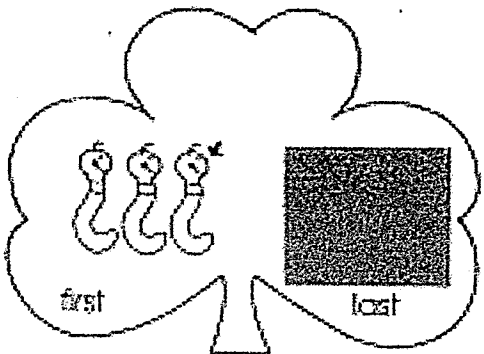
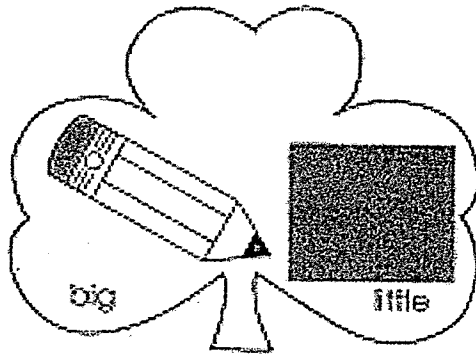
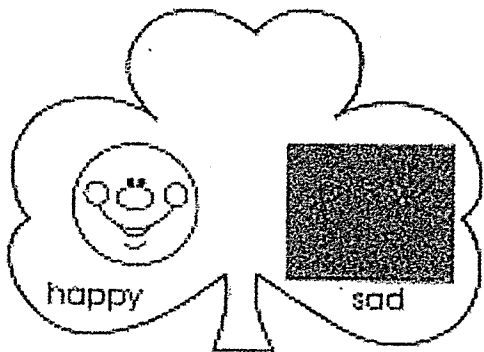
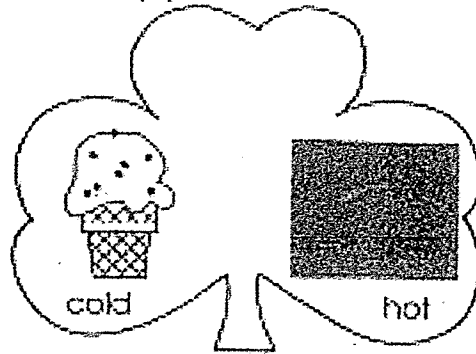
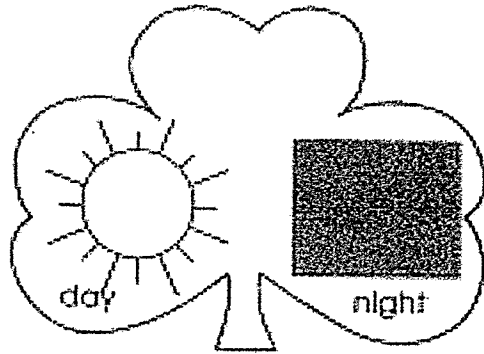
Juggle And Jingle



Cut.



Paste to match opposites.




© 1994 Education Center, Inc. • Teacher's Answer • All Opposites • Form 32 1111

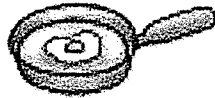


Sentence Writing (short a)

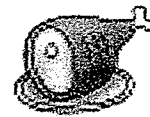
Write a sentence for each word:



cat



pan



ham

1. _____


2. _____

3. _____

Name: _____

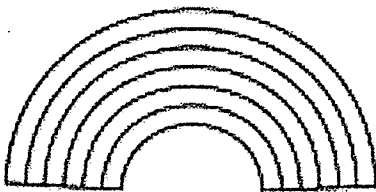
SHAMROCK SYLLABLES

Directions: Read the word and choose the correct number of syllables.




leprechaun

1
2
3



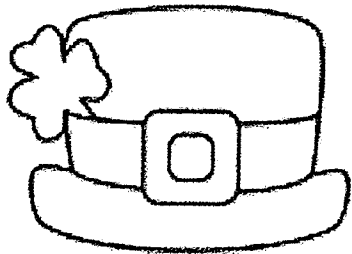
rainbow

1
2
3




gold

1
2
3



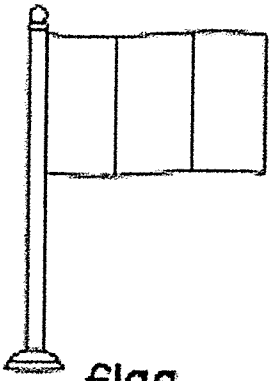
hat

1
2
3



shamrock

1
2
3




flag

1
2
3


© The House Little Light Ltd

NAME: _____

WRITE THE MISSING BLEND IN THE BOXES TO SPELL EACH PICTURE NAME.




		t
--	--	---




		t
--	--	---

10


		n
--	--	---




		t
--	--	---




		t
--	--	---




		n
--	--	---




		p
--	--	---



		g
--	--	---



		x
--	--	---



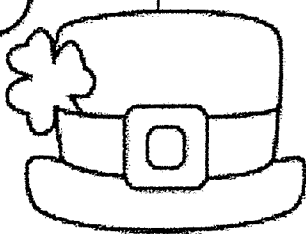
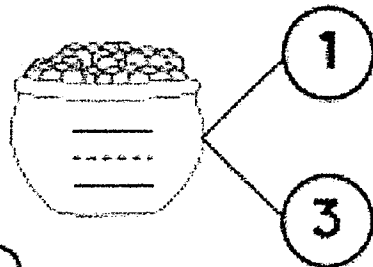
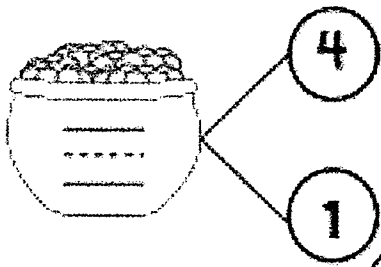
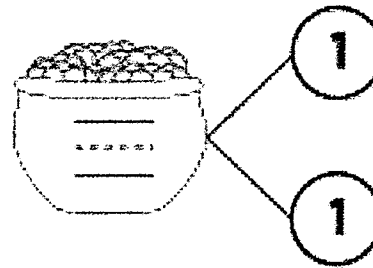
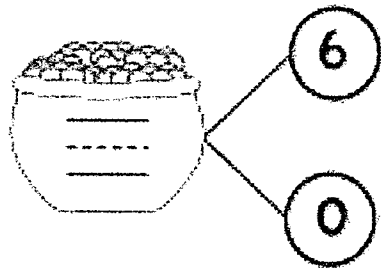
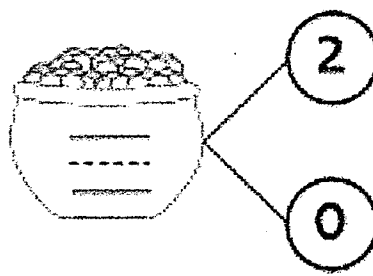
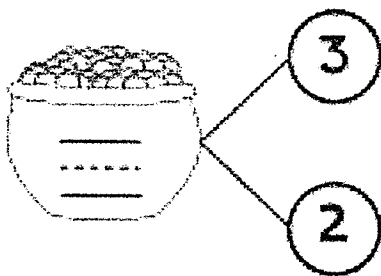
		n
--	--	---

Resource created by Benzels Beginnings

Name: _____

Number BONDS 0-6

Directions: Add both numbers together to complete the number bond.



©2016 THE KINDERGARTEN POD


Name: _____

1. Color the sight word where



where where

2. Trace & Write the sight word where



where where

_____	_____
-----	-----
_____	_____

3. Color the boxes with the sight word where

where	ate	who	where	where	where
our	where	where	our	ate	our
who	where	ate	where	where	who


4. Cut & Paste the letters into the boxes to make the sight word where

					e	e	h	r	w
--	--	--	--	--	---	---	---	---	---

© 2015 Tossle & Tuff Kindergarten Press

Name: _____

Super Sight Word:



Find and circle it

some take then
know some of some
some some stop

Trace it

S O M E

S O M E

Color it

1=red 2=brown
3=yellow 4=green

1 2 3 4
some

Highlight it

some	some	some	put
her	stop	old	some
some	some	some	walk

Put it in a sentence

May I have _____ pie?

Give him _____ water.

Box it up

S O M E


Build it

--	--	--	--

m s o e

Sight Word Page

Practice reading and spelling the sight word in many ways. Write a sentence with the word.

<p>Read</p>  <p>where</p>	<p>Find where were where whee where where</p>
<p>B u i l d</p>	
<p>Trace</p> <p>where</p>	<p>Spell</p> <hr/> <hr/> <hr/>



Write a sentence with the word.

Name _____



Cut, sort and paste the pictures under the correct letter.
Trace the letters and color the pictures.

Ss

--	--	--	--


S S S S S S S S S S S S S S S S

Ll

--	--	--	--

--	--	--	--	--	--	--	--	--	--







© Learning by First by 2021 All rights reserved.



Name: _____













LUCKY WORD FAMILIES

Directions: Color the words that match the word family.




1. Write your name.
2. Write the words.
3. Cut out the pictures.
4. Glue the pictures.

short
a
level 3








cab			
mad			
bag			
ham			
pan			
map			

Name _____


ten frames




Directions: Help the leprechaun match the numbers.



Name: _____



Color



Trace



Write

Red 	where	where	_____
Orange 	where	where	_____
Yellow 	where	where	_____
Green 	where	where	_____
Blue 	where	where	_____
Purple 	where	where	_____
Black 	where	where	_____


Name: _____

1 Color the sight word now



now now

2 Trace & Write the sight word now



now now now

3 Color the boxes with the sight word now

now	no	now	no	now	so
now	now	so	say	now	now
say	so	no	now	now	say

4. Cut & Paste the letters into the boxes to make the sight word now

			o	n	w
--	--	--	---	---	---

© 2013 The McGraw-Hill Companies

Sight Word Scramble and Rainbow Write: Week 13


Name: _____ Date: _____



Directions: First, unscramble the letters to spell each sight word correctly. After that, write the correctly spelled word using your best handwriting. Finally, write the word again using a different colored crayon for each letter. When you are done, your word should look like a rainbow! Have fun.

Word Bank: some her would make like


unscramble:	pencil write:	rainbow write:
meos	_____	_____
keil	_____	_____
dlouw	_____	_____
reh	_____	_____
kame	_____	_____



for more creative learning ideas check out
www.makinglearningfun.com

Name: _____

Pot of Gold




Write it.

.....

I am lucky leprechaun. a I

1.4 PK.W. 1.4 PK.X


Name _____



I feel lucky





because

Name: _____



RAINBOW RHYMING

























Directions: Circle the picture that rhymes with the first picture.



©The Little Kids Library

Name: _____

Circle the picture that matches the beginning blend.


  pe	  ra	  mo
  bi	  ca	  su
  he	  li	  fa
  wi	  du	  ne

Resource created by Benzel's Beginnings


Name: _____

COUNTING GOLD COINS


Directions: Count the coins and choose the correct number.




4 5 6




1 2 3




6 7 8



5 6 7




8 9 10




2 3 4

Name: _____










Color




Trace



Write

<p>Red</p> 	<p>now</p>	<p>now</p>	<p>_____</p> <p>-----</p> <p>_____</p>
<p>Orange</p> 	<p>now</p>	<p>now</p>	<p>_____</p> <p>-----</p> <p>_____</p>
<p>Yellow</p> 	<p>now</p>	<p>now</p>	<p>_____</p> <p>-----</p> <p>_____</p>
<p>Green</p> 	<p>now</p>	<p>now</p>	<p>_____</p> <p>-----</p> <p>_____</p>
<p>Blue</p> 	<p>now</p>	<p>now</p>	<p>_____</p> <p>-----</p> <p>_____</p>
<p>Purple</p> 	<p>now</p>	<p>now</p>	<p>_____</p> <p>-----</p> <p>_____</p>
<p>Black</p> 	<p>now</p>	<p>now</p>	<p>_____</p> <p>-----</p> <p>_____</p>



Name: _____


Trace it:

some some some

Write it:

--	--	--	--	--	--	--	--	--	--

Color the pictures inside of the letter that have the same beginning sound.



Cut it:

o e s m


Glue it:

--	--	--	--

Name _____

Read it.

where



Write it.

Trace it

where



Spell it.

--	--	--	--	--

Write the sentence.

Where is it?

Color it.

where

© Mrs. Terri's Sight and Sound Reading - <http://www.lightandloud.com>

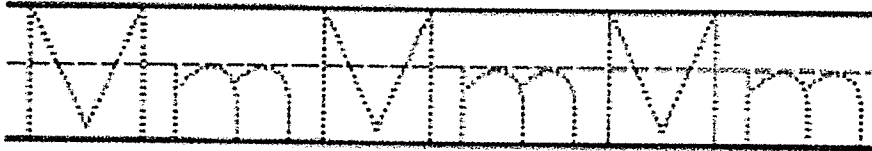
Name _____



Cut, sort and paste the pictures under the correct letter.
Trace the letters and color the pictures.

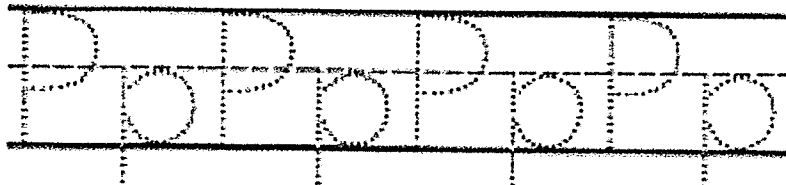
Mm

--	--	--	--

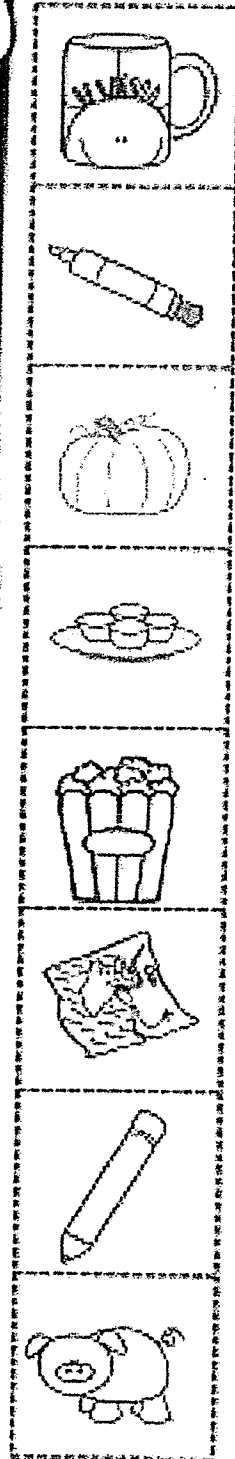


Pp

--	--	--	--




© Teaching by a Montessori 2018. All rights reserved.



Name: _____

Syllable SOUNDS


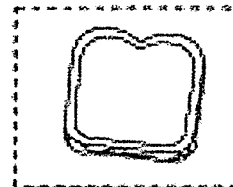




Directions: Say each word. Count the number of syllables.

1 Syllable

2 Syllables

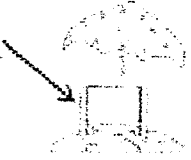

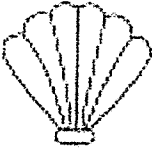



© 2015 THE KINDERGARTEN POND



Name: _____

Beginning
DIGRAPHS

Directions: Say the name of each picture. Then write the beginning digraph on the line.

th	sh	ch
 _____ _____ air _____	 _____ _____ umb _____	
 _____ _____ ell _____	 _____ _____ eep _____	
 _____ _____ erry _____	 _____ _____ orn _____	

© 2016 THE KINDERGARTEN POND

Read, Spell, Draw

CVC 6

<p>dog</p> <hr/> <hr/> <hr/>	<p>hot</p> <hr/> <hr/> <hr/>	<p>top</p> <hr/> <hr/> <hr/>
<p>box</p> <hr/> <hr/> <hr/>	<p>cob</p> <hr/> <hr/> <hr/>	<p>dot</p> <hr/> <hr/> <hr/>
<p>pot</p> <hr/> <hr/> <hr/>	<p>mop</p> <hr/> <hr/> <hr/>	<p>fog</p> <hr/> <hr/> <hr/>

©www.thisreadingmama.com

Name: _____

Directions: Use the color bank to color the picture.

Color by NUMBER


Color Code

- 12 Orange
- 13 Dark Green
- 14 Yellow
- 15 Light Green






© 2016 THE KINDERGARTEN POD




Name _____






Adding Shamrocks!

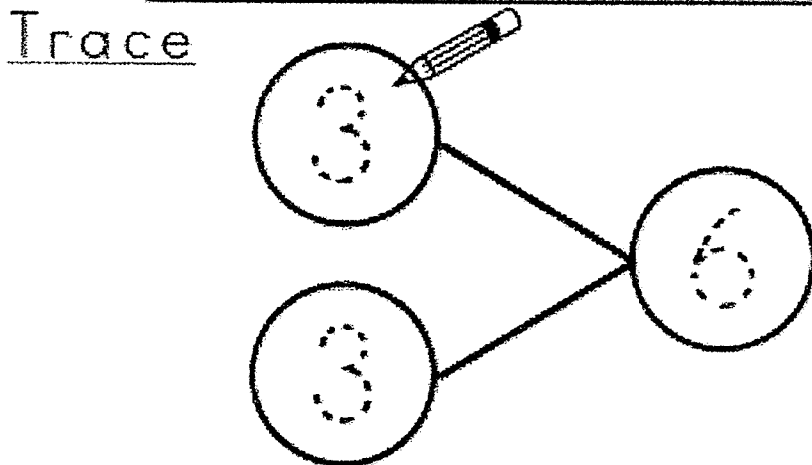
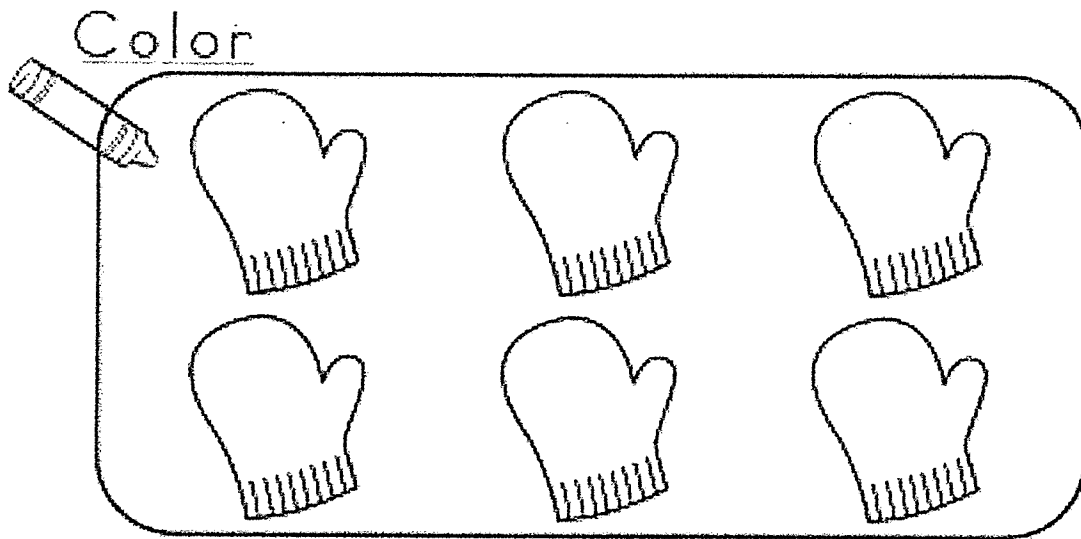
Directions: Add the two groups to find how many in all.

 +  = 

 +  = 

 +  = 


Lisa has 3 pink mittens and 3 purple mittens. How many mittens does Lisa have?



$$\underline{3} + \underline{3} = \underline{6}$$

Answer

Lisa has _____ mittens.



Name: _____

Trace it:

some some

Write it:

Color it:


some some

Find it:

of	just	some	put	some	every
some	as	could	from	may	some
any	some	take	has	some	then

Match the picture to the letter with the same beginning sound:

S	O	M	E



Decorate the sight word any way you like! Add ears, eyes and a tail to turn it into an animal, make patterns, or just color it in. When your child is done, hang it up so they can see it each day.

where

Trace the sight word.

where where where

Circle the sight word in this sentence:

Where is your red sock?

Find the word "where" in the boxes below and circle it or color in the box.

it	we	not	where	three	one
up	where	three	me	where	away



Cut and glue to spell the sight word.

e w h r e


GLUE

where

--	--	--	--	--

NAME _____

DATE _____



Today's
word
is
n o w

Trace and read.

^{1 2} ^{1 2 3 4} ^{1 2 3 4}
n o w n o w n o w

Find and circle now.

the now my NOW how the am much Now

now THE **Now** today the now how **money**

NO the now THE now much no how no now

Write now.

_____	_____	_____
_____	_____	_____

Cut letters and paste to make now.

--	--	--	--	--	--






w	n	o	o	w	n
---	---	---	---	---	---

Name _____


Missing
LETTERS


Directions: Write the missing letter in the Shamrock. Trace the letters as you go.

A B  D  F 

H  J  L  N

 P Q R  T 




 W  Y Z









Name: _____



Missing
LETTERS


Directions: Write the missing letter in the Shamrock. Trace the letters as you go.

a  c  e  g

h i  k l  n


 p   s  u

v w  y 



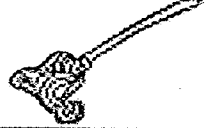











p s m l

Name _____



MISSING First Sounds

 [] i g	 [] i p	 [] o p
 [] [] []	 [] [] []	 [] [] []
 [] [] []	 [] [] []	 [] [] []
 [] [] []	 [] [] []	 [] [] []

Name _____

St. Patrick's Day
Pastoral wreath

Looking for Leprechauns

 Cut.  Glue to match.

under


in

between

over

up

behind








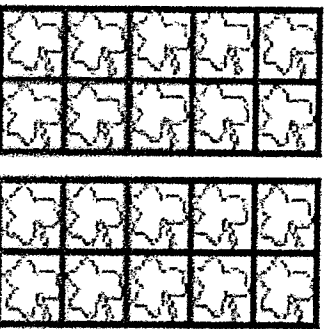

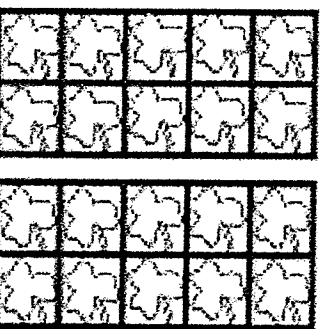

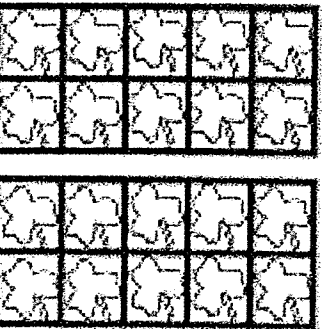

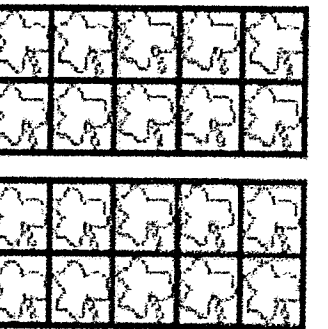
Name: _____



Shamrock Frames



Color the shamrocks to match the number.

Number Bonds

Name _____

Color and count the Christmas cookies. Write the numbers to complete the number bands.

