


# Kindergarten Guided Reading Packet



## Trimester 3

March 22<sup>nd</sup>, 2021 – March 26<sup>th</sup>, 2021


Name: \_\_\_\_\_

Spelling words for the week

many


want

why

  
many

Name: \_\_\_\_\_

Trace the sight word



Write the sight word


\_\_\_\_\_

\_\_\_\_\_



Find and underline the sight word

any	any	many
many	man	any
man	many	man

Color the sight word




Fill in the missing letters.


 

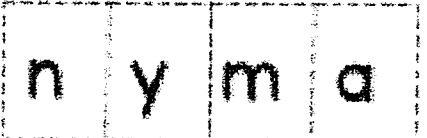
Read each sentence and underline the sight word.

How many do you have?  
She has many friends.

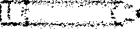


Put the letters below to make the sight word.




 \_\_\_\_\_







Names: \_\_\_\_\_

<p>Read.</p> <p>want</p>	<p>Trace. </p> <p>want want</p>				
<p>Circle the word. </p> <p>want west wane</p> <p>ways what want</p> <p>when want west</p>	<p>Color. </p> <p>want</p>				
<p>Cut and glue</p> <table border="1"><tr><td></td><td></td><td></td><td></td></tr></table>					


 t a w n

Name: \_\_\_\_\_

<p>Read.</p> <p>why</p>	<p>Color. </p> <p>why</p>
<p>Color the letters. </p> <p>w a t</p> <p>s h y</p>	<p>Trace. </p> <p>why</p>
<p>Write. </p> <p>_____</p> <p>_____</p> <p>_____</p> <p>did you stop?</p>	

Name : \_\_\_\_\_

# SENTENCE BUILDING



Cut out the words at the bottom of the page and paste them in the correct order

--	--	--	--

Write the sentence.

---

---

---

---

Capital letter

Spaces


Punctuation

I	kangaroo.	a	saw
---	-----------	---	-----

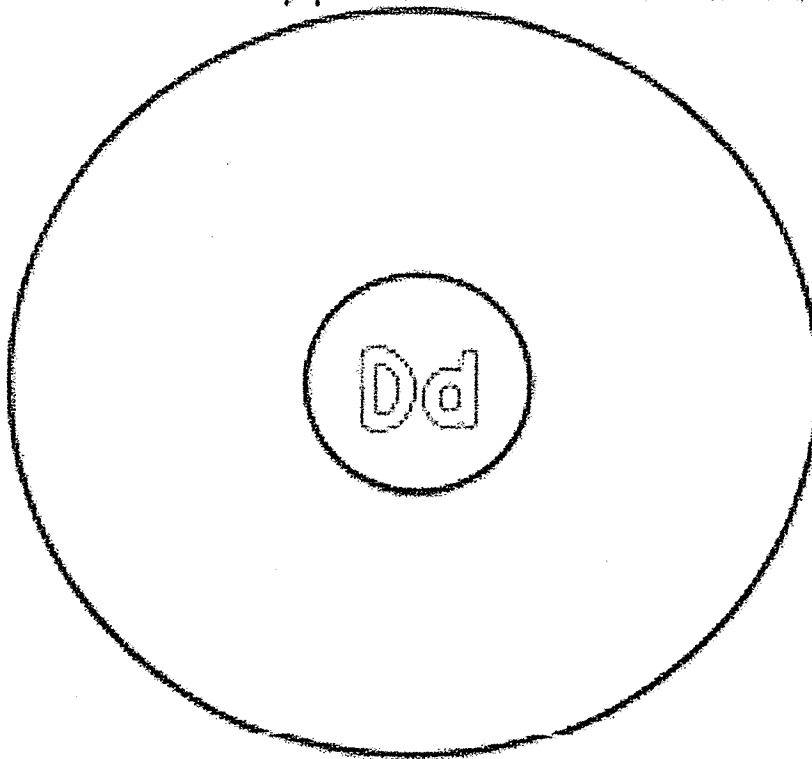
Name: \_\_\_\_\_



I can trace and write uppercase and lowercase Dd



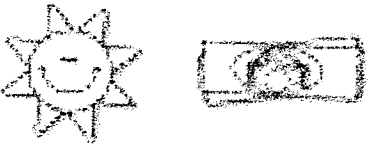
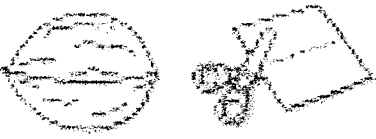



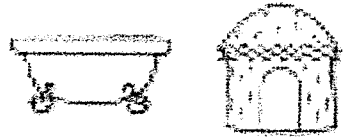




I can identify pictures that start with Dd!



Name \_\_\_\_\_

CVC Vowels U




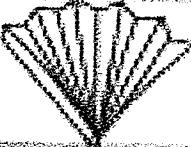


Circle Yes or No if the two pictures rhyme.

<p>1</p>  <p>Yes or No</p>	<p>2</p>  <p>Yes or No</p>
<p>3</p>  <p>Yes or No</p>	<p>4</p>  <p>Yes or No</p>
<p>5</p>  <p>Yes or No</p>	<p>6</p>  <p>Yes or No</p>
<p>7</p>  <p>Yes or No</p>	<p>8</p>  <p>Yes or No</p>
<p>9</p>  <p>Yes or No</p>	<p>10</p>  <p>Yes or No</p>






Stretch the word and say the sound/letter.  
 Cut the letters out below and glue in the beginning, middle, and ending sounds where they belong. Write the word.

Say	Beginning	Middle	Ending	Write
				
				
				
				
				
				

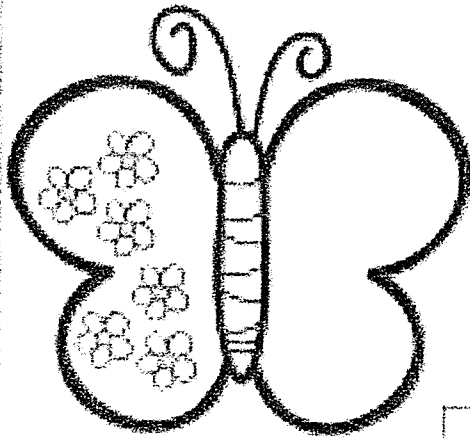
b	b	h	n	t	m	c
a	a	a	a	a	a	p
	f	t	t	g		

Name \_\_\_\_\_

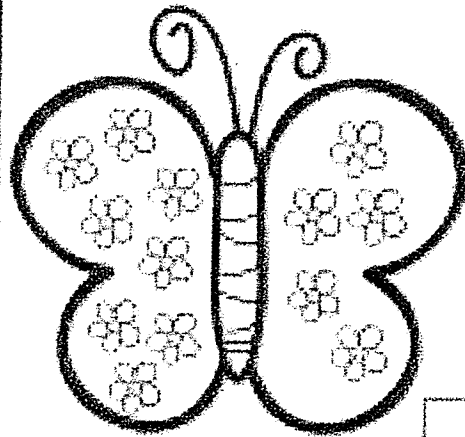
# Adding Flowers!




Directions: Add the two groups to find how many in all.



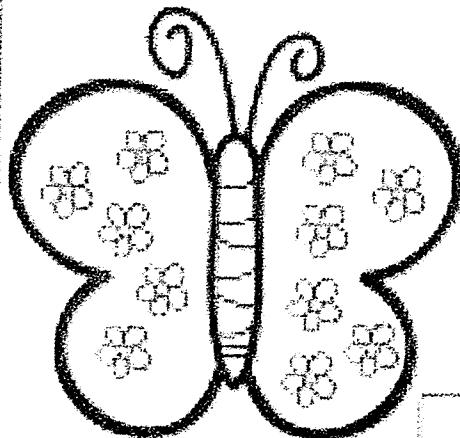
$$\underline{\quad} + \underline{\quad} = \square$$



$$\underline{\quad} + \underline{\quad} = \square$$



$$\underline{\quad} + \underline{\quad} = \square$$



$$\underline{\quad} + \underline{\quad} = \square$$

Name \_\_\_\_\_

Sight Word Activity

why

Put a letter in front of why to form a new word.

\_\_\_hy    \_\_\_hy    \_\_\_hy    \_\_\_hy

Circle the word why.




what when where were  
we why which

Write the word why.

why why why

Use the word why in a sentence.

Why is the dog barking?

  
want

Name: \_\_\_\_\_

Trace the sight word

w a n t

Write the sight word

\_\_\_\_\_

Find and underline the sight word

want	went	want
want	what	went
what	want	what

Color the sight word

want

Fill in the missing letters.

w			t
---	--	--	---

		n	
--	--	---	--


Read each sentence and underline the sight word

Do you want ice cream?

I want to go to school.

Cut out the letters below to make the sight word

--	--	--	--	--	--



n	t	w	a
---	---	---	---

Name: \_\_\_\_\_

many

Find and circle said  
 down many  
 many all  
 some any come  
 many any many

Trace it  
 many

Colour it 1 = purple 2 = pink 3 = red 4 = green  
 many

Highlight it

many	little	many	come
any	many	any	many
many	you	many	so

Put it in a sentence  
 How \_\_\_\_\_ dogs do you have?

Write it


--	--	--	--

Build it










--	--	--	--

✂ a y n m

Name \_\_\_\_\_



# First Sound BUBBLES

 p w x	 l r c	 k v s
 y s m	 m o d	 v n p
 p f a	 d l z	 y l m



p s m l

© Learning To Read Books, Inc. All Rights Reserved.

Dr. Seuss CVC Word Sort

Real Words

Nonsense Words



Cat

Lac

Hat

Pop


Zet

Hop

Wey

Fen

Name: \_\_\_\_\_



A large empty rectangular box for writing a story or drawing a picture.

I Can...

use a capital letter.  
The cat is big.

use a finger to space.  
Two hands are shown with fingers spread, illustrating the concept of using a finger to space words.






sound out words.  
c-a-t = cat

use punctuation.  
. ? !

draw a picture.  
A small, simple drawing of a cat's head and shoulders.

My mom and I \_\_\_\_\_

Four sets of handwriting lines, each consisting of a solid top line, a dashed middle line, and a solid bottom line, for practicing writing.






Name \_\_\_\_\_

a

1. I see a cat.



2. He has a dog.



3. That is a big car.



4. I want a book.



5. They have a pool.



6. She has a toy.




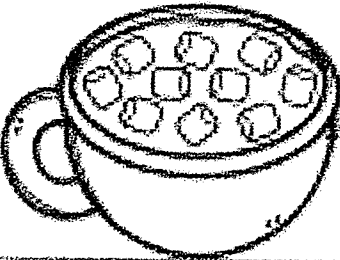

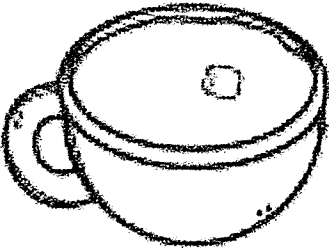

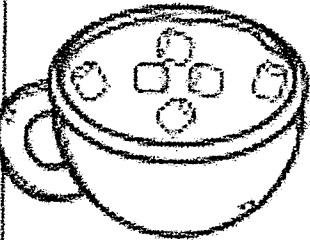


# Winter Counting

Name \_\_\_\_\_

Color the marshmallows in the cup of hot chocolate and count them. Write how many in the box.

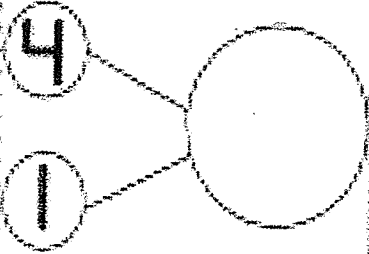
1 2 3 4 5 6 7 8 9 10



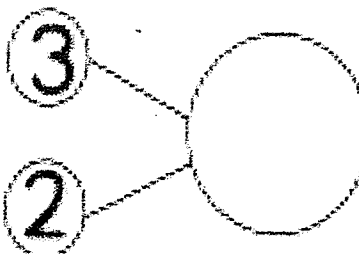
Name: \_\_\_\_\_

**NUMBERS TO 5**Missing **WHOLE**

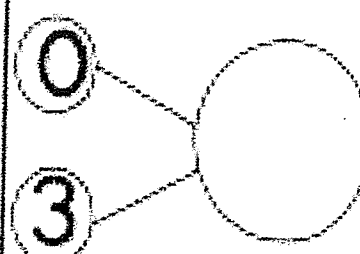
Complete the number band. Finish the number sentence to match.



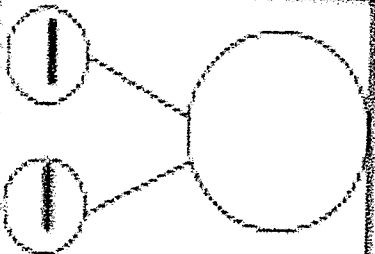
$$4+1= \underline{\quad}$$



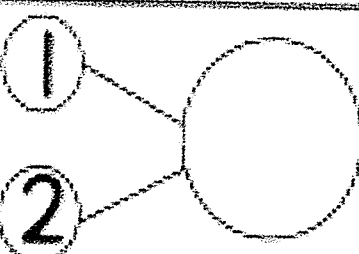
$$3+2= \underline{\quad}$$



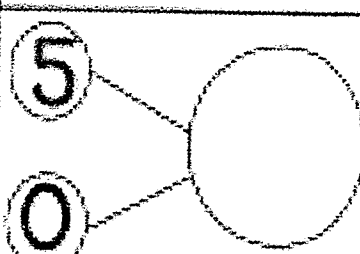
$$0+3= \underline{\quad}$$



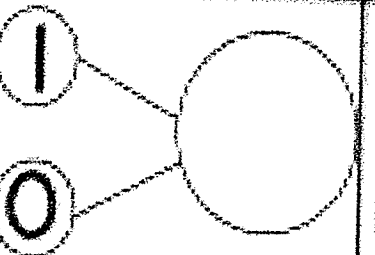
$$1+1= \underline{\quad}$$




$$1+2= \underline{\quad}$$




$$5+0= \underline{\quad}$$




$$1+0= \underline{\quad}$$



$$3+1= \underline{\quad}$$



$$2+2= \underline{\quad}$$

  
why

Name: \_\_\_\_\_

Trace the sight word.

why

Write the sight word.

Find and underline the sight word.

who	why	how
how	who	why
why	how	who

Color the sight word.

why

Fill in the missing letters.


[ ] [ ] y      w [ ] [ ]

Read each sentence and underline the sight word.

Why is she sad?  
Why do you like cats?

Cut out the letters below to make the sight word.

[ ] [ ] [ ] [ ] [ ]



h y w

Name \_\_\_\_\_

Sight Word Activity

want

Put a letter in front of want to form a new word.

\_\_ant      \_\_ant      \_\_ant      \_\_ant

Circle the word want.



where will want which  
were why want



Write the word want.

want want want

Use the word want in a sentence.


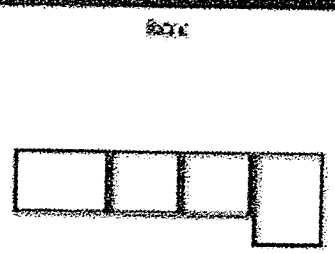
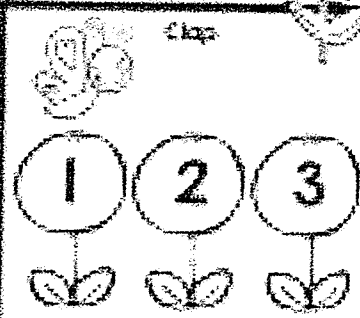
I want to go to the store.

# Spring Word: many



Order  
**many**

Trace  
many



Write













m n y a

Name: \_\_\_\_\_

Date: \_\_\_\_\_

# Which Digraph?

Color the pictures. Circle the correct word that matches each picture. Write that word in the box.

 <p>dolphin dollhin</p>	 <p>phicker whicker</p>	 <p>shunch chunch</p>
<p>_____</p> <p>_____</p>	<p>_____</p> <p>_____</p>	<p>_____</p> <p>_____</p>
 <p>chak thak</p>	 <p>cheese wheese</p>	 <p>gacher gopher</p>
<p>_____</p> <p>_____</p>	<p>_____</p> <p>_____</p>	<p>_____</p> <p>_____</p>
 <p>whola photo</p>	 <p>whisk phisk</p>	 <p>stief thief</p>
<p>_____</p> <p>_____</p>	<p>_____</p> <p>_____</p>	<p>_____</p> <p>_____</p>
 <p>chark shark</p>	 <p>shorn thorn</p>	 <p>thurne chumb</p>
<p>_____</p> <p>_____</p>	<p>_____</p> <p>_____</p>	<p>_____</p> <p>_____</p>

# Read, Spell, Draw

© 2011

net _____ ----- _____	web _____ ----- _____	leg _____ ----- _____
ten _____ ----- _____	pet _____ ----- _____	men _____ ----- _____
red _____ ----- _____	peg _____ ----- _____	wet _____ ----- _____

www.homeschoolprep.com















Name \_\_\_\_\_ Date \_\_\_\_\_

# MIDDLE SOUND REVIEW



Complete the middle sounds in each CVC word. Color.



1.		d _ _ g	7.		l _ _ g
2.		b _ _ b	8.		t _ _ b
3.		b _ _ t	9.		n _ _ t
4.		f _ _ n	10.		j _ _ g
5.		h _ _ g	11.		h _ _ n
6.		s _ _ n	12.		m _ _ p

Name: \_\_\_\_\_

Finish the sentence. Draw a detailed picture to match.

WORD BANK



book



doll



train



puppy

Finish the sentence.

I want a \_\_\_\_\_

Copy the sentence.

\_\_\_\_\_

WORD BANK



spaces



punctuation



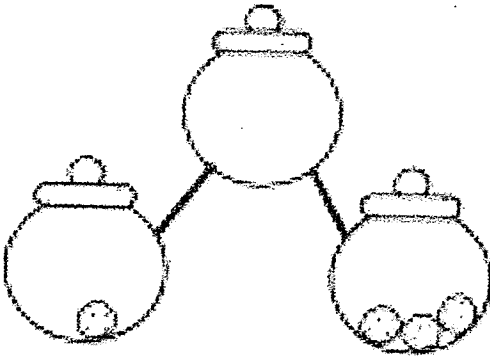
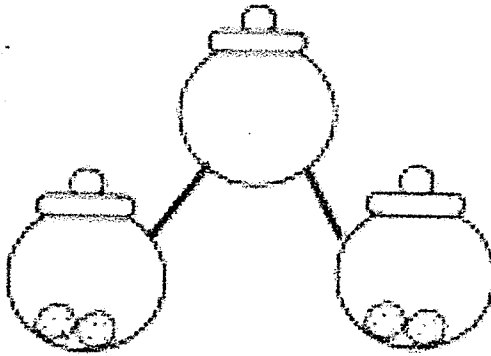
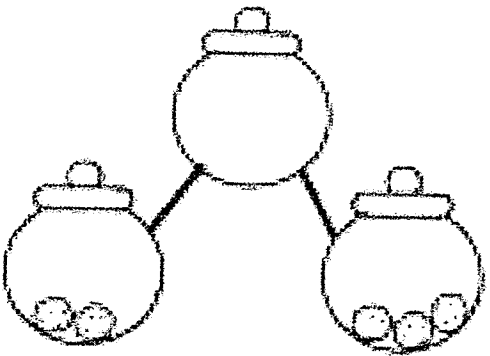
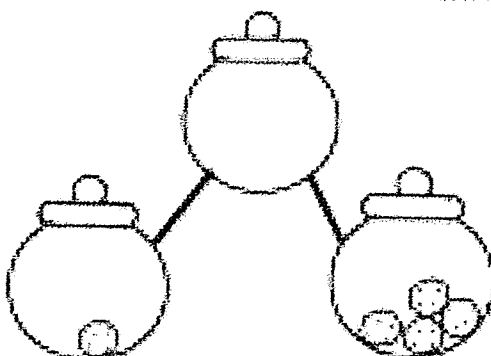
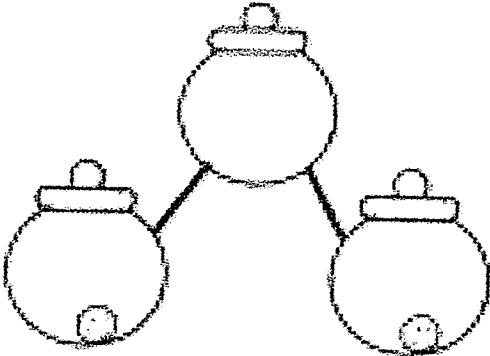
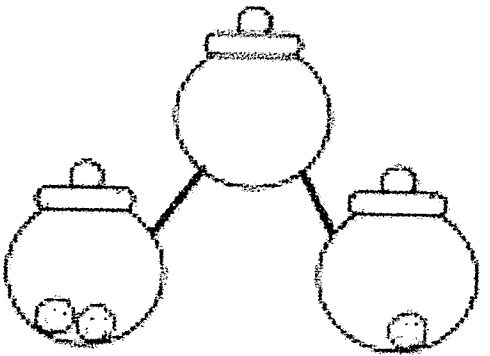
detailed picture

Name: \_\_\_\_\_


NUMBERS TO 5

# HOW MANY?

Solve for the missing whole.

©2009 K5 Learning




SIGHT WORD OF THE WEEK

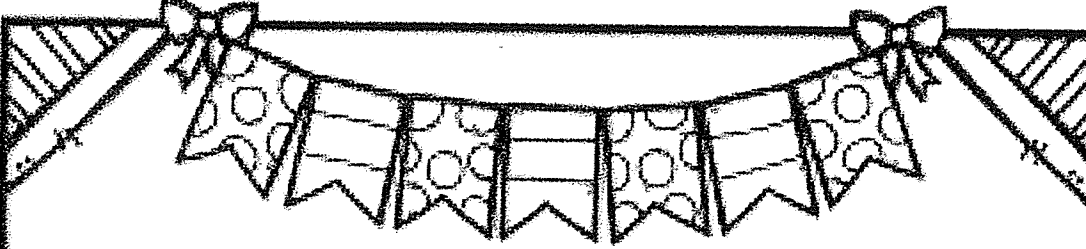
why

why why

why why

Practice writing this week's sight word.





SIGHT WORD OF THE WEEK

want

want want

want want

Practice writing this week's sight word.

Name \_\_\_\_\_

Sight Word Activity

many

Put a letter in front of many to form a new word.

\_\_\_any    \_\_\_any    \_\_\_any    \_\_\_any

Circle the word many.



mad many much more  
maybe money most

Write the word many.

many many many

Use the word many in a sentence.

I have many toys.

Name: \_\_\_\_\_

# SPRING SENTENCE SCRAMBLE

Cut out the words below and glue them in order to make a sentence.  
Write the sentence.



--	--	--	--	--

\_\_\_\_\_

\_\_\_\_\_

\_\_\_\_\_




© Teaching Little Learners 2017




likes	in	jumping	She	puddles.
-------	----	---------	-----	----------

# I Spy The Letter






















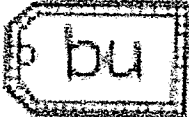









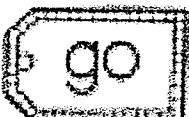





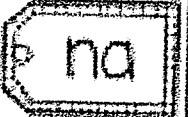
Color the spaces with the letter Mm to see what you can find.





Name: \_\_\_\_\_

Draw a line from the object to the tag with its correct blend.

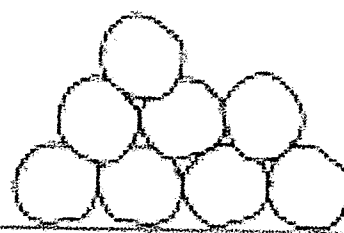

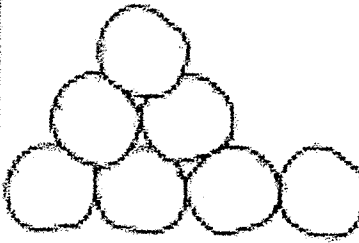
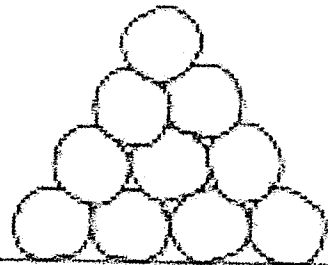

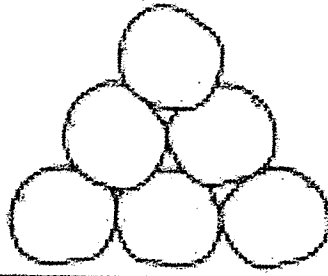
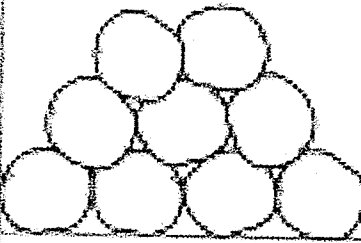
Resource created by Berneice Beginning

# Winter Counting

Name \_\_\_\_\_

Color the snowballs and count them.  
Write how many in the box.

1 2 3 4 5 6 7 8 9 10

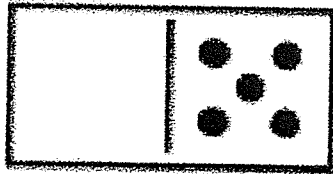


Name: \_\_\_\_\_


# Domino Addition



Add the dots on the domino. Write the addition sentence.




$$\underline{\quad} + \underline{\quad} = \underline{\quad}$$




$$\underline{\quad} + \underline{\quad} = \underline{\quad}$$



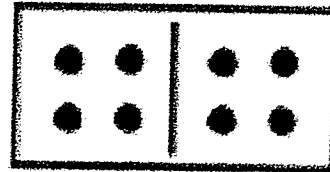
$$\underline{\quad} + \underline{\quad} = \underline{\quad}$$



$$\underline{\quad} + \underline{\quad} = \underline{\quad}$$

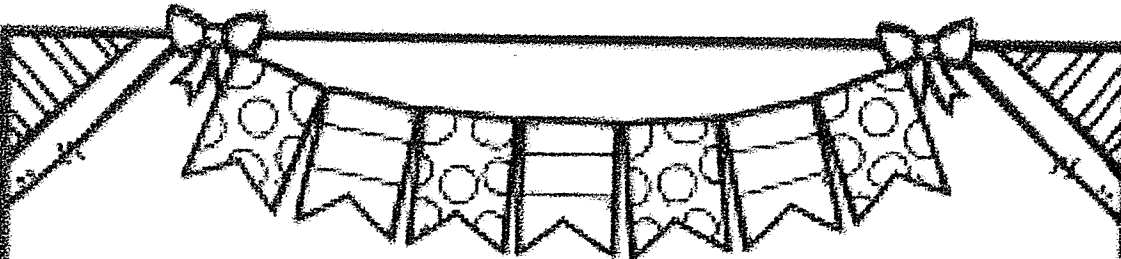


$$\underline{\quad} + \underline{\quad} = \underline{\quad}$$



$$\underline{\quad} + \underline{\quad} = \underline{\quad}$$

© 2000 by Linda Ward Beech



SIGHT WORD OF THE WEEK

**many**

many many

many many

.....

.....

.....

.....

.....

.....

Practice writing this week's sight word.

# Spring Word: why

**Color**

**Trace**

**Cup**

**See**

**Write**

**Rainbow Write**

**Build**

h w y

**Spring Word:**  
**want**

Color

Trace

Clap

Box

Write

Rainbow Write

n w a t

Name: \_\_\_\_\_

Finish the sentence. Draw a detailed picture to match.

WORD BANK



kite



bike



football



train

Finish the sentence.

I \_\_\_\_\_ went a \_\_\_\_\_

Copy the sentence.

\_\_\_\_\_

WHAT TO DO



upcase















punctuation



detailed picture

Page 1 of 2













# Fill-in the Blanks (short a)

 c _ _ t	 w _ _ g	 d _ _ m
 b _ _ t	 h _ _ m	 r _ _ coon
 p _ _ n	 r _ _ bbit	 cr _ _ b
 c _ _ lculator	 r _ _ m	 h _ _ nd



Name: \_\_\_\_\_

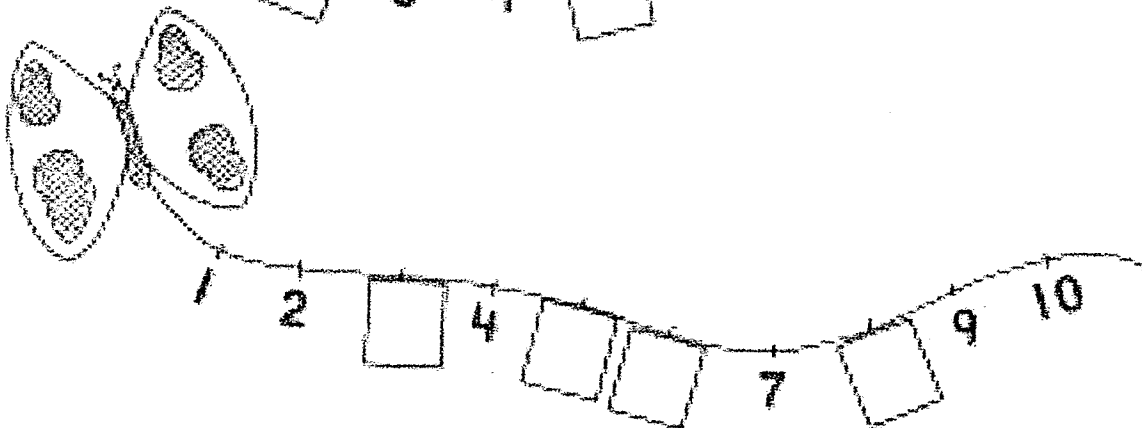
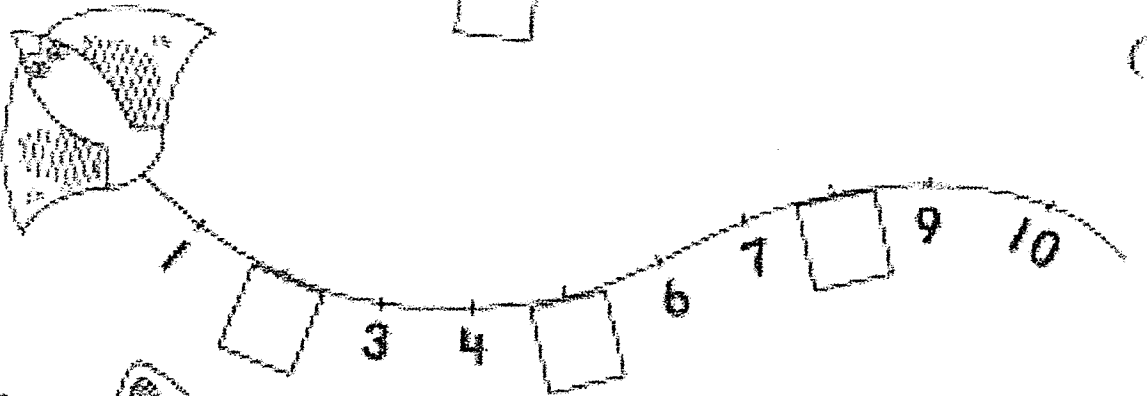
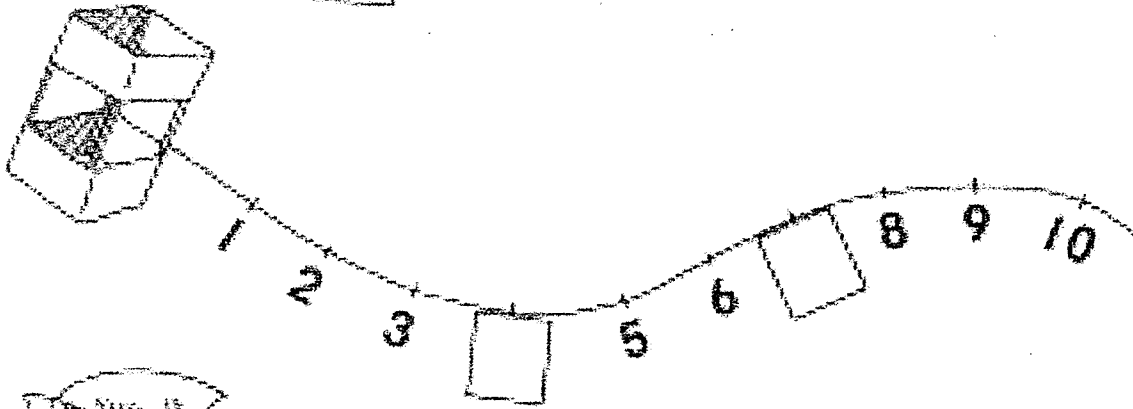
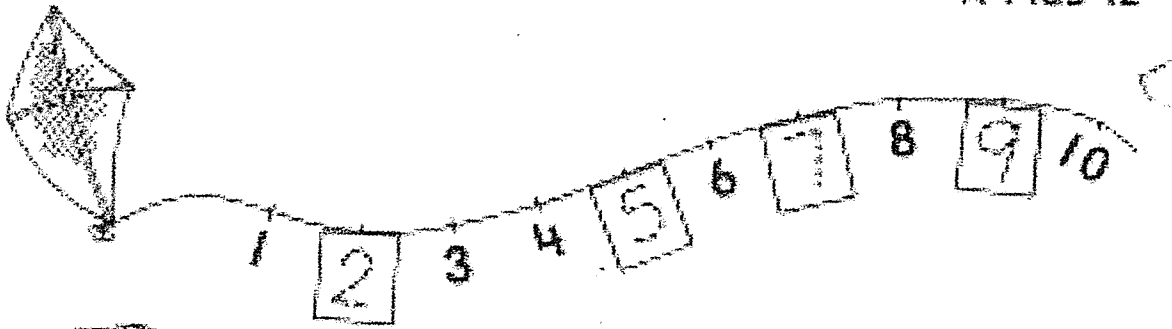
Trace the j's. Cut and paste more letters to make words.

© From the Pond

ot ob og et  
amug

K-Plus 12




\$124

© 2004 Pearson Education, Inc. All rights reserved. This material is not to be distributed outside the classroom.

© 2004 Pearson Education, Inc.

0			3		5		7
	9		11	12		14	
16		18	19				

Get out the numbers below  
Glue the numbers where they  
belong at the top.



1	2	4	6	8	10	13	15	17	20
---	---	---	---	---	----	----	----	----	----