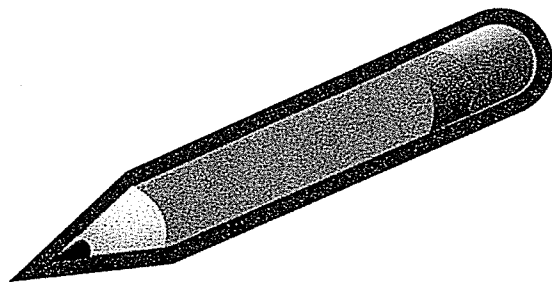


# Kindergarten Work Packet Trimester 2



March 8<sup>th</sup>, 2021 – March 12<sup>th</sup>, 2021


Name: \_\_\_\_\_

Sight Words

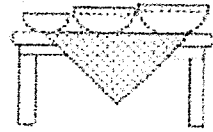
eat

came

her



# Goldilocks and the Three Bears



Handwriting practice lines consisting of multiple sets of solid top and bottom lines with a dashed middle line for letter height guidance.

# Long A

I am long A and

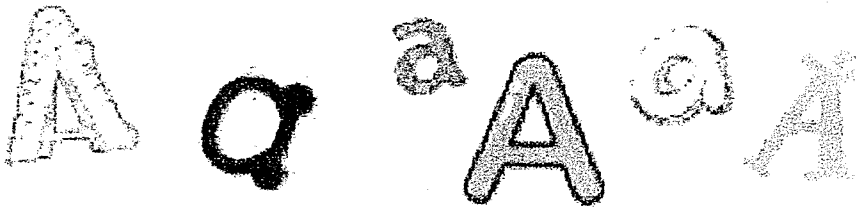
I like to play.

I run all day.

Sometimes I pair with "i" and "y"  
to make train and way.

I always say my name when you  
see \_a\_e.



I make words like cake and  
shake- there is no mistake!




KRF3: I can sort long and short vowel sounds.

Name \_\_\_\_\_

Long or Short A  
Cut, Sort, and paste the pictures into the right box.

 Long a	Short a 

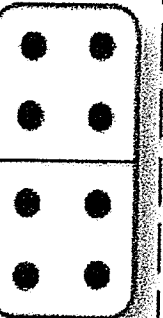

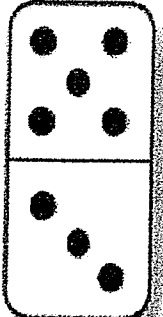

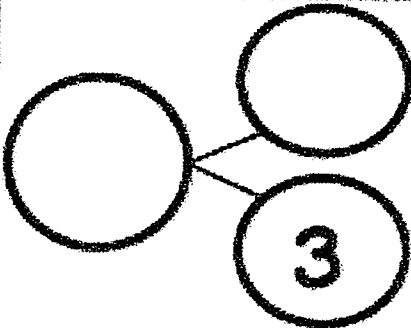
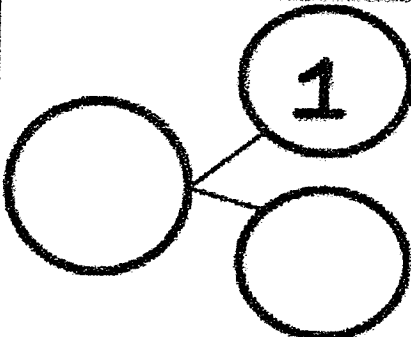
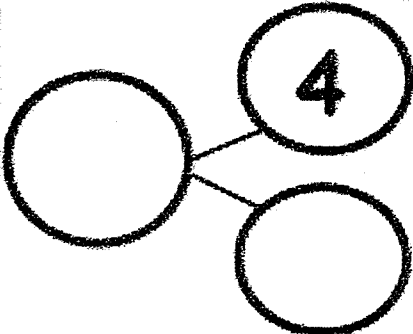
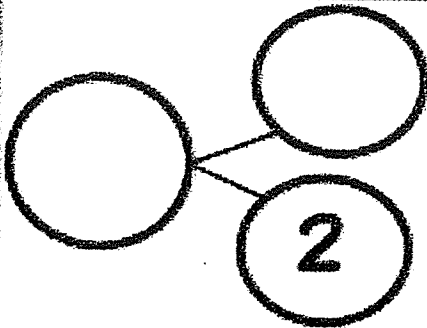


KOA 3,1, 4: I can use a number bond to break apart 8.

### Lesson 4.9 Practice Page

Name \_\_\_\_\_

Cut out the dominoes out and glue them next to the matching number bond.  
Fill in the number bond.






KOA 3,1, 4: I can use a number bond to break apart 8.

# Exit Ticket 4.9

Name \_\_\_\_\_

Date \_\_\_\_\_

Complete the number bond to match the dot picture.





Date: 3-~~2~~<sup>8</sup>-2021


KW3: I can work cooperatively to plan a fairy tale.




# Story Elements

 Characters 


Blank space for writing characters.

Setting 

Blank space for writing the setting.

Problem 

Blank space for writing the problem.

Solution 

Blank space for writing the solution.





KR3:I can draw and write the B,M,E of the story.


Name \_\_\_\_\_

### The Three Billy-Goats Gruff


1. Read, The Three Billy-Goats Gruff.
2. Illustrate and write to describe the beginning, middle, and end of the story.



Four horizontal lines for writing the beginning of the story.



Four horizontal lines for writing the middle of the story.



Four horizontal lines for writing the end of the story.

# Long E

Long E, Long E, yes  
that's me!

I can be like a bee.

I can read under a tree.



As long E, I can jump  
like a flea

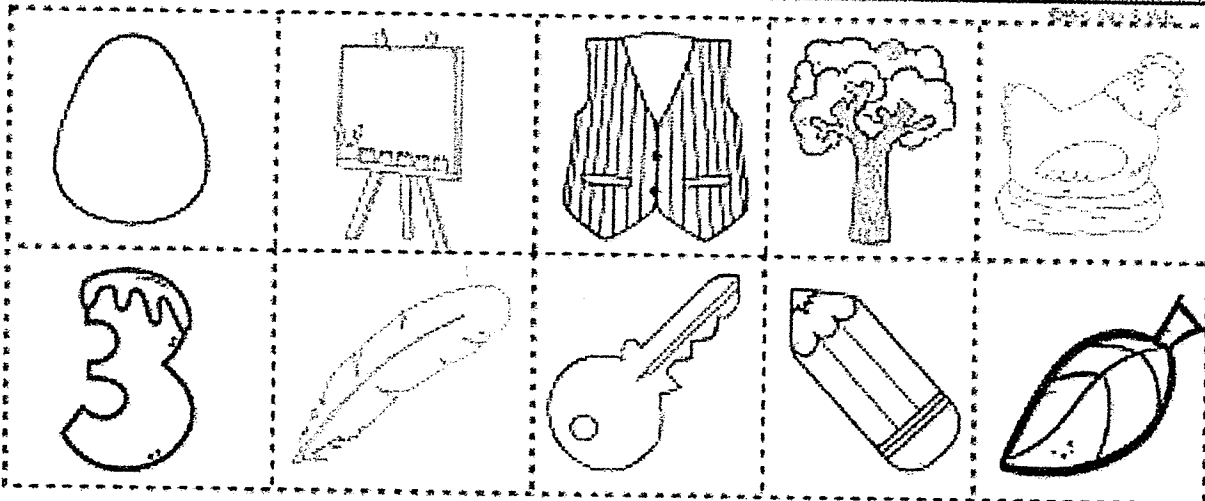
or enjoy a cup of tea!



Name \_\_\_\_\_

LONG OR SHORT E  
Cut, Sort, and paste the pictures into the right box.


 Long e	Short e 



Lesson 4.10 Practice Page 2

Name \_\_\_\_\_

**1** Color 6 cubes green and 2 cubes yellow.



is  and



**2** Color 3 cubes yellow and 4 cube red.



is  and



**3** Color 2 cubes blue and 4 cube red.



is  and



**4** Color 5 cubes green and 2 cube red.



is  and

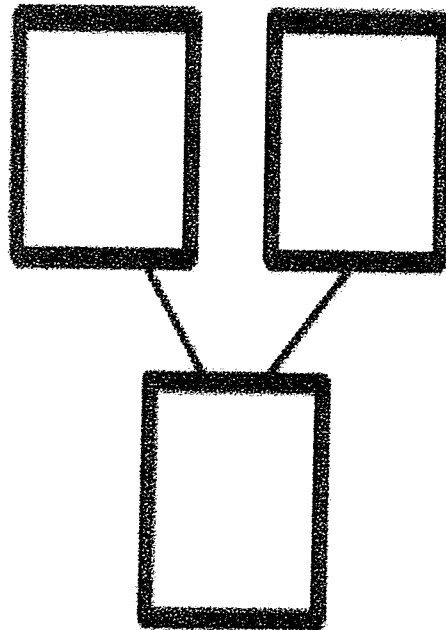


# Exit Ticket 4.10

Name \_\_\_\_\_

Date \_\_\_\_\_

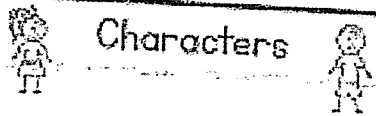
Color some cubes blue and the rest yellow. Fill in the number bond.




is  and




# Story Elements

 Characters


A large rectangular box for writing about the characters in the story. It is flanked by two small stick-figure icons.

Setting 

A large rectangular box for writing about the setting of the story. It is flanked by a small tree icon.

Problem 

A large rectangular box for writing about the problem in the story. It is flanked by a small sad face icon.

Solution 

A large rectangular box for writing about the solution to the problem in the story. It is flanked by a small thumbs-up icon.


# Three Billy Goats Gruff: Sequencing

Name: \_\_\_\_\_


INSTRUCTIONS: Cut out the pictures at the bottom of the page and glue them in the correct sequence.

1	2	3	4	5
---	---	---	---	---


© 2014 Jane Gagne




The medium goat meets troll.




The big goat pushes the troll in the water.



The small goat meets troll.



The big goat meets troll.





Three goats live in a pasture and they wanted to cross the bridge.

# Long I

Long I, Long I

I have an idea! 


I can ride my bike 


and fly a kite! 

I can light the fire 

in the moonlight. 

I can bake a pie and cut

it into a slice. 



Can you give me a high five? 




Name \_\_\_\_\_

# LONG OR SHORT I

Cut, Sort, and paste the pictures into the right box.

 Long i	Short i 



# Lesson 4.11 Practice Page

Name \_\_\_\_\_

Draw a line to break the cube stick pairs into 2 parts. Make the same two parts in each box. Complete the number bond and the number sentence.

is  and

is  and

is  and

is  and

is  and

is  and

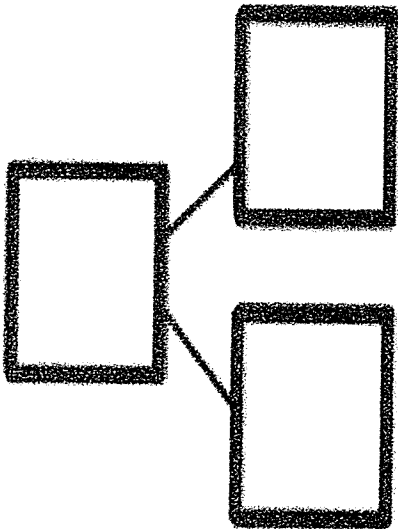
KOA 1,3, 4: I can break apart numbers 6-8 using a number bond.

# Exit Ticket 4.11

Name \_\_\_\_\_

Date \_\_\_\_\_

Draw a line to break the stick into 2 parts. Complete the number bond and number sentence.




is  and

Date: 3-10-2021

KW3: I can work cooperatively to plan a fairy tale

Name: \_\_\_\_\_ Story Title: \_\_\_\_\_



Handwriting practice lines consisting of ten sets of three horizontal lines (top, middle dashed, bottom) for writing the story.

spaces     eight words     capital letters     punctuation


KR3: I can draw and write the B,M,E of the story.

Name \_\_\_\_\_

### The Three Little Pigs

1. Read, The Three Little Pigs.
2. Illustrate and write to describe the beginning, middle, and end of the story.


The Three Little Pigs



Four horizontal lines for writing the beginning of the story.



Four horizontal lines for writing the middle of the story.



Four horizontal lines for writing the end of the story.

# Long O

Long O, Long O,  
What do I know?


Without you, I can't make  
snow, go, or toe.

You are a special letter.

This much I can say.

Because you even say



your name with "oo."




Name \_\_\_\_\_

Long or Short O
























Cut, Sort, and paste the pictures into the right box.

Long o 	Short o 



# Lesson 12 Fluency Template 1

Draw more to make 5.




KOA 1,3,4: I can use 5 groups to represent 5+ n pattern to 8.


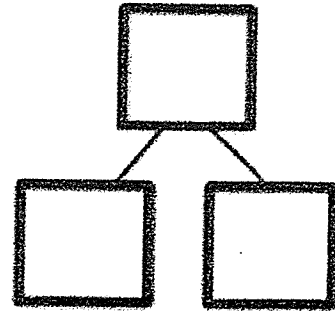
Name \_\_\_\_\_

# Lesson 12 Practice Page

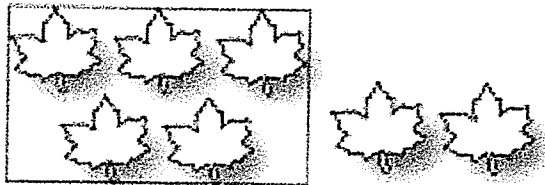
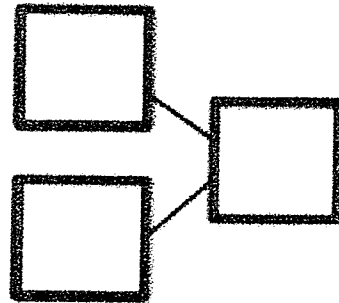
Color each set in the groups a different color. Complete the number bond




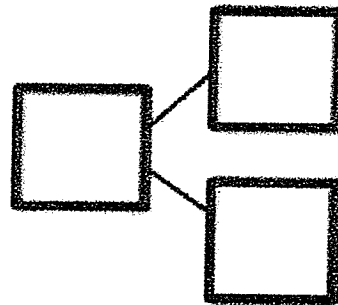
and  more is



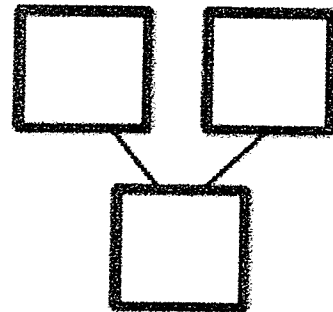
and  more is



and  more is



and  more is


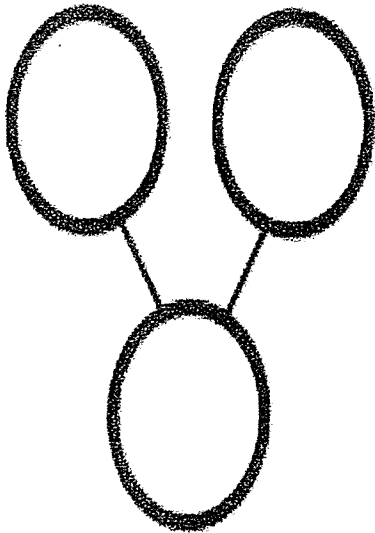


# Exit Ticket 4.12

Name \_\_\_\_\_

Date \_\_\_\_\_


Draw more to make 7. Complete the number bond and number sentence.



is  and  more

**KW3. I can work cooperatively to write a fairy Tale.**

Name: \_\_\_\_\_ Story Title: \_\_\_\_\_



Handwriting practice lines consisting of ten sets of three horizontal lines (top solid, middle dashed, bottom solid).


- spaces
- sight words
- capital letters
- punctuation

KR3s: I can describe the wolf from the 3 Little Pigs.

Name: \_\_\_\_\_

# Character Traits

Choose 4 character traits to describe the big bad wolf. Paste them in the path.



**WOLF**

✂

nice	sneaky	hungry	shy
bad	kind	sweet	mean

**KR8: I can identify information in the text to support my opinion.**

Name \_\_\_\_\_

In The True Story of the Three Little Pigs, the wolf told his version of the story. Do you believe the wolf, or the pigs and why? Use 2 examples from the story.

Handwriting practice lines consisting of multiple sets of solid top and bottom lines with a dashed middle line.



Draw your favorite part of the story!

# LONG U

 Long u loves June.

Long u can sing a tune. 

Long u can play the flute.

Long u is really cute!

 Long u is never rude.

He has a good attitude.



And, he's a cool dude! 


**U**  U u **U**  **u**

Name \_\_\_\_\_

# LONG OR SHORT U

Cut, Sort, and paste the pictures into the right box

 Long u	Short u 




KOA 1,2,3,4: I can solve number stories to 6 using pictures and equations.


# More Practice... 4.13 #1

Name \_\_\_\_\_

1. Draw a picture to match the story.  
4 red pencils and 2 green pencils.  
There are 6 pencils.



2. Draw a picture to match the story.  
6 fish in the water. 5 fish are little,  
and 1 fish is big.




$$\square + \square = \square$$

$$\square + \square = \square$$


$$\square = \square + \square$$

$$\square = \square + \square$$

3. Draw a picture to match the story.  
Liv picks 6 flowers. 3 are red, and  
3 are yellow.



4. Draw a picture to match the story.  
2 dogs are brown, and 4 dogs are  
black. There are 6 dogs.



$$\square + \square = \square$$

$$\square + \square = \square$$

$$\square = \square + \square$$

$$\square = \square + \square$$



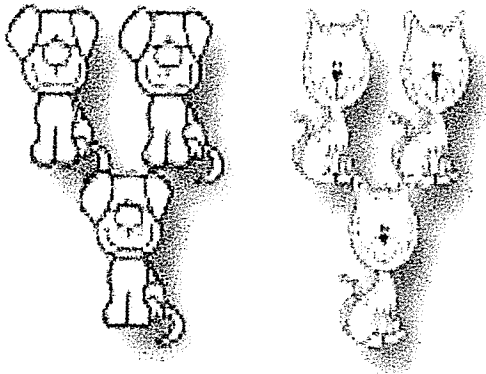
KOA 1,2,3,4: I can solve number stories to 6 using pictures and equations.

# Exit Ticket 4.13

Name \_\_\_\_\_

Date \_\_\_\_\_

There are 6 pets. 3 are dogs, and 3 are cats. Fill in the number sentences and the number bond.



is  and

=  +

