



Barnard College	Columbia University	New York University
Ms. Park	Ms. Hildebrand	Ms. Severino

Monday  
March 29

Name:

Sarah is saving money in her piggy bank. So far, she has 3 dimes, 1 quarter, and 8 pennies.

a. How much money does Sarah have?

Check off each thing as we answer!

- o Read the question
- o Re-read the question

Quarters	Dimes	Nickels	Pennies

- o What is the question?

---

# The Nickel








The nickel is called 5¢, 5 cents, or five cents. Thomas Jefferson was our 3rd President and he is on the front of the nickel.

Trace the words below.

nickel nickel nickel

Count and add up all of the coins.

	=	_____ ¢
 	=	_____ ¢
 	=	_____ ¢

Color the nickel.



front



back

This is the order that you touch the points of the coins. Each time you touch a point you count by fives.



# The Penny








The penny equals 1¢. It can also be written 1 cent or one cent. Abraham Lincoln was our 16th president and he is on the front of the penny.

Trace the word below.

penny penny penny

Count and add up all of the coins.

	=	_____ ¢
 	=	_____ ¢
 	=	_____ ¢

Color the penny.



front



back

When you get to a penny you run your finger across it horizontally and count by ones.



# The Dime



The dime is called 10¢, 10 cents, or ten cents. Franklin Roosevelt was our 32nd President and he is on the front of the dime.

Trace the word below.

dime dime dime

Count and add up all of the coins.



Color the dime.



front



back



# The Quarter



The quarter is called 25¢, 25 cents, or twenty five cents. George Washington was our 1st President and he is on the front of the quarter.

Trace the word below.

quarter quarter

Count and add up all of the coins.



front



back



This is the order that you touch the points of the coins. Each time you touch a point you count by fives.


















Name \_\_\_\_\_

Date \_\_\_\_\_

Count or add to find the total value of each group of coins.

Write the value using the ¢ or \$ symbol.

1.		_____
2.		_____
3.		_____
4.		_____
5.		_____
6.		_____
7.		_____

<p>8.</p>  <p>_____</p>	<p>9.</p>  <p>_____</p>
<p>10.</p>  <p>_____</p>	<p>11.</p>  <p>_____</p>
<p>12.</p>  <p>_____</p>	<p>13.</p>  <p>_____</p>
<p>14.</p>  <p>_____</p>	<p>15.</p>  <p>_____</p>

# Lesson 6

G:2 M:7

# EXIT TICKET



Name: \_\_\_\_\_ Date: \_\_\_\_\_

Complete:

Class: \_\_\_\_\_

Count or add to find the total value of each group of coins.

Write the value using the ¢ or \$ symbol.

<p>1.</p>  <p>_____</p>	<p>2.</p>  <p>_____</p>
<p>3.</p>  <p>_____</p>	<p>4.</p>  <p>_____</p>





# Great Grammar:

## Subject-Verb Agreement

Let's learn about subject and verb agreement! The subject and verb must agree in number: both must be singular, or both must be plural.



For example:

**Singular:** The dog chases the cat. **Plural:** The dogs chase the cat.

**Part 1.** Circle the verb that correctly completes each sentence.

- The four aliens \_\_\_\_\_ green goo inside their spaceship. **eat eats**
- My dinosaur \_\_\_\_\_ onto the trampoline. **leap leaps**
- Those cars \_\_\_\_\_ a loud sound as they race around the track. **make makes**
- One of his sisters \_\_\_\_\_ the trombone. **play plays**
- I \_\_\_\_\_ milkshakes to cool down on hot summer days. **drink drinks**
- Our sandwiches \_\_\_\_\_ so delicious! **taste tastes**
- Mrs. Lane, my teacher, \_\_\_\_\_ us to finish our homework before the big game. **want wants**

**Part 2.** Circle the correct verb and complete the sentence.

- The elephant **bring brings** \_\_\_\_\_  
\_\_\_\_\_
- Safiyah **win wins** \_\_\_\_\_  
\_\_\_\_\_
- All the princes and princesses **eat eats** \_\_\_\_\_  
\_\_\_\_\_



Think about the central message of the story *The Little Hummingbird*.

How can you apply this lesson in your own life?

---

---

---

---

---

---

---

---

---

---

---

---

---

---

---

---

---



Barnard College	Columbia University	New York University
Ms. Park	Ms. Hildebrand	Ms. Severino

Tuesday  
March 30

Sarah is saving money in her piggy bank. So far, she has 3 dimes, 1 quarter, and 8 pennies.

a. How much money does Sarah have?

Check off each thing as we answer!

- o Read the question
- o Re-read the question

Quarters	Dimes	Nickels	Pennies

- o What is the question?

---

Let's draw the coins!

# Lesson 7

G:2 M:7

# Coin Count

## ZEARN STUDENT NOTES

Name: \_\_\_\_\_ Date: \_\_\_\_\_

Complete:

Class: \_\_\_\_\_

1

Write the name and value of each coin. Use the word bank to help!

Word bank:      dime    nickel    quarter    penny




Name:      \_\_\_\_\_      \_\_\_\_\_      \_\_\_\_\_      \_\_\_\_\_

Value:      \_\_\_\_\_ ¢      \_\_\_\_\_ ¢      \_\_\_\_\_ ¢      \_\_\_\_\_ ¢

2

Count or add to find the total value of the coins.



\_\_\_\_\_ ¢

\_\_\_\_\_ ¢

\_\_\_\_\_ ¢







**Lesson 7**  
G:2 M:7

**EXIT TICKET**

Name: \_\_\_\_\_ Date: \_\_\_\_\_

Complete:  Class: \_\_\_\_\_

1. Greg had 1 quarter, 1 dime, and 3 nickels in his pocket. He found 3 nickels on the sidewalk.

How much money does Greg have?

SHOW YOUR WORK

2. Robert gave Sandra 1 quarter, 5 nickels, and 2 pennies. Sandra already had 3 pennies and 2 dimes.

How much money does Sandra have now?

SHOW YOUR WORK



# Great Grammar:

## Subject-Verb Agreement

Let's learn about subject and verb agreement! The subject and verb must agree in number: both must be singular, or both must be plural.



For example:

**Singular:** The dog chases the cat. **Plural:** The dogs chase the cat.

**Part 1.** Circle the verb that correctly completes each sentence.

- The four aliens \_\_\_\_\_ green goo inside their spaceship. **eat eats**
- My dinosaur \_\_\_\_\_ onto the trampoline. **leap leaps**
- Those cars \_\_\_\_\_ a loud sound as they race around the track. **make makes**
- One of his sisters \_\_\_\_\_ the trombone. **play plays**
- I \_\_\_\_\_ milkshakes to cool down on hot summer days. **drink drinks**
- Our sandwiches \_\_\_\_\_ so delicious! **taste tastes**
- Mrs. Lane, my teacher, \_\_\_\_\_ us to finish our homework before the big game. **want wants**


**Part 2.** Circle the correct verb and complete the sentence.

- The elephant **bring brings** \_\_\_\_\_  
\_\_\_\_\_
- Safiyah **win wins** \_\_\_\_\_  
\_\_\_\_\_
- All the princes and princesses **eat eats** \_\_\_\_\_  
\_\_\_\_\_

## Paragraph Writing Practice: Story Elements and the Central Message from *The Little Hummingbird*


We've been reading and thinking about the key details and central message in this story. Using what you have learned, write an informative paragraph that shares the key details and central message of the story. Your paragraph should tell about:

- The setting and characters
- The problem/challenge and how characters respond
- The solution to the problem/challenge
- The central message of the story

Done	Steps	
	<b>Review anchor chart of <i>The Little Hummingbird</i></b>	
	Write a sentence to tell the title, setting, and main characters.	
	Write a sentence about the problem or challenge in the story.	
	Write a sentence about how the characters respond to the problem or challenge.	
	Write a sentence telling if the problem was solved or not. If it was, write about the solution.	
	Write a sentence to tell the central message of the story.	



	Sentence Starter
Beginning: Title, characters, and setting	The Little Hummingbird is a story about
Middle: Problem	The problem was _____
Middle: Response to the problem	_____ responded by
End: Was the problem solved?	Yes: The problem was solved when  No: The problem was not solved because
Central Message	The central message of the story is





Barnard College	Columbia University	New York University
Ms. Park	Ms. Hildebrand	Ms. Severino

Wednesday  
March 31

Sarah is saving money in her piggy bank. So far, she has 3 dimes, 1 quarter, and 8 pennies.

a. How much money does Sarah have?

Check off each thing as we answer!

- o Read the question
- o Re-read the question

Quarters	Dimes	Nickels	Pennies

- o What is the question?

---

Let's draw the coins, label, and add them up!





4. Michael has 4 ten-dollar bills and 7 five-dollar bills. He has 3 more ten-dollar bills and 2 more five-dollar bills than Tamara. How much money does Tamara have?
5. Antonio had 4 ten-dollar bills, 5 five-dollar bills, and 16 one-dollar bills. He put \$70 of that money in his bank account. How much money was not put in his bank account?
6. Mrs. Clark has 8 five-dollar bills and 2 ten-dollar bills in her wallet. She has 1 twenty-dollar bill and 12 one-dollar bills in her purse. How much more money does she have in her wallet than in her purse?

Name \_\_\_\_\_

1. \_\_\_\_\_  
-----  
\_\_\_\_\_

2. \_\_\_\_\_  
-----  
\_\_\_\_\_

3. \_\_\_\_\_  
-----  
\_\_\_\_\_

4. \_\_\_\_\_  
-----  
\_\_\_\_\_

5. \_\_\_\_\_  
-----  
\_\_\_\_\_

6. \_\_\_\_\_  
-----  
\_\_\_\_\_

7. \_\_\_\_\_  
-----  
\_\_\_\_\_

8. \_\_\_\_\_  
-----  
\_\_\_\_\_

9. \_\_\_\_\_  
-----  
\_\_\_\_\_

10. \_\_\_\_\_  
-----  
\_\_\_\_\_

11. \_\_\_\_\_  
-----  
\_\_\_\_\_

12. \_\_\_\_\_  
-----  
\_\_\_\_\_

13. \_\_\_\_\_  
-----  
\_\_\_\_\_

14. \_\_\_\_\_  
-----  
\_\_\_\_\_

15. \_\_\_\_\_  
-----  
\_\_\_\_\_

16. \_\_\_\_\_  
-----  
\_\_\_\_\_

17. \_\_\_\_\_  
-----  
\_\_\_\_\_

18. \_\_\_\_\_  
-----  
\_\_\_\_\_

19. \_\_\_\_\_  
-----  
\_\_\_\_\_

20. \_\_\_\_\_  
-----  
\_\_\_\_\_

play

pass

shave

poke

watch

wash

frame

push

file

trap

splash

steam

help

smile

reach





WANTED

SOMEBODY

THEN

2

SO

4

BUT

1

3

5

NAME \_\_\_\_\_

BOOK TITLE \_\_\_\_\_

\_\_\_\_\_

\_\_\_\_\_

\_\_\_\_\_

\_\_\_\_\_

\_\_\_\_\_

\_\_\_\_\_

\_\_\_\_\_

\_\_\_\_\_

\_\_\_\_\_

\_\_\_\_\_

\_\_\_\_\_

\_\_\_\_\_

\_\_\_\_\_

\_\_\_\_\_

\_\_\_\_\_

\_\_\_\_\_

\_\_\_\_\_

\_\_\_\_\_

\_\_\_\_\_

\_\_\_\_\_

\_\_\_\_\_

\_\_\_\_\_

\_\_\_\_\_

\_\_\_\_\_

\_\_\_\_\_



Barnard College	Columbia University	New York University
Ms. Park	Ms. Hildebrand	Ms. Severino

Thursday  
April 1

Sarah is saving money in her piggy bank. So far, she has 3 dimes, 1 quarter, and 8 pennies.

- a. How much money does Sarah have?
- b. How much more does she need to have a dollar?

Check off each thing as we answer!

- o Read the question
- o Re-read the question

Quarters	Dimes	Nickels	Pennies

What was the answer to question a yesterday?

---

We answered the question A, now let's look at b!

- o What is the question today?





---

Let's answer it.

Name \_\_\_\_\_

Date \_\_\_\_\_

Write another way to make the same total value.

<p>1. 26 cents</p>  <p>2 dimes 1 nickel 1 penny is 26 cents.</p>	<p>Another way to make 26 cents:</p>
<p>2. 35 cents</p>  <p>3 dimes and 1 nickel make 35 cents.</p>	<p>Another way to make 35 cents:</p>
<p>3. 55 cents</p>  <p>2 quarters and 1 nickel make 55 cents.</p>	<p>Another way to make 55 cents:</p>
<p>4. 75 cents</p>  <p>The total value of 3 quarters is 75 cents.</p>	<p>Another way to make 75 cents:</p>

5. Gretchen has 45 cents to buy a yo-yo. Write two coin combinations she could have paid with that would equal 45 cents.

--	--

6. The cashier gave Joshua 1 quarter, 3 dimes, and 1 nickel. Write two other coin combinations that would equal the same amount of change.

--	--

7. Alex has 4 quarters. Nicole and Caleb have the same amount of money. Write two other coin combinations that Nicole and Caleb could have.

--	--



**Lesson 9**  
G:2 M:7

**EXIT TICKET**

Name: \_\_\_\_\_ Date: \_\_\_\_\_

Complete:  Class: \_\_\_\_\_

1. Smith has 88 pennies in his piggy bank. Write two other coin combinations he could have that would equal the same amount.

--	--



Name \_\_\_\_\_

1. \_\_\_\_\_  
-----  
\_\_\_\_\_

2. \_\_\_\_\_  
-----  
\_\_\_\_\_

3. \_\_\_\_\_  
-----  
\_\_\_\_\_

4. \_\_\_\_\_  
-----  
\_\_\_\_\_

5. \_\_\_\_\_  
-----  
\_\_\_\_\_

6. \_\_\_\_\_  
-----  
\_\_\_\_\_

7. \_\_\_\_\_  
-----  
\_\_\_\_\_

8. \_\_\_\_\_  
-----  
\_\_\_\_\_

9. \_\_\_\_\_  
-----  
\_\_\_\_\_

10. \_\_\_\_\_  
-----  
\_\_\_\_\_

11. \_\_\_\_\_  
-----  
\_\_\_\_\_

12. \_\_\_\_\_  
-----  
\_\_\_\_\_

13. \_\_\_\_\_  
-----  
\_\_\_\_\_

14. \_\_\_\_\_  
-----  
\_\_\_\_\_

15. \_\_\_\_\_  
-----  
\_\_\_\_\_

16. \_\_\_\_\_  
-----  
\_\_\_\_\_

17. \_\_\_\_\_  
-----  
\_\_\_\_\_

18. \_\_\_\_\_  
-----  
\_\_\_\_\_

19. \_\_\_\_\_  
-----  
\_\_\_\_\_

20. \_\_\_\_\_  
-----  
\_\_\_\_\_

name

wipe

cover

dress

match

time

miss

shop

sketch

use

call

flip

brush

climb

close

Title:

Beginning

Characters

Setting

Middle

Problem or Challenge

Response to the problem

End

Is the problem solved? How?

Central  
Message

What is the lesson or central message in this story?




Barnard College	Columbia University	New York University
Ms. Park	Ms. Hildebrand	Ms. Severino

# Close Reading

March 29- April 1

Name:





Name: \_\_\_\_\_

# Mermaid



Mermaids are legendary half woman and half fish beings who live in the ocean. Many cultures of the world have stories about mermaids. Some cultures believe that mermaids bring bad luck or are bad omens of things to come. Mermaids are associated with warning sailors that they are about to wreck their ships on rocks. They are also known to fall in love with humans and help them if needed.

Christopher Columbus and the pirate Blackbeard reported seeing mermaids on their voyages. They were not fascinated by mermaids and even avoided places they were thought to live.

ASH©2015

## 1. Remembering: Main Idea

Who? \_\_\_\_\_ → \_\_\_\_\_  
What? \_\_\_\_\_ → \_\_\_\_\_  
Why? \_\_\_\_\_ → \_\_\_\_\_

## 2. Understanding: Details

Write 3 sentences about what you remember or learned.

\_\_\_\_\_  
\_\_\_\_\_  
\_\_\_\_\_

## 3. Applying

Why did some sailors avoid areas where mermaids lived?

\_\_\_\_\_

#### **4. Analyzing**

What good characteristics were mermaids thought to have?

---

---

---

#### **5. Evaluating**

Do you believe Blackbeard and Columbus came from a society that liked mermaid stories? Why or why not?

---

---

---

#### **6. Creating**

If you were a mermaid where would you live? Would you help humans?

---

---

---

#### **7. Your Opinion**

What was the most interesting fact you learned about mermaids?

---

---

---

Stop and Jot!













Stop and Jot!



unfamiliar word,  
phrase, or content











# Note-Taking Guide



main idea



connection

underline

key detail



surprising detail



unfamiliar word,  
phrase, or content



"I understand"

Reading A-Z