




Name _____



1st Grade Modified ELA Remote Learning Packet

Week 30



Dear Educator,

My signature is proof that I have reviewed my scholar's work and supported him to the best of my ability to complete all assignments.


(Parent Signature)

(Date)

Parents please note that all academic packets are also available on our website at www.brighterchoice.org under the heading "Remote Learning." All academic packet assignments are mandatory and must be completed by all scholars.



Day # 1



Name: _____

Week 30 Day 1 Date: _____

BCCS-B

RPI SIENA UNION

Animals and Habitats (D8.W1.L1) Exit Ticket

1. What is a habitat?

- a. where a living thing lives
- b. where people learn

2. What do we need to survive?

- a. Oxygen, water, food
- b. Sports, friends, crayons

3. Circle the living thing.



Name: _____


Week 30 Day 1 Date: _____

BCCS-B

RPI SIENA UNION


Animals and Habitats (D8.W1.L1) Homework

Draw a picture of each animal's habitat




Frog

Pond, lake or creek




Polar Bear

Ice and Snow




Sloth

Rainforest




Mole

Underground



Rattlesnake

Desert




Black Bear

Mountain



Day # 2



Name: _____

Week 30 Day 2 Date: _____

BCCS-B

RPI SIENA UNION

Animals and Habitats (D8.W1.L2) Exit Ticket

4. What is the Arctic?

- c. A very cold place with ice
- d. A very warm place with lots of sun

Circle a picture of the Arctic.



Circle an animal that would live in the Arctic.



Name: _____













Week 30 Day 2 Date: _____

BCCS-B

RPI SIENA UNION


Animals and Habitats (D8.W1.L2) Homework

Directions: Write the name of the habitat each animal would live in below its picture.

Ocean	Forest	Jungle	Farm	Desert	Ponds/Marsh
					
					
					
					



Day # 3



Name: _____

Week 30 Day 3 Date: _____

BCCS-B

RPI SIENA UNION

Animals and Habitats (D8.W1.L3) Exit Ticket

5. What is a habitat?

- a. where a living thing lives
- b. where people learn

6. Describe the Sonoran Desert.

- a. Hot, dry, doesn't rain much
- b. Cold, snowy

7. Circle the Sonoran Desert



Name: _____

Week 30 Day 3 Date: _____







BCCS-B

RPI SIENA UNION







Animals and Habitats (D8.W1.L3) Homework

Directions: Complete the sentences below to identify the animal and the habitat it lives in.

Bears live in the forest.


 Monkeys	 Zebras	 Foxes
 Sharks	 Snakes	 Goats

- _____ live in _____.
- _____ live in _____.
- _____ live in _____.
- _____ live in _____.
- _____ live in _____.
- _____ live in _____.

 the desert	 the forest	 the mountains
 the sea	 the jungle	 the plains



Day # 4



Name: _____

Week 30 Day 4 Date: _____

BCCS-B

RPI SIENA UNION

Animals and Habitats (D8.W1.L4) Exit Ticket

8. What is a habitat?

- c. where a living thing lives
- d. where people learn

9. Describe the Savana Desert.

- c. Grassland, very warm weather
- d. Cold, snowy

10. Circle the Savanna Desert



Name: _____

Week 30 Day 4 Date: _____

BCCS-B

RPI SIENA UNION


Animals and Habitats (D8.W1.L4) Homework

Directions: Write in complete sentences to identify which Artic animal you think is the best and why.



Caribou


or



Polar Bear



Day # 5



Name: _____

Week 30 Day 5 Date: _____

BCCS-B

RPI SIENA UNION

Animals and Habitats (D8.W1.L5) Homework

Directions: Do you prefer snowy or sunny weather? In complete sentences write three reasons why.



or



I prefer _____ (snowy/sunny) weather.

Reason 1:	Reason 2:	Reason 3:

Name: _____

Week 30 Day 5 Date: _____

BCCS-B

RPI SIENA UNION

Animals and Habitats (D8.W1.L5) Homework

Opinion Writing



or



Do you like chips or popcorn?

I like

because



Name _____



1st Grade Modified ELA Remote Learning Packet

Week 31



Dear Educator,

My signature is proof that I have reviewed my scholar's work and supported him to the best of my ability to complete all assignments.


(Parent Signature)

(Date)

Parents please note that all academic packets are also available on our website at www.brighterchoice.org under the heading "Remote Learning." All academic packet assignments are mandatory and must be completed by all scholars.



Day # 1



Name: _____

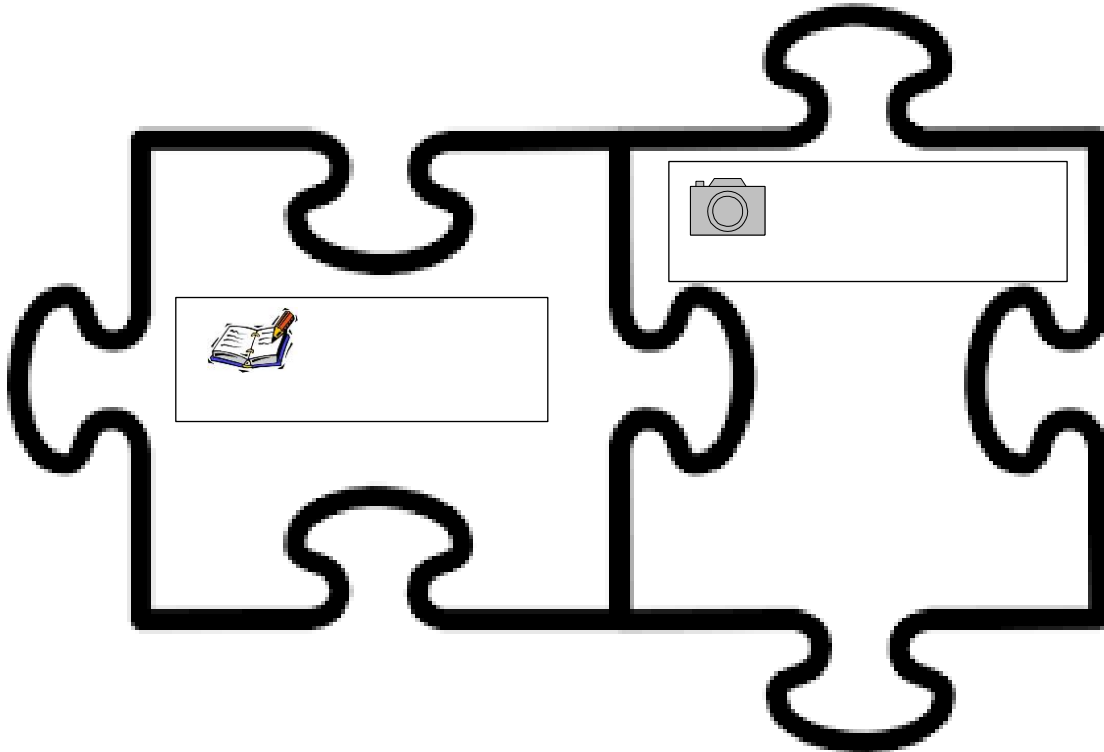
Week 31 Day 1 Date: _____

BCCS-B

RPI SIENA UNION

Animals and Habitats (D8.W2.L1) Classwork

The words and the pictures in text work together to help you understand



Pictures	Words	Show	Tell
----------	-------	------	------

The author writes _____ to _____ you information.

The illustrator draws _____ to _____ you information.

Great readers read the words and look at the pictures to help them think about the information they are reading. It helps them understand better.

Name: _____

Week 31 Day 1 Date: _____

BCCS-B

RPI SIENA UNION

Animals and Habitats (D8.W2.L1) Classwork

Directions: Look at the picture. What information do you see in the picture?



What information did you learn about trees by looking at the picture?

Circle all that apply.

- A. Trees can lose their leaves.
- B. This is a Maple Tree.
- C. The leaves on trees change colors.
- D. One way trees adapt to the cold weather is to lose its leaves.

Directions: Read the words. What information did you get in the words?

Deciduous means to lose leaves. Some trees like Maple trees can be found in the **Deciduous Forest** that means they lose their leaves. In the fall Maple leaves change colors and fall off the tree. Losing its leaves helps the Maple tree adapt to the cold of winter.



What information did you learn about trees by reading the words?

Circle all that apply.

- A. Birds make their nests in trees.
- B. The leaves on Maple trees change colors.
- C. Maple trees keep their leaves in the winter.
- D. One way Maples trees adapt to the cold weather is to lose its leaves.


Name: _____

Week 31 Day 1 Date: _____

BCCS-B

RPI SIENA UNION

Animals and Habitats (D8.W2.L1) Exit Ticket



What information did you learn about bears by looking at the picture?

Circle all that apply.

- a. A Bear sleeps in a cave.
- b. Bears are brown and furry.
- c. Bears live in the deciduous forest.
- d. Bears sleep all winter because it is hard to find food.
- e. Bears are adapted or changed to survive in changing weather.

Animals that live in a deciduous forest adapted or changed so they could survive the changing weather. Bears that live in the deciduous forest hibernate or sleep all winter. Bears hibernate because it is hard to find food in the cold and snowy winter. Hibernating helps a bear to survive the changing weather.



What information did you learn about bears by reading the words? Circle all that apply.

- A. A Bears sleeps in a cave.
- B. Bears are brown and furry.
- C. Bears live in the deciduous forest.
- D. Bears sleep all winter because it is hard to find food.
- E. Bears adapted to survive in changing weather.

Name: _____

Week 31 Day 1 Date: _____

BCCS-B

RPI SIENA UNION

Animals and Habitats (D8.W2.L1) Exit Ticket

Life in a Deciduous Forest



Write some facts you have learned about life in a Deciduous Forest, then color the picture.

Name: _____

Week 31 Day 1 Date: _____

BCCS-B

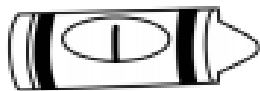
RPI SIENA UNION

Animals and Habitats (D8.W2.L1) Homework

Directions: Read the story three times. Answer each question using information from the story.

We take a cab to the beach. I pay the tab for the cab. You see a crab on a slab of wood. Do not nab the crab! Do not jab the crab! If you do, the crab will pinch you!

Color a crayon each time you read the story.




read first time



circle -ab words



highlight answers



Answer the questions.

1. How do we get to the beach?

a. walk

b. bus

c. cab

2. What do you see on the slab of wood?


a. crab

b. cab

c. bug



Day # 2



Name: _____

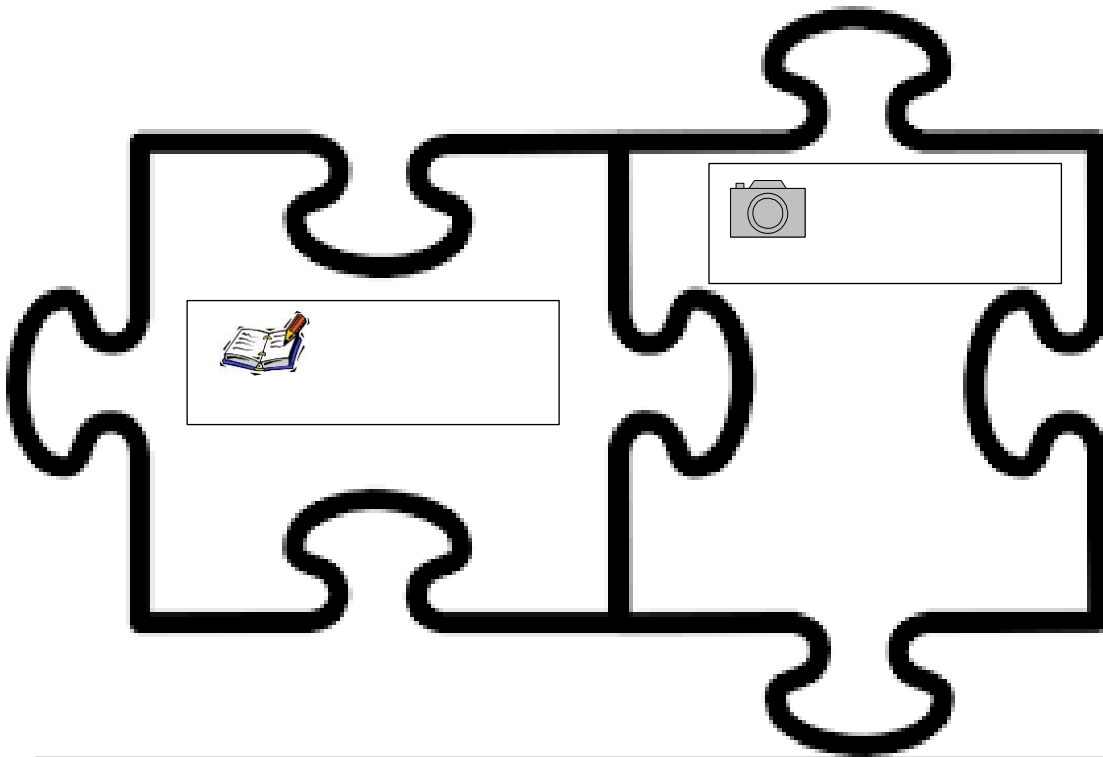
Week 31 Day 2 Date: _____

BCCS-B

RPI SIENA UNION

Animals and Habitats (D8.W2.L2) Classwork

The words and the pictures in text work together to help you understand



Pictures	Show	Tell	Words
----------	------	------	-------

The author writes _____ to _____ you information.

The illustrator draws _____ to _____ you information

Great readers read the words and look at the pictures to help them think about the information. It helps them understand better.

Name: _____


Week 31 Day 2 Date: _____

BCCS-B

RPI SIENA UNION

Animals and Habitats (D8.W2.L2) Classwork

Look at the picture and then answer the questions. Circle the evidence in the picture.



What information did you learn by looking at the picture?

Circle all that apply.

- A. Many different animals live in the Rainforest.
- B. Birds live in the trees of the Rainforest.
- C. It is hot, wet and rainy in the Rainforest.
- D. One Rainforest is called the Amazon.

Directions: Read the words and answer the questions. Underline your evidence in the words.

The Amazon Rainforest is home to many different animals. Animals in the rainforest are brightly colored to blend in with the trees and flowers.

It is hot, wet and rainy in the rainforest. Some animals are very slow like the sloth. Some animals are very fast like the jaguar.



What information did you learn by reading the words?

Circle all that apply.

- A. Trees are very tall in the Rainforest.
- B. Birds live in the trees of the Rainforest.
- C. It is hot, wet and rainy in the Rainforest.
- D. Sloths are very slow animals and Jaguars are very fast animals.

Name: _____

Week 31 Day 2 Date: _____

BCCS-B

RPI SIENA UNION

Animals and Habitats (D8.W2.L2) Exit Ticket



What information did you learn by looking at the picture?

Circle all that apply.

- A. This is a frog.
- B. The frog has large eyes.
- C. Frogs like to eat bugs.
- D. This frog lives in the Amazon Rainforest.

Red Eyed Tree Frogs live in the Amazon Rainforest. They are adapted to life in the rainforest because their skin likes the hot, wet, rainy weather. Red Eyed Tree Frogs like to eat bugs and climb in tall trees.



What information did you learn about bears by reading the words? Circle all that apply.

- A. This is a common green frog.
- B. Red Eyed Tree frogs like to climb trees and eat bugs.
- C. The Red Eyed Tree Frog lives in the Amazon Rainforest.
- D. Red Eyed Tree Frogs are adapted to the Amazon Rainforest because they like cold.

Name: _____

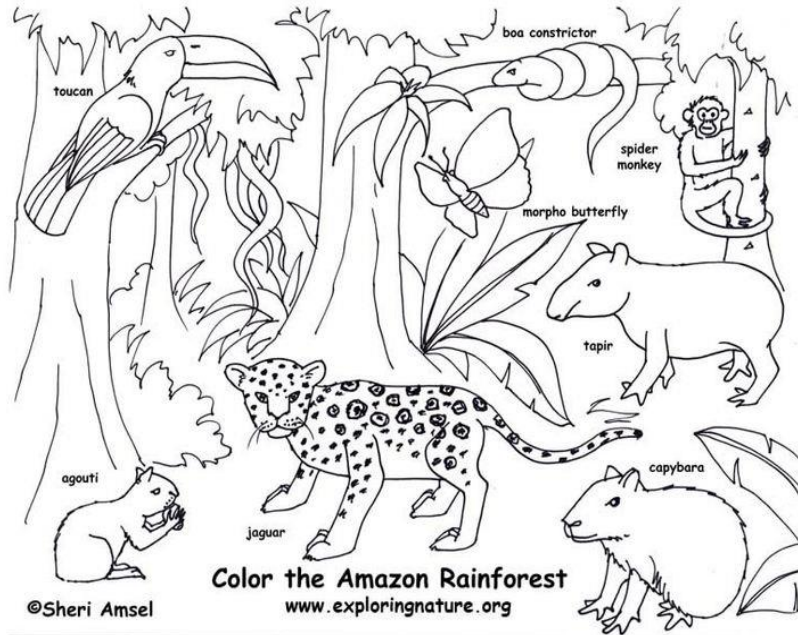
Week 31 Day 2 Date: _____

BCCS-B

RPI SIENA UNION

Animals and Habitats (D8.W2.L2) Exit Ticket


Life in the Amazon Rainforest



Write some facts you have learned about the Amazon Rainforest then color the picture. Make sure to use bright colors!!



Day # 3



Name: _____

Week 31 Day 3 Date: _____

BCCS-B

RPI SIENA UNION

Animals and Habitats (D8.W2.L3) Exit Ticket

Draw and write about the Animals of the Sonoran Desert.




Name: _____

Week 31 Day 3 Date: _____

BCCS-B

RPI SIENA UNION


Animals and Habitats (D8.W2.L3) Homework



Title? _____

Author? _____


Illustrator? _____



Title? _____

Author? _____

Illustrator? _____




Title? _____

Author? _____

Illustrator? _____



Day # 4



Name: _____

Week 31 Day 4 Date: _____

BCCS-B

RPI SIENA UNION

Animals and Habitats (D8.W2.L4) Exit Ticket

Draw and write about the African Savanna Habitat.




Name: _____

Week 31 Day 4 Date: _____

BCCS-B


RPI SIENA UNION

Animals and Habitats (D8.W2.L4) Exit Ticket





Day # 5



Name: _____

Week 31 Day 5 Date: _____

BCCS-B

RPI SIENA UNION


Animals and Habitats (D8.W2.L5) Homework

RI.K.5, RI.K.6

Name: _____

Parts of a Book

Label the parts of a book.



Title	Author	Illustrator
Spine	Front Cover	Back Cover

Name: _____

Week 31 Day 5 Date: _____

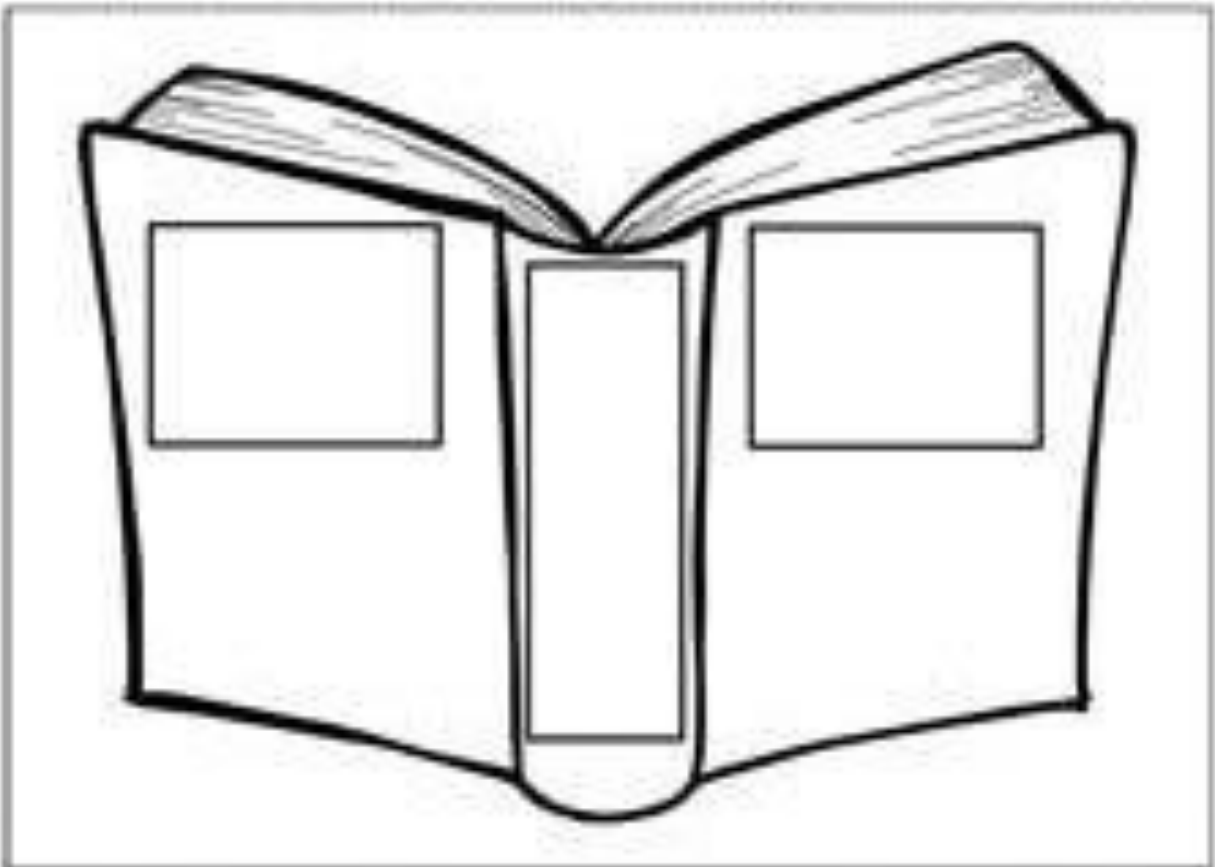
BCCS-B

RPI SIENA UNION

Animals and Habitats (D8.W2.L5) Homework

Parts of a Book - Front Cover, Spine and Back Cover Cut and Glue

Cut out the labels and glue in the correct places on the book. Color.



back
cover

spine

front
cover