



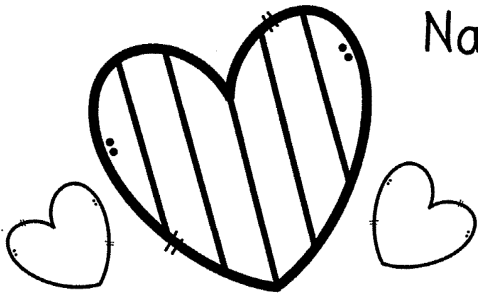
Kindergarten Guided Reading Packet

Trimester 3



April 12th, 2021 – April 16th, 2021

Name: _____



Name _____

Focus Word

say

Circle the Word

say

say

say

saw

she

say

say

say

Write the Word

Color the Word

say

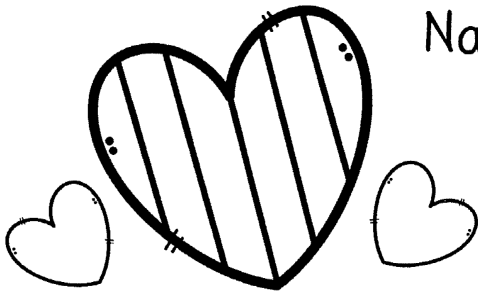
Paste the Word



Dollar Store Teacher

Cut Out

s a y



Name _____

Focus Word

went

Circle the Word

went

went

went

want

where

went

went

went

Write the Word

Color the Word

went

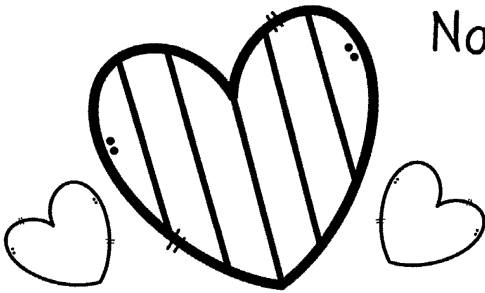
Paste the Word



Dollar Store Teacher

Cut Out

w e n t



Name _____

Focus Word

good

Circle the Word

good

good

good

grow

gone

good

good

good

Write the Word

Color the Word

good

Paste the Word




Dollar Store Teacher



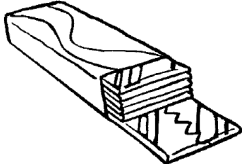



Cut Out

g o o d

Name: _____




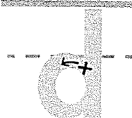





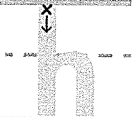








Phonics
Consonant Sounds 

Circle the letter that makes the beginning sound for each picture.

<p>1</p>  <p>n z w</p>	<p>2</p>  <p>g h b</p>	<p>3</p>  <p>g r d</p>
<p>4</p>  <p>h w d</p>	<p>5</p>  <p>h f p</p>	<p>6</p>  <p>f k l</p>

Primary Standard: CCSS.ELA-Literacy.RF.K.3a - Demonstrate basic knowledge of one-to-one letter-sound correspondences by producing the primary or many of the most frequent sound for each consonant.
Supporting Standards: L.K.1a, L.K.2c

Practice writing the letters below. Say the sound as you write each letter.

1. zebra, 2. bike, 3. gum, 4. desk, 5. heart, 6. king









★ Name each picture. Write the letter that makes the beginning sound on a separate piece of paper.

Core5 Level 3
Reproduction rights for Brighter Choice C5 for Girls for use until March 25, 2022.
Printed by Carey Bielawa.
This material is a component of Lexia Reading® www.lexialearning.com
© 2021 Lexia Learning Systems LLC

Fall Counting

Name _____

Color the pumpkins and count them.
Write how many in the box.

1	2	3	4	5	6	7	8	9	10
		<input type="text"/>	<input type="text"/>						
		<input type="text"/>	<input type="text"/>						
		<input type="text"/>	<input type="text"/>						
		<input type="text"/>	<input type="text"/>						

I Can Sort L-Blend Words!


Sort the pictures below. Be sure to listen for the fl or bl sound and fill in the sound in the word!

fl	bl

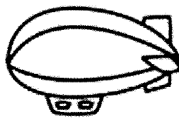
---anket



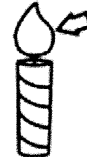
---ag



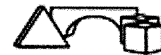
---imp



---ame



---ocks



---oat



---izzard



---oss



---ender



---ower





Name: _____

SPRING SENTENCE SCRAMBLE

Cut out the words below and glue them in order to make a sentence.
Write the sentence.

--	--	--	--	--



© Teaching Little Learners 2017



sun	The	warm.	feel	will
-----	-----	-------	------	------

Name _____


Sight Word Activity

say

Put a letter in front of say to form a new word.

___ay ___ay ___ay ___ay

Circle the word say.



saw some see say

sleep small so

Write the word say.

say say

Use the word say in a sentence.

What did he say?

Name _____

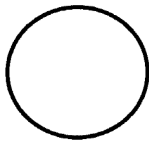
Sight Word Activity

went

Put a letter in front of went to form a new word.

___ent ___ent ___ent ___ent

Circle the word went.



work want where were
worst went will

Write the word went.

went went went

Use the word went in a sentence.

We went outside.

Name _____

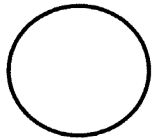
Sight Word Activity

good

Put a letter in front of good to form a new word.

___ood ___ood ___ood ___ood

Circle the word good.



grow goose gooey gas

good game go

Write the word good.

good good


Use the word good in a sentence.

Have a good day!

Name: _____

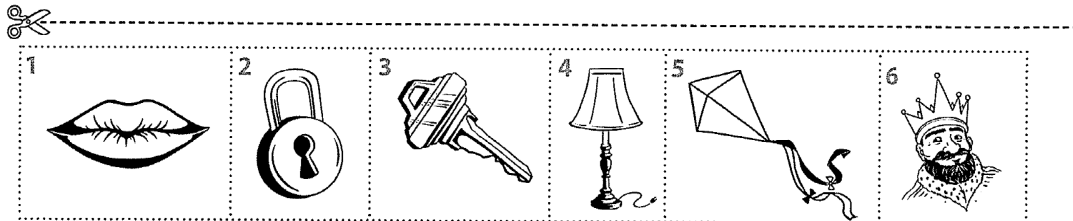
Cut out the pictures at the bottom of the page. Then, glue each picture onto the letter that makes the sound you hear at the beginning of the word.

Primary Standard: CCSS.ELA-Literacy.RF.K.3a - Demonstrate basic knowledge of one-to-one letter-sound correspondences by producing the primary or many of the most frequent sound for each consonant.
Supporting Standards: L.K.1a, L.K.2c



LION, KANGAROO: 1. lips, 2. lock, 3. key, 4. lamp, 5. kite, 6. king

★ Trace each letter with your finger and say the sound it makes.

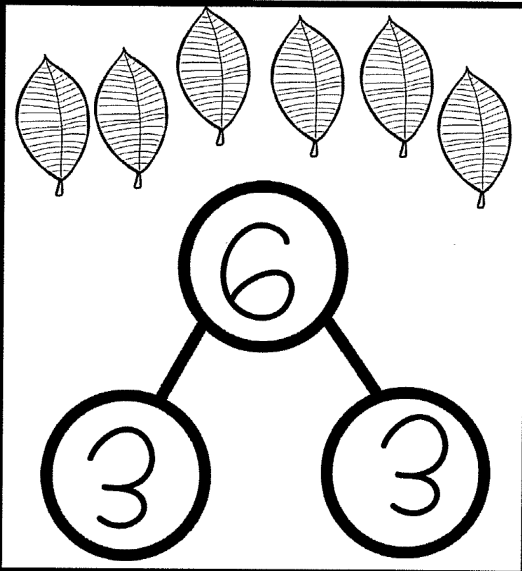
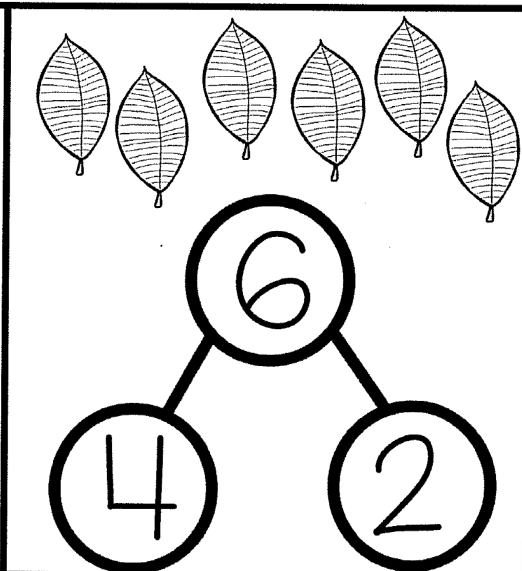
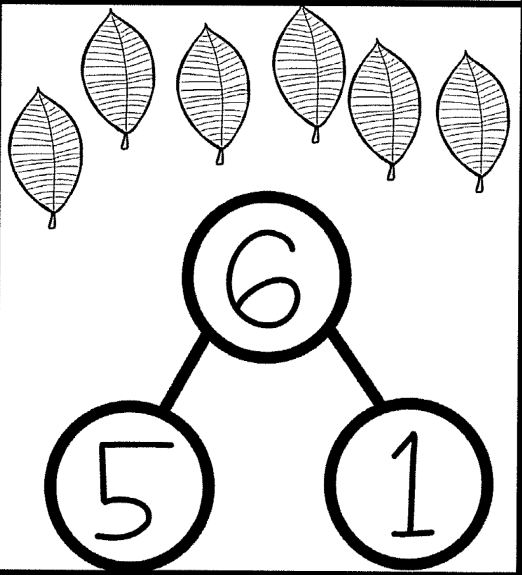
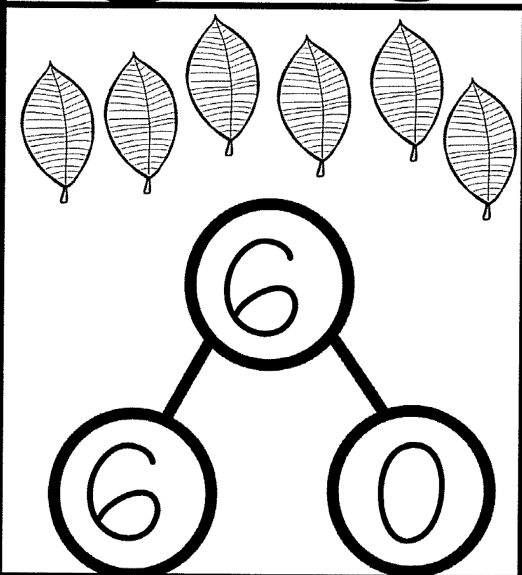


Core5 Level 3

Reproduction rights for Brighter Choice CS for Girls for use until March 25, 2022.
Printed by Carey Bielawa.
This material is a component of Lexia Reading® www.lexialearning.com
© 2021 Lexia Learning Systems LLC

Number Bonds

Look at the number bond. Color the leaves using red and yellow to match the number bond.





 <p>A number bond diagram with a top circle containing the number 6 and two bottom circles each containing the number 3. Above the diagram are six leaves.</p>	 <p>A number bond diagram with a top circle containing the number 6 and two bottom circles containing the numbers 4 and 2. Above the diagram are six leaves.</p>
 <p>A number bond diagram with a top circle containing the number 6 and two bottom circles containing the numbers 5 and 1. Above the diagram are six leaves.</p>	 <p>A number bond diagram with a top circle containing the number 6 and two bottom circles containing the numbers 6 and 0. Above the diagram are six leaves.</p>

Name _____


Name: _____ Date: _____

Today is: Monday Tuesday Wednesday Thursday
 Friday Saturday Sunday

If you could get one animal, what would you get?

rabbit 	bird 
tiger 	penguin 

Draw a Picture



©Teaching Bill Fizz Cend 2016

If I could get one animal, I
would get _____

☆ I used capital letters. ☆ I used spaces. ☆ I used punctuation.





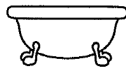





Name _____


Sentence Fun

Directions: Read the sentence and fill in the missing word using the word bank.



log	mud	sun	van	dig
bed	cot	pen	bag	tub

- My pig is in the _____. 
- I go to the park in a _____. 
- My dad has a red _____. 
- I take a nap on my _____. 
- I can take a bath in the _____. 
- The frog is on the _____. 
- My ball is in the _____. 
- The dog is on my _____. 
- My job is to _____. 
- I see the hot _____. 




SIGHT WORD OF THE WEEK

went

went went

went went

Practice writing this week's sight word.



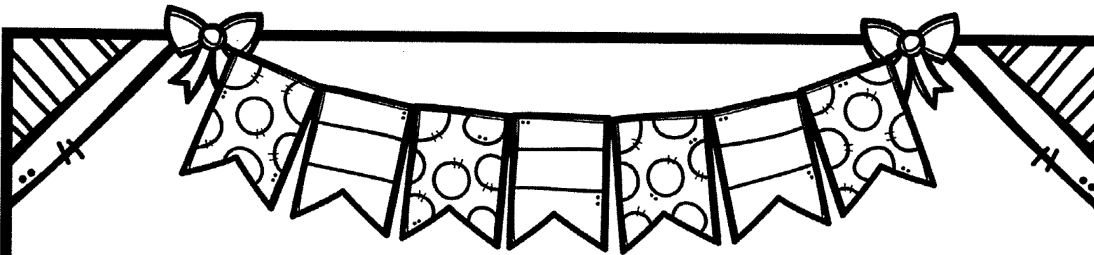
SIGHT WORD OF THE WEEK

good

good good

good good

Practice writing this week's sight word.



SIGHT WORD OF THE WEEK

say

say say say

say say say



Practice writing this week's sight word.

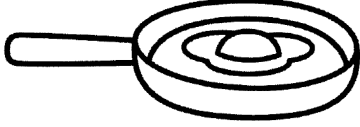





Name: _____

Picture Word Match

Directions: Look at the picture. Color the picture.
Color the word that matches the picture.

					
travel	cry	prize	drawer	trash	pride









					
drink	fry	tray	freckle	branch	free

					
cricket	pretzel	grab	trash	prince	grin

Fall Counting

Name _____

Color the petals on the sunflowers and count them. Write how many in the box.


1	2	3	4	5	6	7	8	9	10
			<input type="text"/>					<input type="text"/>	
			<input type="text"/>					<input type="text"/>	
			<input type="text"/>					<input type="text"/>	
			<input type="text"/>					<input type="text"/>	

SPRING SENTENCE SCRAMBLE

Cut out the words below and glue them in order to make a sentence.
Write the sentence.

Name: _____

--	--	--	--	--	--



© Teaching Little Learners 2017




can	I	climb	tree.	a
-----	---	-------	-------	---

Name: _____




Cut out the pictures at the bottom of the page and count the *sounds* in each word. Then, glue each picture onto the correct number.

Primary Standard: CCSS.ELA-Literacy.RF.K.2c - Blend and segment onsets and rimes of single-syllable spoken words.
Supporting Standards: RF.K.2d



TIE, BOAT; 1. egg, 2. bat, 3. lip, 4. bow, 5. toe, 6. cake

★ Name the words that have the same beginning sound.




Core5 Level 3


Reproduction rights for Brighter Choice CS for Gifts for use until March 25, 2022.
Printed by Carey Bielawa.
This material is a component of Lexia Reading® www.lexialearning.com
© 2021 Lexia Learning Systems LLC

Spring Word: went


Read



Find



Color




went

Trace


went

Clap




1 2 3

Box




Write



Rainbow Write


Build



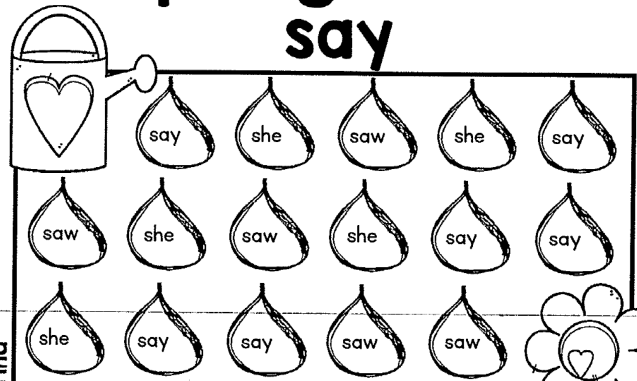
□ e t n w

Spring Word:
say


Read




Find




Color



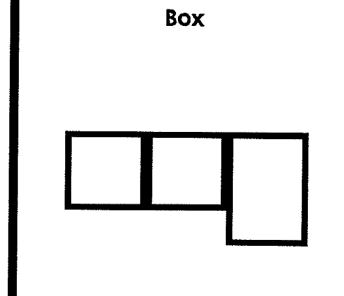
Trace



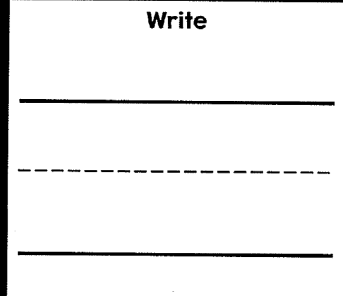
Clap




Box





Write



Rainbow Write




Build



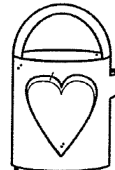

y s a

Spring Word: good

Read



Find

	grow	gone	good	gone	grow
good	gone	good	gone	grow	grow
gone	grow	grow	good	good	

Color

good

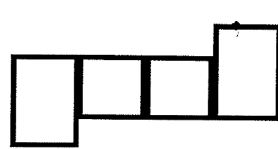
Trace

good

Clap


1 2 3

Box




Write

Rainbow Write



Build


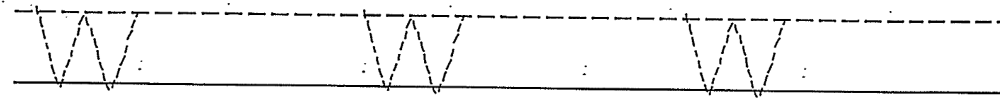
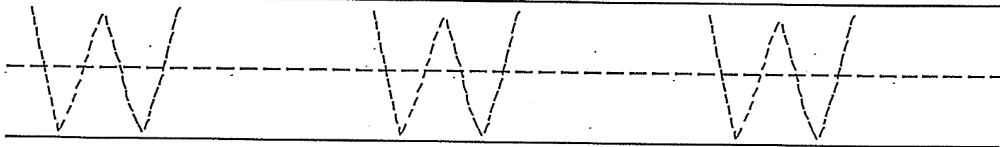


o g d o

Name: _____

Writing



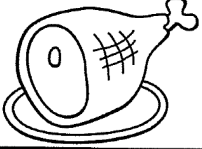







Trace the letter, then trace the sentence.



They ate watermelon
in the wagon.

Word Ladders









Name _____

Picture	Glue 	Write 
		<p>_____</p> <p>_____</p> <p>_____</p>
		<p>_____</p> <p>_____</p> <p>_____</p>
		<p>_____</p> <p>_____</p> <p>_____</p>
		<p>_____</p> <p>_____</p> <p>_____</p>
		<p>_____</p> <p>_____</p> <p>_____</p>
		<p>_____</p> <p>_____</p> <p>_____</p>
		<p>_____</p> <p>_____</p> <p>_____</p>
		<p>_____</p> <p>_____</p> <p>_____</p>

Fall Counting

Name _____

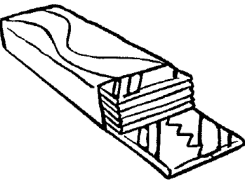
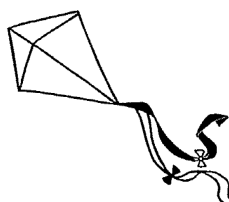


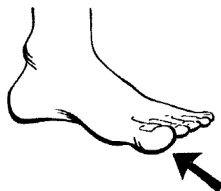


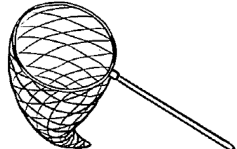


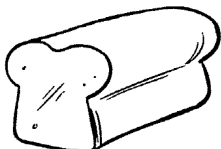

Color the apples and count them.
Write how many in the box.

1	2	3	4	5	6	7	8	9	10
				<input type="text"/>					<input type="text"/>
				<input type="text"/>					<input type="text"/>
				<input type="text"/>					<input type="text"/>
				<input type="text"/>					<input type="text"/>

Name: _____



Say each word and tap a dot for each sound you hear. Then, mark the number of sounds you heard.

<p>1</p>  <p>1 2 3 4</p>	<p>2</p>  <p>1 2 3 4</p>	<p>3</p>  <p>1 2 3 4</p>
<p>4</p>  <p>1 2 3 4</p>	<p>5</p>  <p>1 2 3 4</p>	<p>6</p>  <p>1 2 3 4</p>
<p>7</p>  <p>1 2 3 4</p>	<p>8</p>  <p>1 2 3 4</p>	<p>9</p>  <p>1 2 3 4</p>
<p>10</p>  <p>1 2 3 4</p>	<p>11</p>  <p>1 2 3 4</p>	<p>12</p>  <p>1 2 3 4</p>

1. gum, 2. kite, 3. bed, 4. belt, 5. toe, 6. tent, 7. nest, 8. net, 9. bell, 10. bike, 11. bread, 12. clock

★ Listen as your teacher reads these words to you and tap out the sounds you hear: *stripe, splash, crust, street.*

Primary Standard: CCSS.ELA-Literacy.RF.K.2c - Blend and segment onsets and rimes of single-syllable spoken words.
Supporting Standards: RF.K.2d


Core5 Level 3
Reproduction rights for Brighter Choice CS for Girls for use until March 25, 2022.
Printed by Carey Bielawa.
This material is a component of Lexia Reading® www.lexialearning.com
© 2021 Lexia Learning Systems LLC

Rainbow Sight Word Write

	went	good	say
Red	<hr/> <hr/> <hr/>	<hr/> <hr/> <hr/>	<hr/> <hr/> <hr/>
Orange	<hr/> <hr/> <hr/>	<hr/> <hr/> <hr/>	<hr/> <hr/> <hr/>
Yellow	<hr/> <hr/> <hr/>	<hr/> <hr/> <hr/>	<hr/> <hr/> <hr/>
Green	<hr/> <hr/> <hr/>	<hr/> <hr/> <hr/>	<hr/> <hr/> <hr/>
Blue	<hr/> <hr/> <hr/>	<hr/> <hr/> <hr/>	<hr/> <hr/> <hr/>
Purple	<hr/> <hr/> <hr/>	<hr/> <hr/> <hr/>	<hr/> <hr/> <hr/>

HALLOWEEN CANDY BAGS CUT & PASTE

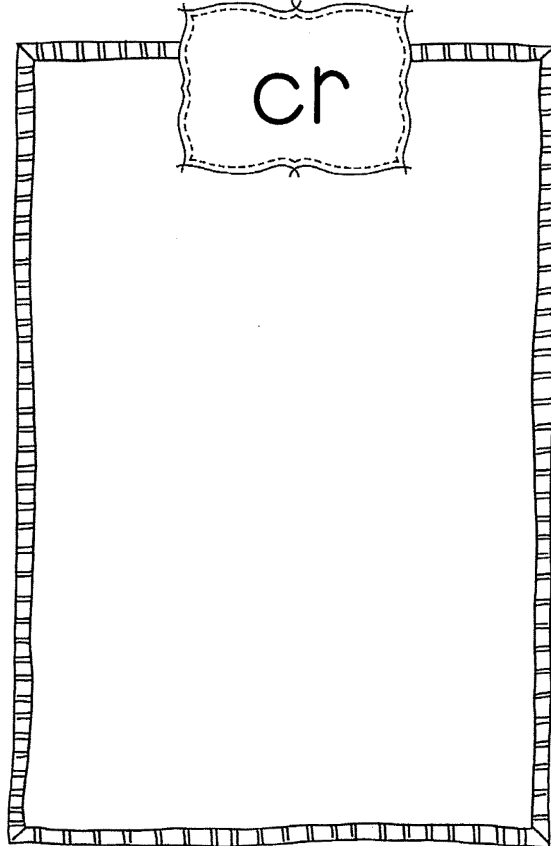

Each child went Trick-or-Treating for certain words. Help them collect these words by cutting and pasting each word on top of the matching candy bag. Name: _____






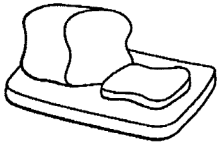

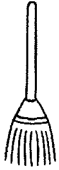


♥ say say went ♥
say went went good went
♥ good ♥ say good

Name _____

Blends – br/cr




 _ _ ib	 _ _ ab	 _ _ ack	 _ _ occoli
 _ _ ush	 _ _ ead	 _ _ own	 _ _ oom

Name: _____

1. Read the sentence.

The bunny is here.



2. Trace the sentence.

The bunny is here.

3. Write the sentence.

Two sets of handwriting practice lines, each consisting of a solid top line, a dashed middle line, and a solid bottom line.

4. Cut and paste the sentence.

A large empty rectangular box for pasting the cut-out words.

Created by: applesandabcs.blogspot.com


here.

bunny







is

The

Name: _____

Phonics
Consonant Sounds 

Circle the letter that makes the beginning sound for each picture.

<p>1</p>  <p>b t n</p>	<p>2</p>  <p>m s c</p>	<p>3</p>  <p>v d r</p>
<p>4</p>  <p>p f r</p>	<p>5</p>  <p>t l h</p>	<p>6</p>  <p>j v q</p>

Primary Standard: CCSS.ELA-Literacy.RF.K.3a - Demonstrate basic knowledge of one-to-one letter-sound correspondences by producing the primary or many of the most frequent sound for each consonant.
 Supporting Standards: L.K.1a, L.K.2c

Practice writing the letters below. Say the sound as you write each letter.

<p>b b _____</p> <p>_____</p> <p>c c _____</p> <p>_____</p> <p>d d _____</p> <p>_____</p>	<p>f f _____</p> <p>_____</p> <p>h h _____</p> <p>_____</p> <p>j j _____</p> <p>_____</p>
---	---

1. ball, 2. cat, 3. dog, 4. fish, 5. hat, 6. jail

★ Name each picture. Write the letter that makes the beginning sound on a separate piece of paper.



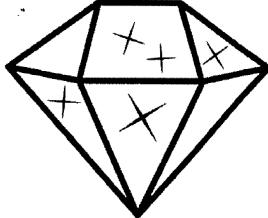





Core5 Level 3
 Reproduction rights for Brighter Choice CS for Girls for use until March 25, 2022.
 Printed by Carey Bielawa.
 This material is a component of Lexia Reading® www.lexialearning.com
 © 2021 Lexia Learning Systems LLC

S Blends

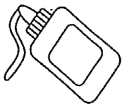
Name: _____

Find The Beginning Blend


Directions: Look at the picture and say the word.
Color the beginning S blend of each word.

 sp sk sm	 sn sc st	 st sp sk
 sk sm sn	 sk sw st	 st sn sp
 sk sm sc	 sm sw sp	WORD BANK: switch swim scarf sky sparkle snail speak spice

Name _____

1	
2	
3	
4	
5	
6	

Color the pictures. Cut out word boxes along dotted lines. Give the words in ABC Order.



Happy Easter



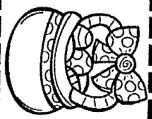
rabbit



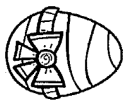
tulips



basket



egg



lamb



carrot

