

# Kindergarten Guided Reading Packet



## Trimester 3

April 19<sup>th</sup> , 2021 – April 23<sup>rd</sup> , 2021

Name: \_\_\_\_\_


---

Spelling words for the week

our

new


very



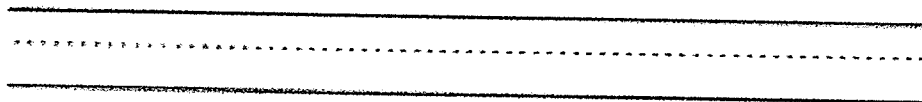
Find and shade: 'our'

n	m	b
t	r	d
o	u	c

Trace.



Copy





Write.



Underline the sight word 'our'

1. Our song played on the radio.
2. Sarah liked our new house.






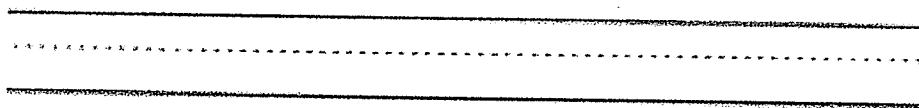
Find and shade: 'new'

f	p	o
a	n	e
r	h	w

Trace.



Copy




Write





Underline the sight word: 'new'

1. Lee has some new shoes.
2. The new boy is kind.



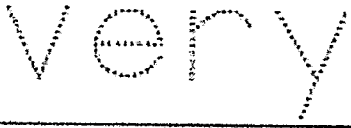
Find and circle.



  
**very**

Name: \_\_\_\_\_

Trace the sight word.



Write the sight word.

\_\_\_\_\_


\_\_\_\_\_

\_\_\_\_\_


Find and underline the sight word.


very	them	very
like	very	on
have	some	who

Color the sight word.



Fill in the missing letters.








Read the sentence and underline the sight word.

His little dog is very loud!

Cut out the letters below to make the sight word.



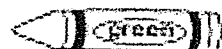






# FIND & COLOR

Name: \_\_\_\_\_

## The Letter F



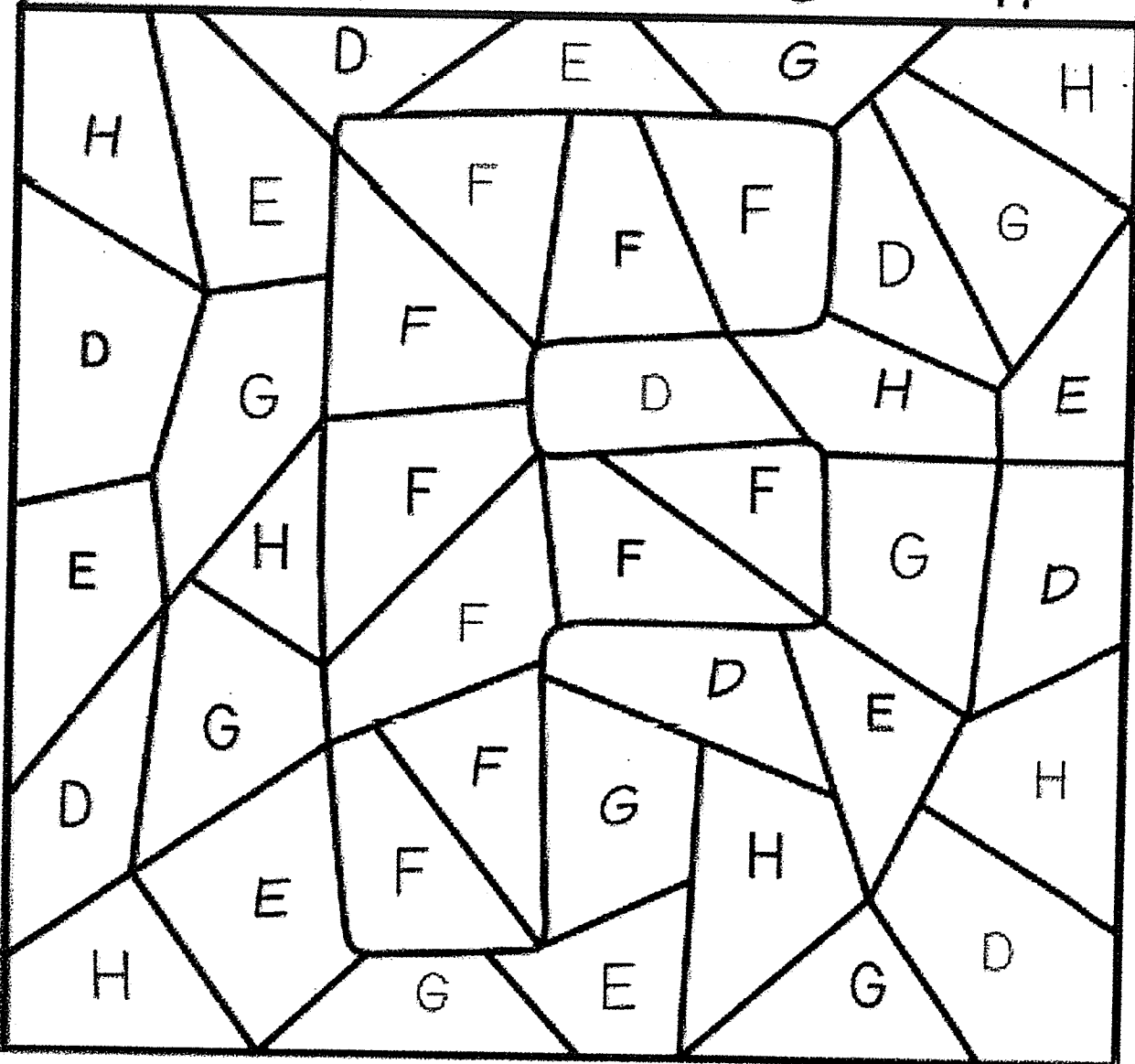
D

E

F

G

H




© A Teacher's Teacher

Name: \_\_\_\_\_

1. Read the sentence.

**Here are three eggs.**



2. Trace the sentence.

Here are three eggs.

3. Write the sentence.

Handwriting practice lines consisting of four sets of three horizontal lines (top, dashed middle, bottom) for writing the sentence.

4. Cut and paste the sentence.

A large empty rectangular box for pasting the cut-out sentence.

Created by [appleandfaber.blogspot.com](http://appleandfaber.blogspot.com)

eggs.





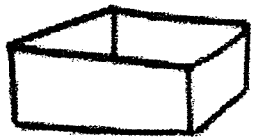






Here

three




are

Name \_\_\_\_\_

Fill in the missing letters.

 d _ _	 l _ _	 d _ _	  b _ _
 h _ _	 j _ _	 m _ _	
 f _ _	 p _ _	 t _ _	

Now you draw the picture!

		
hog	doll	sock

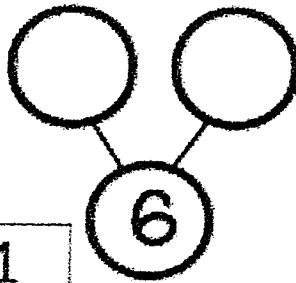
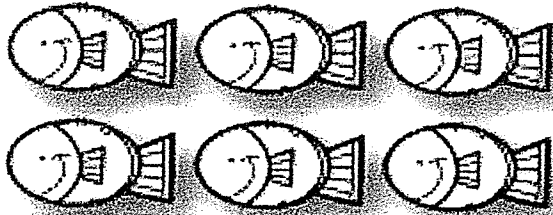


# More Practice...1.22

Name \_\_\_\_\_

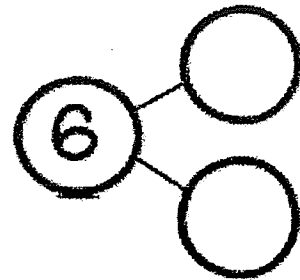
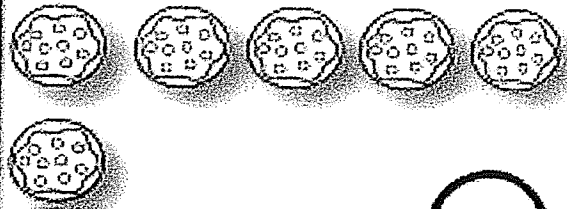
Date \_\_\_\_\_

1. Cross out 5 fish.



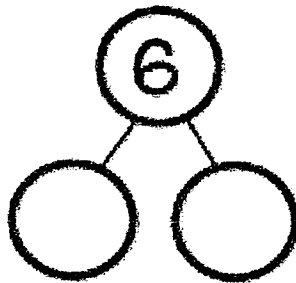

$$6 - 5 = 1$$

2. Cross out 3 cookies.



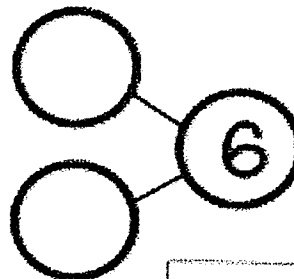

$$6 - 3 = 3$$

3. Cross out 4 dogs.



$$6 - 4 = 2$$


4. Cross out 2 bees.



$$6 - 2 = 4$$

## Lesson 27 Fluency Sprint A

Number Correct:



Name \_\_\_\_\_

Write the missing number.

1.	$2 + 1 = \square$	11.	$\square = 3 + 2$
2.	$1 + 1 = \square$	12.	$1 + 3 = \square$
3.	$1 + 4 = \square$	13.	$\square = 2 + 2$
4.	$3 + 1 = \square$	14.	$\square = 1 + 2$
5.	$2 + 2 = \square$	15.	$1 + 4 = \square$
6.	$2 + 3 = \square$	16.	$\square = 2 + 3$
7.	$1 + 2 = \square$	17.	$\square = 5 + 1$
8.	$4 + 1 = \square$	18.	$5 + 2 = \square$
9.	$3 + 2 = \square$	19.	$1 + 0 = \square$
10.	$1 + 3 = \square$	20.	$5 + 0 = \square$



Name \_\_\_\_\_

Focus Word

**new**

Circle the Word

new

new

new

few

new

new

we

new

Write the Word

\_\_\_\_\_

-----

\_\_\_\_\_

Color the Word

new

Paste the Word

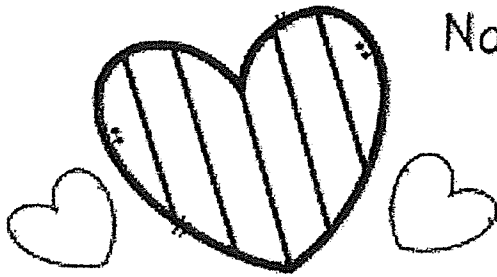
\_\_\_\_\_



Dollar Store Teacher

Out Out

n e w



Name \_\_\_\_\_

Focus Word

**OUR**

Circle the Word	our	our
OUR	your	were
OUR	our	our

Write the Word

\_\_\_\_\_

-----

\_\_\_\_\_

Color the Word

our

Paste the Word

\_\_\_\_\_



DOLLAR STORE Teacher

Cut Out



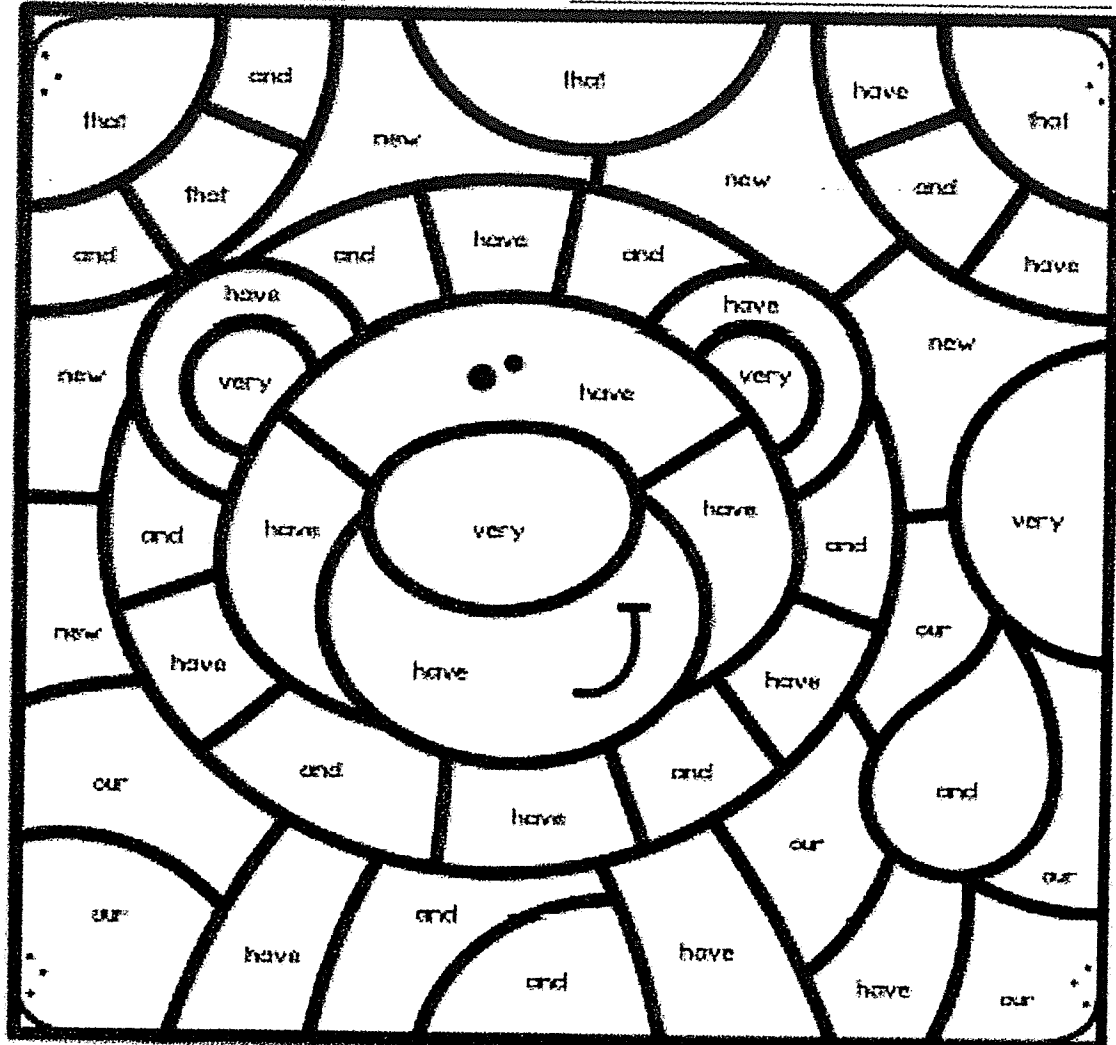


**FUN FACT:**

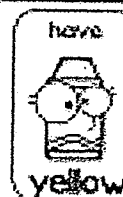

Lions live in groups called prides. There can be 3 to 30 lions in a pride.



Name: \_\_\_\_\_




**COLOR CODE:**



Name: \_\_\_\_\_

1. Read the sentence.

**They grow up tall.**



2. Trace the sentence.

They grow up tall.

3. Write the sentence.

Two sets of handwriting lines. Each set consists of a solid top line, a dashed middle line, and a solid bottom line. The first set is empty, and the second set is also empty.

4. Cut and paste the sentence.

A large empty rectangular box intended for pasting the cut-out words.

Created by: appleandbee.blogspot.com

**tall.**

**They**











**grow**

**up**

# I Can Sort L-Blend Words!

Sort the pictures below. Be sure to listen for the gl or sl sound and fill in the sound in the word!

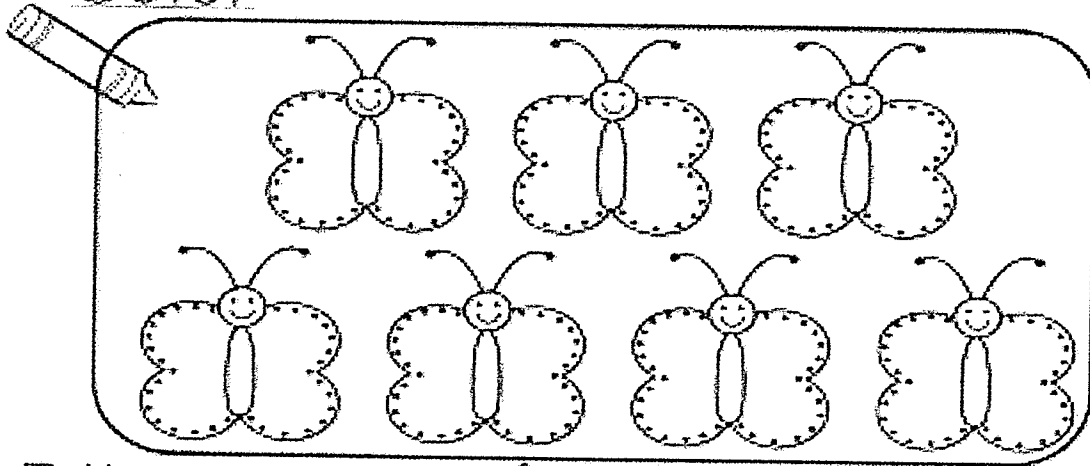
gl	sl

...asses 	...obe 	...ed 	...eep 	...ove 
...ide 	...ow 	...ice 	...ue 	...ipper 

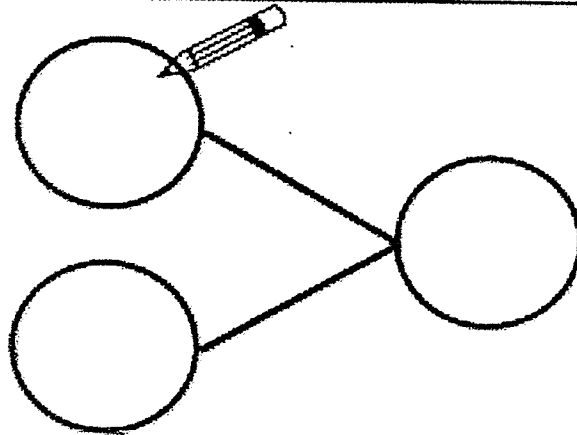


Amy caught 6 brown butterflies and 1 orange butterfly. How many butterflies did Amy catch?

Color



Fill-in



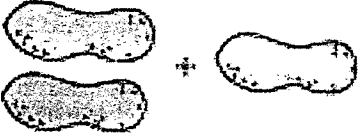
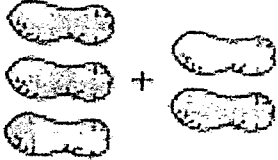
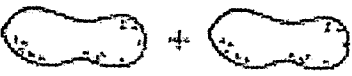
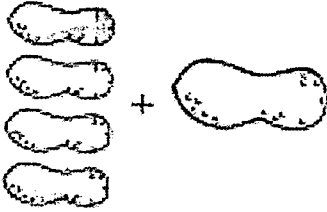
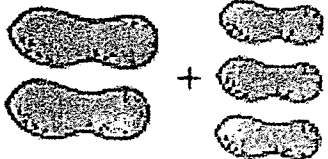
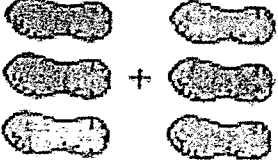
$$\underline{\quad} + \underline{\quad} = \underline{\quad}$$

Answer

Amy caught        butterflies.

# Fun with Math

► Add the peanuts to see how many the elephant gets to eat.

<p>1.</p>  <p>_____ + _____ = _____</p>	<p>2.</p>  <p>_____ + _____ = _____</p>
<p>3.</p>  <p>_____ + _____ = _____</p>	<p>4.</p>  <p>_____ + _____ = _____</p>
<p>5.</p>  <p>_____ + _____ = _____</p>	<p>6.</p>  <p>_____ + _____ = _____</p>

Name: \_\_\_\_\_



# I CAN RAINBOW WRITE

**new**

new

new

new

new

new

new

Write it:

\_\_\_\_\_  
\_\_\_\_\_  
\_\_\_\_\_

\_\_\_\_\_  
\_\_\_\_\_  
\_\_\_\_\_

Name: \_\_\_\_\_



# I CAN RAINBOW WRITE

**very**

very very

very very

very very

Write it:

\_\_\_\_\_

\_\_\_\_\_

\_\_\_\_\_

\_\_\_\_\_

\_\_\_\_\_

\_\_\_\_\_

Name: \_\_\_\_\_



# I CAN RAINBOW WRITE

**our**

our

our

our

our

our

our

Write it:


\_\_\_\_\_  
\_\_\_\_\_  
\_\_\_\_\_

\_\_\_\_\_  
\_\_\_\_\_  
\_\_\_\_\_

# FIND & COLOR

Name: \_\_\_\_\_

## The Letter G



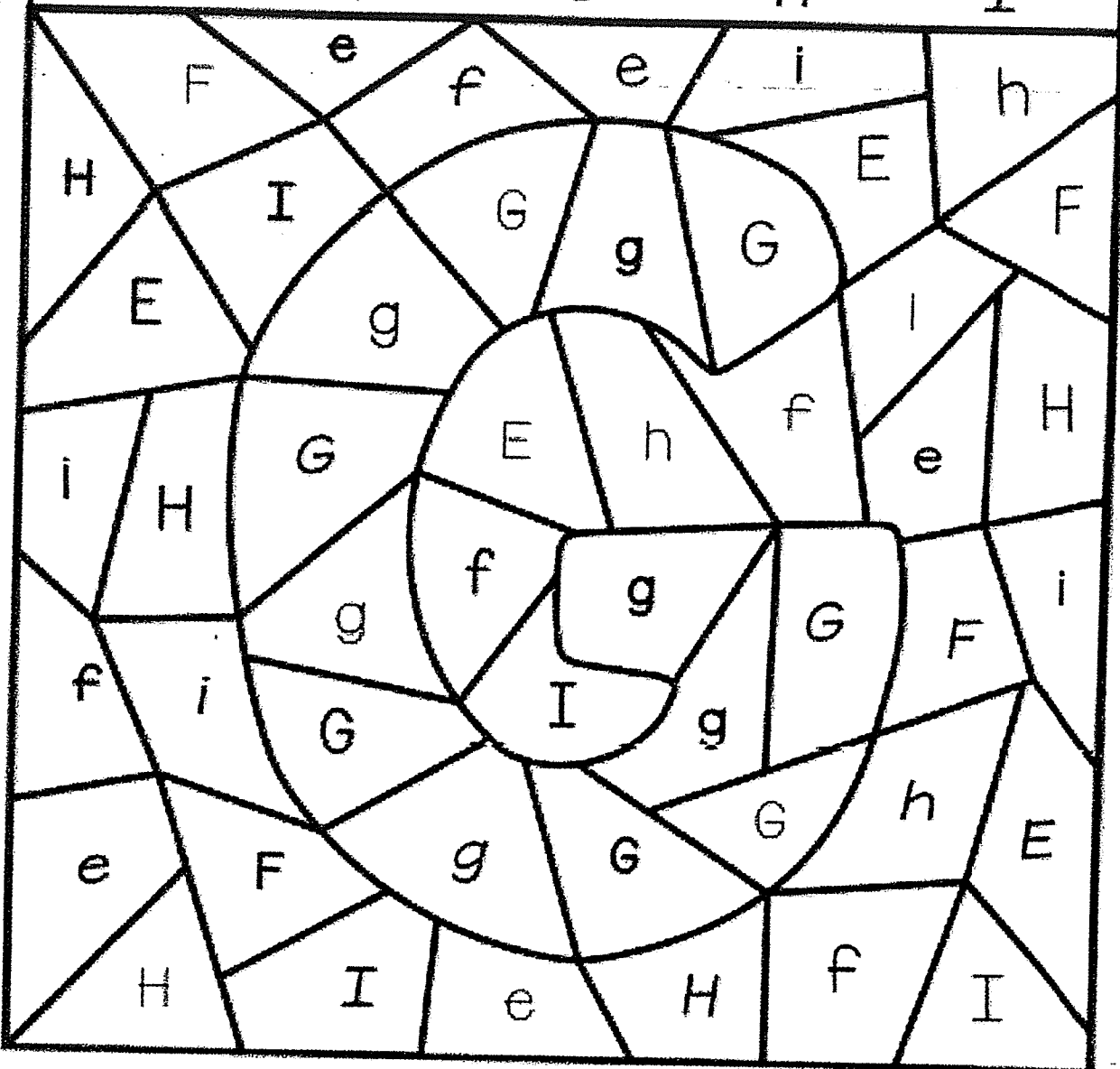
E

F

G

H

I



© S. Teachable Teacher

Name \_\_\_\_\_

Read.

She has a very pretty flower.

Trace.

She has a very pretty flower.

Write.

\_\_\_\_\_







\_\_\_\_\_

\_\_\_\_\_

Glue.

\_\_\_\_\_

Draw.



 ①	 ②	
 ③	 ④	
 ⑤	 ⑥	

flower She pretty a very . has

Name \_\_\_\_\_

CVC Words

# Word Ladder



hut

START









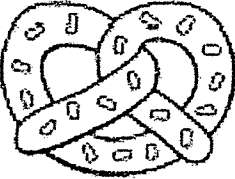



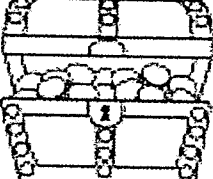



25

Name \_\_\_\_\_

# Spot The Blends

pr, tr, dr

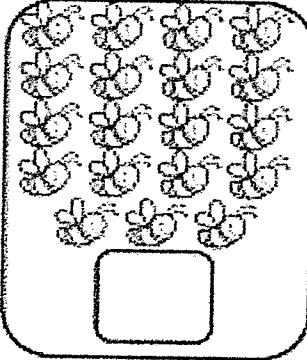
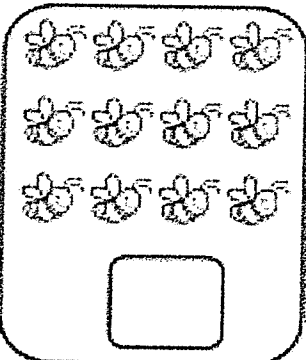
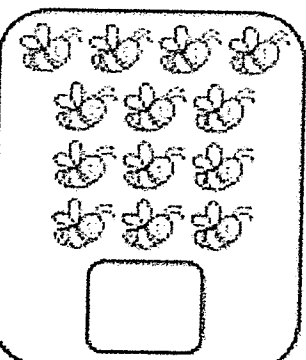
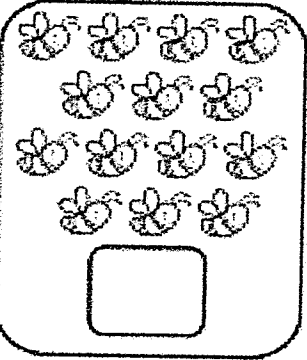
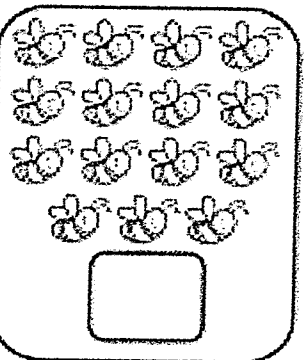
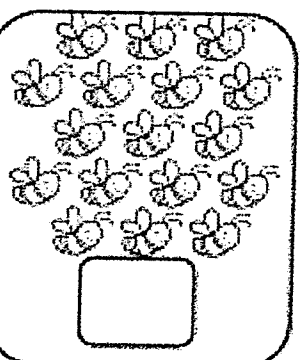
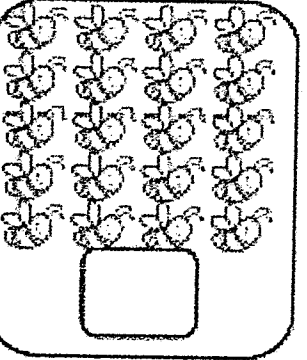
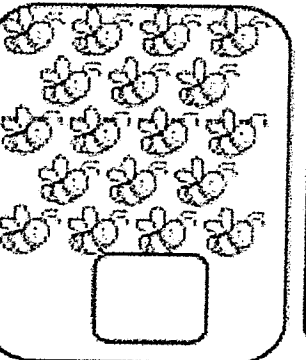
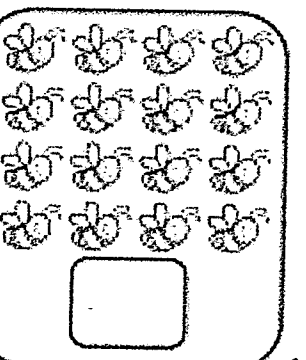
Instructions: Look at the picture and shade the beginning sound.






 <p>pr dr tr</p>	 <p>pr dr tr</p>	 <p>pr dr tr</p>
 <p>pr dr tr</p>	 <p>pr dr tr</p>	 <p>pr dr tr</p>
 <p>pr dr tr</p>	 <p>pr dr tr</p>	 <p>pr dr tr</p>
 <p>pr dr tr</p>	 <p>pr dr tr</p>	 <p>pr dr tr</p>

© Fairy Poppins

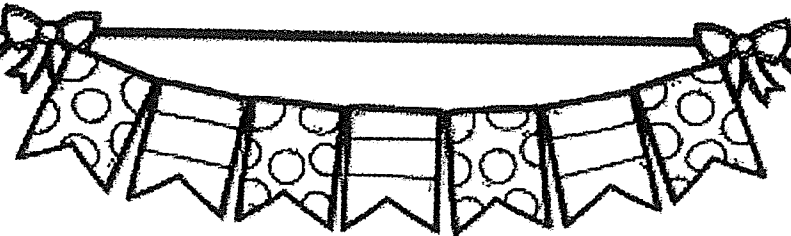
# How Many?

Count how many bees are in each box and write the number below.

Name: _____ Date: _____		<b>Subtracting Pictures to 5</b>
<b>Subtracting Stars</b> Directions: Cross out the objects to find the difference.		
$5 - 2 =$		<input type="text"/>
Cross out 2 stars.		
$5 - 4 =$		<input type="text"/>
Cross out 4 stars.		
$4 - 2 =$		<input type="text"/>
Cross out 2 stars.		
$4 - 3 =$		<input type="text"/>
Cross out 3 stars.		
$5 - 0 =$		<input type="text"/>
Cross out 0 stars.		

© Good and Beautiful




SIGHT WORD OF THE WEEK

**our**

our our our

Is it ours?

Practice writing this week's sight word.



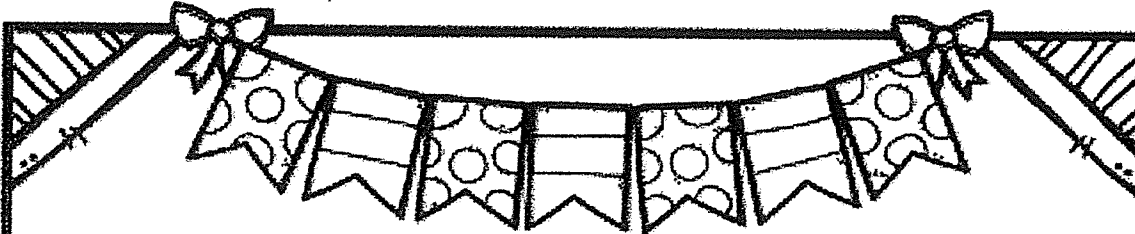
SIGHT WORD OF THE WEEK

**very**

very very

very hungry

Practice writing this week's sight word.



SIGHT WORD OF THE WEEK

**new**

new new

the new car


Practice writing this week's sight word.

Name \_\_\_\_\_

likes

Read and trace the word

likes likes likes



Cut out the words and match them to the sentence

The bee likes the flower.

Copy the sentence

\_\_\_\_\_

\_\_\_\_\_

\_\_\_\_\_

\_\_\_\_\_

\_\_\_\_\_

© Friends International, Inc.

bee flower. The the likes

10


Name \_\_\_\_\_

et, eg, en

# Color by ET, EG and EN Word Families

## KEY

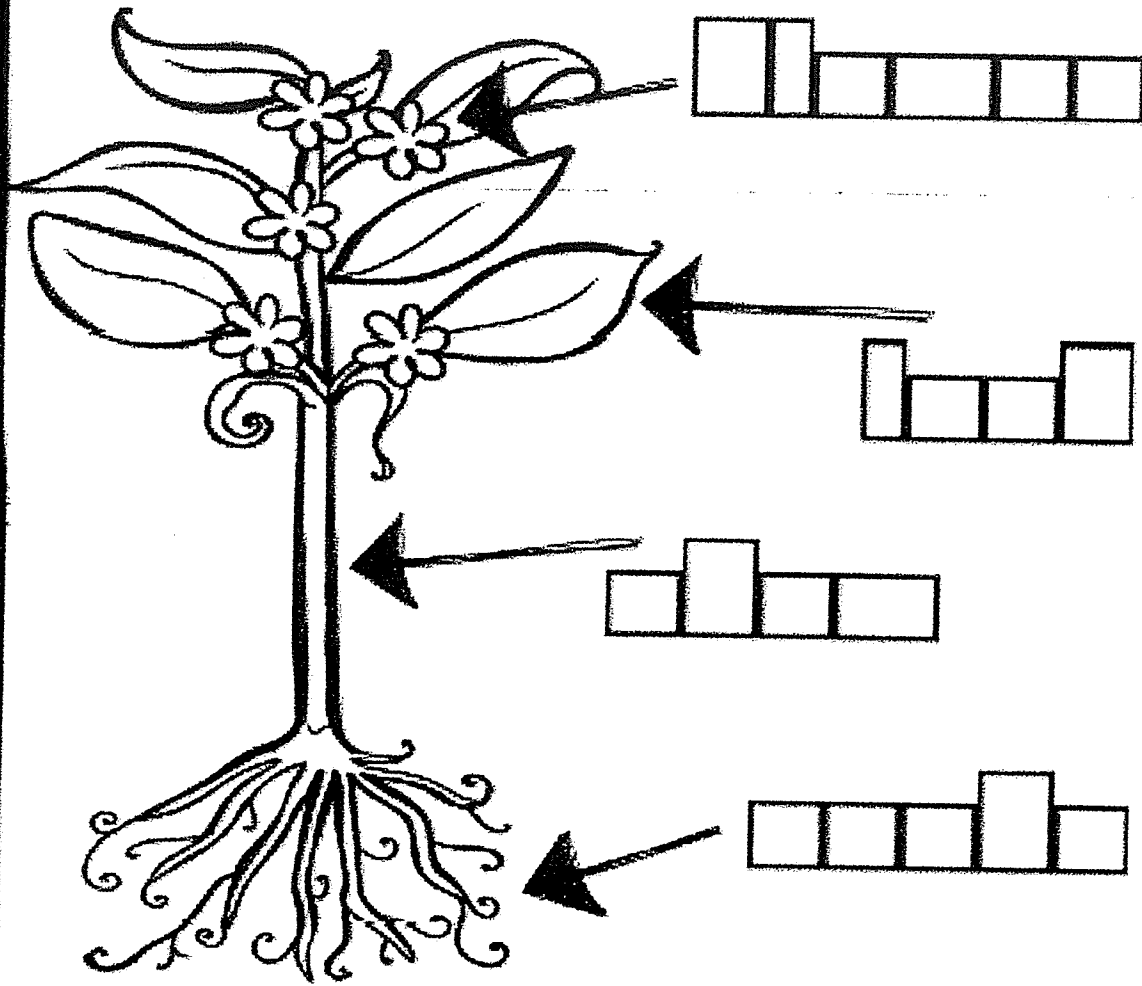
- net - blue
- peg - pink
- jet - red
- men - purple
- beg - yellow
- ten - green



© Fairy Poppins



# LABEL the PLANT



## WORD BANK

stem


leaf

flower

roots

L.4.PK.W. L.4.PK.X

Name \_\_\_\_\_




I can take care

of the earth

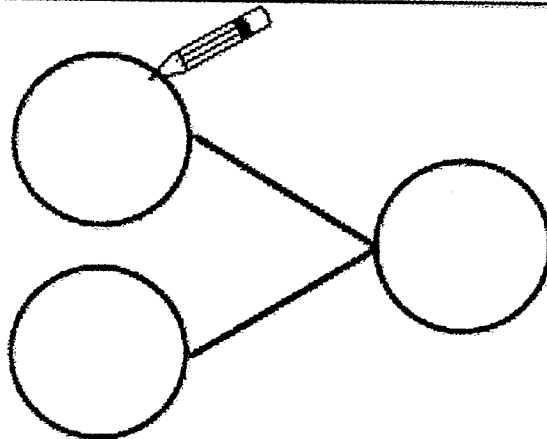
by

Tony colored 3 stars red and  
2 stars blue in his picture.  
How many stars did he color?

Color



Fill-in



$$\underline{\quad} + \underline{\quad} = \underline{\quad}$$

Answer

Tony colored        stars.

Name: \_\_\_\_\_ Date: \_\_\_\_\_

**Subtracting  
Pictures to 5**

# Subtracting Circles

Directions: Cross out the objects to find the difference.

$4 - 3 =$



Cross out 3 circles.

$4 - 2 =$



Cross out 2 circles.

$4 - 1 =$



Cross out 1 circle.

$5 - 4 =$



Cross out 4 circles.

$3 - 2 =$




Cross out 2 circles.

© Good and Beautiful

# Spring Word: our


Read



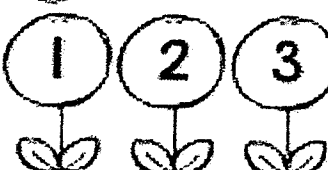




our

Find

your	our	here	our	your	
here	our	here	our	your	your
our	your	your	here	here	



<p>Colour</p>  <b>our</b>	<p>Trace</p> 	<p>Clap</p> 			
<p>Box</p> <table border="1" style="width: 100%; height: 40px;"><tr><td style="width: 33%;"></td><td style="width: 33%;"></td><td style="width: 33%;"></td></tr></table>				<p>Write</p> <hr/> <hr style="border-top: 1px dashed;"/> <hr/>	<p>Rainbow Write</p> 
<p>Build</p> 					

u	r		o
---	---	--	---

# Spring Word: very

Food

VERY

very



Find

	very	early	my	early	very
my	early	my	early	very	very
early	very	very	my	my	




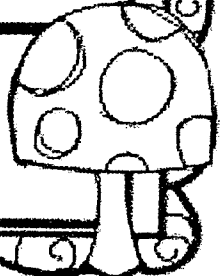
<p>Colour</p> <p>very</p>	<p>Trace</p> <p>very</p>	<p>Clap</p> <p>1 2 3</p>				
<p>Box</p> <table border="1"><tr><td> </td><td> </td><td> </td><td> </td></tr></table>					<p>Write</p> <hr/> <hr/> <hr/>	<p>Rainbow Write</p>
<p>Build</p>						

r v e y

**Spring Word:**  
**new**



**new**

<p>Colour</p>  <p><b>new</b></p>	<p>Trace</p> <p><b>new</b></p>	<p>Clap</p>  <p>1 2 3</p>			
<p>Box</p> <table border="1"><tr><td> </td><td> </td><td> </td></tr></table>				<p>Write</p> <p>_____</p> <p>-----</p> <p>_____</p>	<p>Rainbow Write</p> 
<p>Build</p> 					

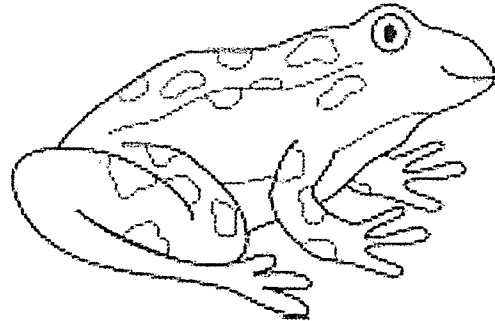

w n e

Name: \_\_\_\_\_

1. Read the sentence.

**A frog will hop.**

2. Draw the sentence.



3. Trace the sentence.

A frog will hop.

4. Write the sentence.

\_\_\_\_\_

-----

\_\_\_\_\_

5. Cut and paste the sentence.

\_\_\_\_\_

Created by: [spalestandsoes.blogspot.com](http://spalestandsoes.blogspot.com)

frog

will

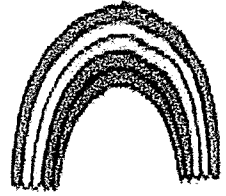
hop.

A



# Sight Word Scramble and Rainbow Write: Week 8

Name: \_\_\_\_\_ Date: \_\_\_\_\_



Directions: First, unscramble the letters to spell each sight word correctly. After that, write the correctly spelled word using your best handwriting. Finally, write the word again using a different colored crayon for each letter. When you are done, your word should look like a rainbow! Have fun.

Word Bank: we when your can said

unscramble:	pencil write:	rainbow write:
henw	_____	_____
ew	_____	_____
nac	_____	_____
dsia	_____	_____
ruoy	_____	_____

Copyright © 2015 by Aracelis Thompson

Name: \_\_\_\_\_

Date: \_\_\_\_\_

# Which Blend?

Color the pictures. Circle the correct word that matches each picture. Write that word in the box.


 <p>blacks plocks</p>	 <p>fry fly</p>	 <p>flog frog</p>
<p>_____</p> <p>-----</p> <p>_____</p>	<p>_____</p> <p>-----</p> <p>_____</p>	<p>_____</p> <p>-----</p> <p>_____</p>
 <p>clab crab</p>	 <p>spool stool</p>	 <p>plant prant</p>
<p>_____</p> <p>-----</p> <p>_____</p>	<p>_____</p> <p>-----</p> <p>_____</p>	<p>_____</p> <p>-----</p> <p>_____</p>
 <p>prane plane</p>	 <p>drum dlum</p>	 <p>ski sti</p>
<p>_____</p> <p>-----</p> <p>_____</p>	<p>_____</p> <p>-----</p> <p>_____</p>	<p>_____</p> <p>-----</p> <p>_____</p>
 <p>smile skile</p>	 <p>snake stake</p>	 <p>snamp stamp</p>
<p>_____</p> <p>-----</p> <p>_____</p>	<p>_____</p> <p>-----</p> <p>_____</p>	<p>_____</p> <p>-----</p> <p>_____</p>

Name: \_\_\_\_\_ Date: \_\_\_\_\_

# Cut and Paste Blends

Color the pictures. Cut and sort the pictures according to the beginning blend sound. Glue in the appropriate box.

bl	br	cl
cr	dr	fr



blocks, blender, bread, broom, cliff, clock, crab, crown, drum, frog, fruit, sofa

© Learning Activities, 2009


## Partners to 10

I can identify the missing part.

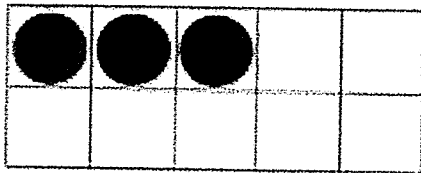
Name \_\_\_\_\_

Date \_\_\_\_\_


Complete the ten-frame to find the missing part. Fill in the equation.



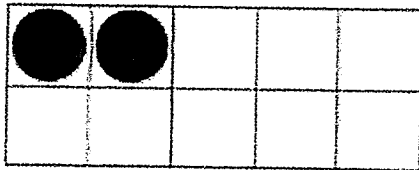
$$\begin{array}{r} 4 \\ \hline \end{array} + \begin{array}{r} \phantom{0} \\ \hline \end{array} = \begin{array}{r} 10 \\ \hline \end{array}$$




$$\begin{array}{r} 3 \\ \hline \end{array} + \begin{array}{r} \phantom{0} \\ \hline \end{array} = \begin{array}{r} 10 \\ \hline \end{array}$$



$$\begin{array}{r} 9 \\ \hline \end{array} + \begin{array}{r} \phantom{0} \\ \hline \end{array} = \begin{array}{r} 10 \\ \hline \end{array}$$



$$\begin{array}{r} 2 \\ \hline \end{array} + \begin{array}{r} \phantom{0} \\ \hline \end{array} = \begin{array}{r} 10 \\ \hline \end{array}$$



$$\begin{array}{r} 6 \\ \hline \end{array} + \begin{array}{r} \phantom{0} \\ \hline \end{array} = \begin{array}{r} 10 \\ \hline \end{array}$$

Name \_\_\_\_\_

### More Practice...4.25 #2

Trace and count the dots on each domino. Fill in the number bond to match.

