

Kindergarten Guided Reading Packet



Trimester 3

April 26th , 2021 – April 30th , 2021


Name: _____

Spelling words for the week

or

would

each



Name: _____

Trace the sight word.

each

Write the sight word.

Find and underline the sight word.

every	every	each
each	eat	every
eat	each	eat

Color the sight word.

each

Fill in the missing letters.

e			h
---	--	--	---

		c	
--	--	---	--


Read each sentence and underline the sight word.

We each have a ball.

I can see the sun each day.

Cut out the letters below to make the sight word.

--	--	--	--	--



c	h	e	a
---	---	---	---

would Name: _____

Trace the sight word.
would

Write the sight word.

Find and underline the sight word.

would	that	by
from	will	would
we	would	all

Color the sight word.
would

Fill in the missing letters.

w		u	l	d
---	--	---	---	---

w	o	u	d
---	---	---	---

Read the sentence and underline the sight word.

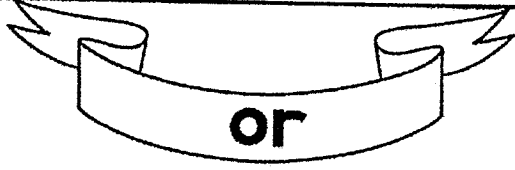
Who would do that to her?

Cut out the letters below to make the sight word.

--	--	--	--	--	--	--


✂

o d l w u

**or**

Name: _____

Trace the sight word.




Write the sight word.



Find and underline the sight word.

as	or	to
or	in	go
and	when	or

Color the sight word.




Fill in the missing letters.


 


Read the sentence and underline the sight word.

Do you like red or green apples?


Cut out the letters below to make the sight word.









 _____



Name: _____













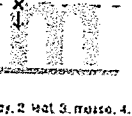
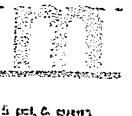


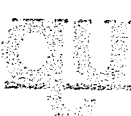

Phonics
Consonant Sounds 

Circle the letter that makes the beginning sound for each picture.

<p>1</p>  <p>d k p</p>	<p>2</p>  <p>l h b</p>	<p>3</p>  <p>h z m</p>
<p>4</p>  <p>n w l</p>	<p>5</p>  <p>r p g</p>	<p>6</p>  <p>f r qu</p>

Primary Standards: EC.15. ELA.15-20.15.15.15.15 - Students demonstrate knowledge of and become letter-sound correspondences by associating the primary or major of the most frequent vowel for each consonant.
Supporting Standards: 1. K.15. 1.4.21

Practice writing the letters below. Say the sound as you write each letter.

Core5 Level 3
Copyright © Lexia for Brighter Child, LLC for Core5 Level 3 and Core5 Level 3, 2021.
Created by Zany Diawit
This material is a component of Lexia Reading
© 2021 Lexia Learning Systems, LLC www.lexialearning.com

1. key, 2. hat, 3. mouse, 4. nest, 5. pot, 6. queen

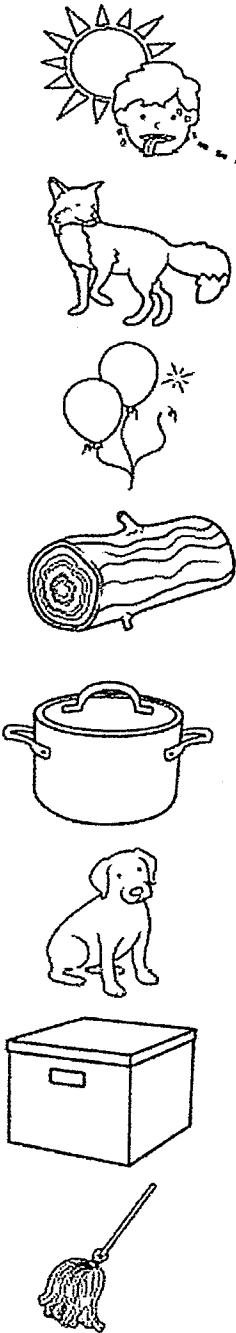
★ Name each picture. Write the letter that makes the beginning sound on a separate piece of paper.

Lexia Skill Builders

Name: _____

Date: _____

Match it!





pop
box
hot
pot
mop
fox
log
dog

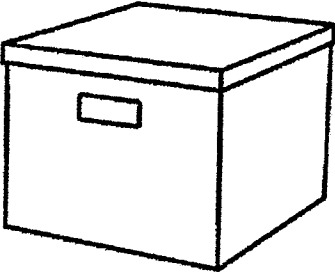
© the designer teacher


Name: _____ Date: _____


Find the missing letters.

		
	o	

		
		t

		
		x

		
h		



o	o	g	p
b	h	o	d

1. Write your name.
2. Trace the words.
3. Cut out the pictures.
4. Glue the pictures.

long
a
level 1


nail	nail		
rain	rain		
cake	cake		
game	game		
skate	skate		
train	train		

Name: _____ Date: _____

**Subtracting
Pictures to 10**


Subtracting Triangles


Directions: Cross out the objects to find the difference.

$8 - 5 =$ 




Cross out 5 triangles.




$10 - 2 =$ 




Cross out 2 triangles.



$9 - 6 =$ 




Cross out 6 triangles.




$7 - 4 =$ 




Cross out 4 triangles.



$6 - 3 =$ 




Cross out 3 triangles.



© Gabriella Dixon

SIGHT WORD: I CAN READ

Using the sight word listed to the right, follow the directions to complete each box.
BONUS: Write your own sentence using this sight word on the back of this page.



Name: _____

would

Read and HIGHLIGHT it.

Would you like to play?

TRACE it

Would you like to play?

WRITE it.

Blank handwriting lines for writing the sentence.


FILL it in.



Draw the MEANING of the sentence.

SIGHT WORD: i CAN READ

Using the sight word listed to the right, follow the directions to complete each box
BONUS: Write your own sentence using this sight word on the back of this page.



Name: _____

or

Read and HIGHLIGHT it.

Do you like red or pink?

TRACE it.

Do you like red or pink?

WRITE it.

Blank writing area with a dashed midline for handwriting practice.

FILL it in.


Two boxes, each divided into two smaller squares, for coloring or drawing.

Large blank area for drawing, with a pencil illustration on the left side.

Draw the MEANING of the sentence.

SIGHT WORD: I CAN READ

Using the sight word listed to the right, follow the directions to complete each box.
BONUS: Write your own sentence using this sight word on the back of this page.



Name: _____

each

Read and HIGHLIGHT it.

There is cake for each of you.

TRACE it

There is cake for each of you.


WRITE it

FILL it in




Draw the MEANING of
the sentence

I SPY The Letter






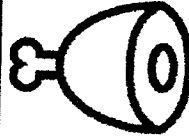





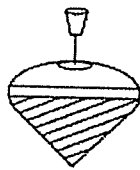




Color the spaces with the letter Xx to see what you can find.




Name: _____

WORD BOXES: MIDDLE SOUNDS

	r		g		p		n
	b		d		f		x
	p		g		h		m
	m		x		z		p
	m		p		m		t
	t		n		t		p
	c		t		c		t

Name: _____ Date: _____

Find the words.




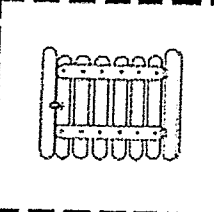





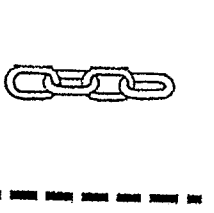

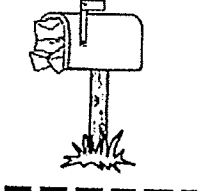


a	z	r	a	t	j	n	u	d	h
s	x	q	t	p	k	m	i	m	a
d	c	c	y	a	l	q	b	a	t
f	b	a	g	s	z	w	o	d	h
g	v	n	u	d	x	e	p	f	j
h	b	w	i	f	c	m	a	p	k
j	s	a	d	g	v	r	a	a	l
k	n	e	f	a	n	t	s	n	z
l	m	r	o	h	b	y	d	g	x

~~bag~~ mad can rat pan
 bat fan map hat sad

1. Write your name.
2. Trace the words.
3. Cut out the pictures.
4. Glue the pictures.

long
a
level 1

mail	mail		
plate	plate		
chain	chain		
snake	snake		
gate	gate		
rake	rake		

© 2005 by Linda Ward Beech

Name: _____ Date: _____

Trace and complete the super sentences.


1. I see a big _____.



2. It is _____.



3. This is my _____.



4. I have a _____.



5. Look at the _____.



6. I like my _____.




© the designer teacher


Name: _____

Draw and Solve


Draw apples in the trees to help you solve the addition questions.




$$2 + 1 = \boxed{3}$$




$$2 + 3 = \square$$




$$3 + 1 = \square$$




$$3 + 3 = \square$$




$$4 + 3 = \square$$




$$2 + 4 = \square$$



$$5 + 2 = \square$$



$$5 + 4 = \square$$




$$5 + 5 = \square$$

Right & Wrong

Sort the correct spelling and the incorrect spelling of the sight word:

Name: _____

would



CORRECT 

INCORRECT 

would	dluow	would	ouldw	would
would	would	woudl	woudl	would
ldwuo	ldwuo	would	would	ouldw


©2007 The McGraw-Hill Companies

RIGHT & WRONG

Sort the correct spelling and the incorrect spelling of the sight word:

Name: _____

each



CORRECT 

INCORRECT 

hcae	aech	each	each	each
aehc	each	aehc	hcae	chea
each	each	chea	each	each


©2017 ThisAnders.com

RIGHT & WRONG

Sort the correct spelling and the incorrect spelling of the sight word:

Name: _____

or





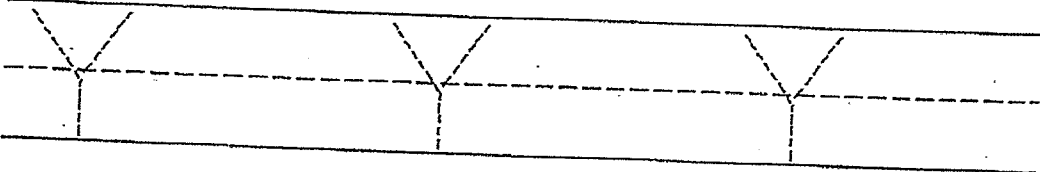
CORRECT 

INCORRECT 

or	or	or	or	ro
ro	ro	or	ro	or
ro	or	ro	or	ro

Name: _____
Trace the letter, then trace the sentence.

Writing




I have a yellow
yo-yo in my yard.

© 2015, July 15

Name: _____ Date: _____

Find the words.



a	z	n	r	a	h	v	y	d	k
s	x	b	t	s	o	b	f	o	x
d	<u>d</u>	<u>o</u>	<u>g</u>	d	t	n	u	f	l
f	c	x	y	f	z	m	i	c	z
g	v	m	u	g	x	q	d	o	t
h	p	q	i	h	h	w	o	p	x
l	o	g	o	k	o	e	p	g	c
l	t	w	m	o	p	r	a	h	v
k	b	e	p	l	c	t	s	u	b

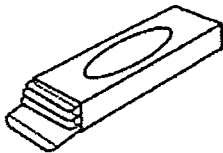
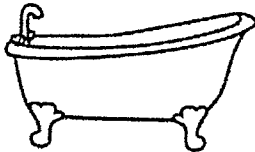

~~dog~~ cop mop hot box
 log hop dot pot fox

© the designer, teacher

Name: _____

Date: _____

Match it!



tub

run

mud

gum

sun

hug

bug

cup

© the designer teacher



Name: _____

Phonemic Awareness
Blending & Segmenting 2

Cut out the pictures at the bottom of the page and count the *sounds* in each word. Then, glue each picture onto the correct number.

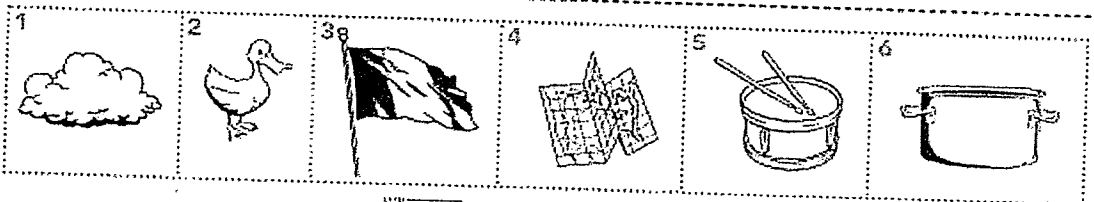
Florida Standards, ECSS ELA, Literacy RF.6.2c. Blend and segment onset and rime of single-syllable spoken words. (www.pearson.com)

Core5 Level 3
Reproduction rights for English Grade 1-3 for use until March 31, 2022.
Authored by Corey Brubaker
This material is a component of Lexia Learning
© 2021 Lexia Learning Systems LLC



CAT, CRAB, 1. cloud, 2. duck, 3. flag, 4. map, 5. drum, 6. pot

★ Name the words that have the same beginning sound.



























































































CORE5 Lexia Skill Builders

Name _____

Say the number and color that many flowers.



COUNT & Color

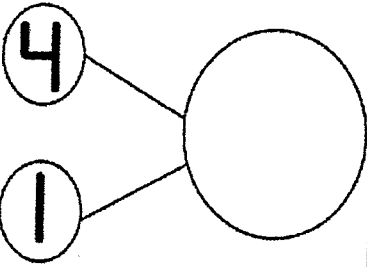
14											
18											
17											
16											
13											
12											
15											
19											

© The Joyful Journey <https://www.teacherspayteachers.com/Store/the-joyful-journey>

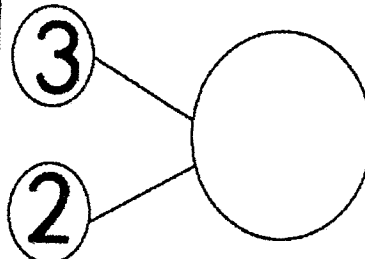
Name: _____

NUMBERS TO 5Missing **WHOLE**

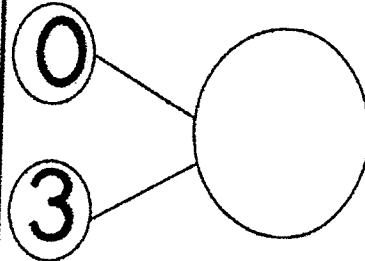
Complete the number bond. Finish the number sentence to match.



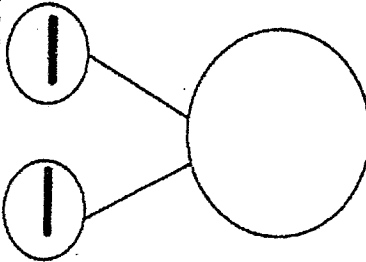
$$4 + 1 = \underline{\quad}$$



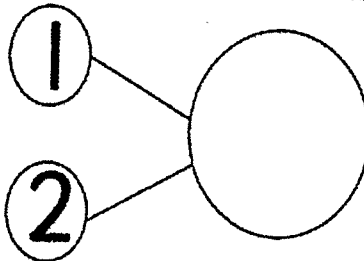
$$3 + 2 = \underline{\quad}$$



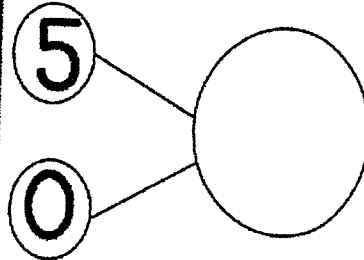
$$0 + 3 = \underline{\quad}$$



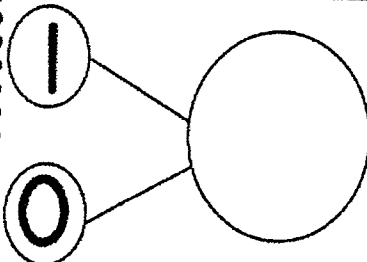
$$1 + 1 = \underline{\quad}$$



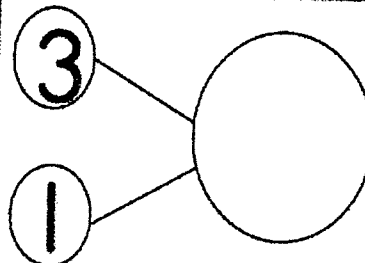
$$1 + 2 = \underline{\quad}$$



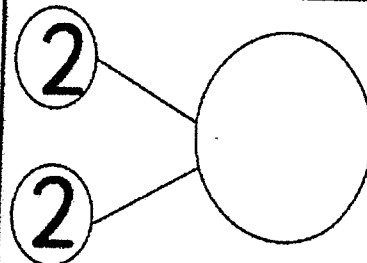
$$5 + 0 = \underline{\quad}$$



$$1 + 0 = \underline{\quad}$$



$$3 + 1 = \underline{\quad}$$



$$2 + 2 = \underline{\quad}$$

Melissa Moran

ReAd & SORT

Read each sight word below and paste it in the matching word box.




Name: _____

each	or
what	would

or would what would or
each or each what each
what would each what or

©2017 TheScoopLife

SIGHT WORD BUILD IT



Build each word on the left using the letters at the bottom of the page.
BONUS: Use any blank boxes to create a word or two a SECOND time by writing the letters needed in the blank boxes.

Name: _____

what	
would	
or	
each	

	e		o		l	c	h
w		w	o			r	h
		u	a	a	t		d

©2017 The McGraw-Hill Companies

-FIND ME- Sight Word COLOR CODE

Color the words below using the color code

Name: _____


orange	pink	green	blue
would	or	each	what



or	would	what	each	would	each
would	each	would	or	or	would
would	what	each	would	what	or
what	what	or	what	or	what
would	each	each	or	what	or
what	or	what	what	or	would
would	what	would	each	would	each

©2011 Teaching

Name _____



Directions: Use the word bank to write the word under the picture.

frog grab trunk
grin trash branch
crack pray bride




Name: _____

Writing

Trace the letter, then trace the sentence.

Tracing practice area with two rows of handwriting lines. Each row contains three dashed uppercase 'X' characters for tracing.



The fox has a
xylophone.

Name: _____

Finish the sentence. Draw a detailed picture to match.

WORD BANK



Finish the sentence.

The girl was _____

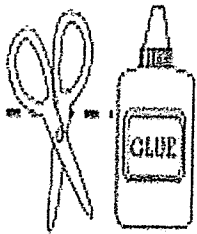
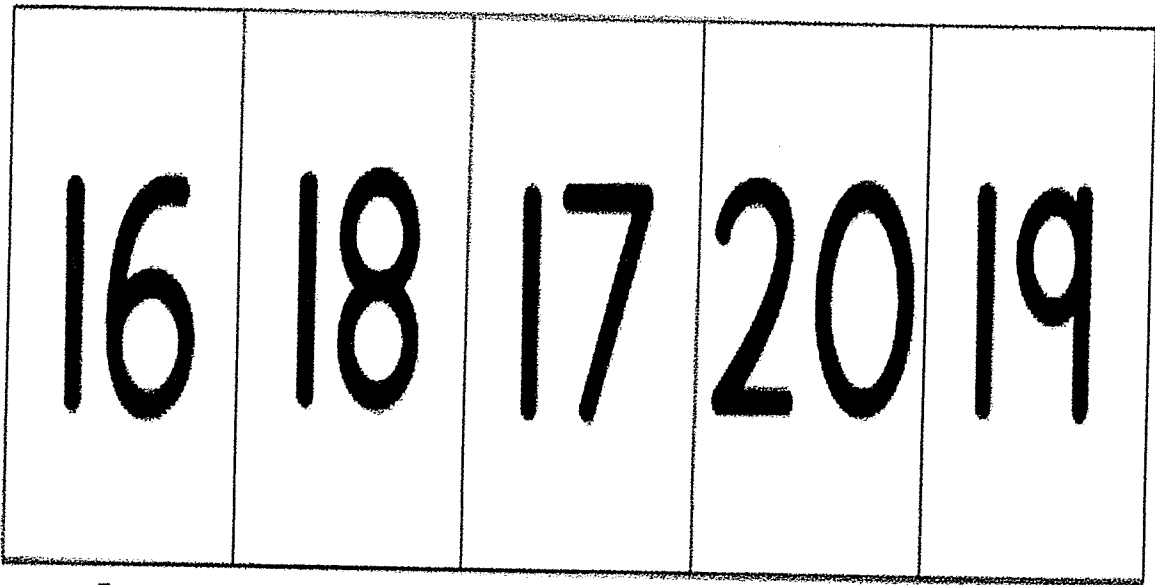
Copy the sentence.

WRITER CHECKLIST

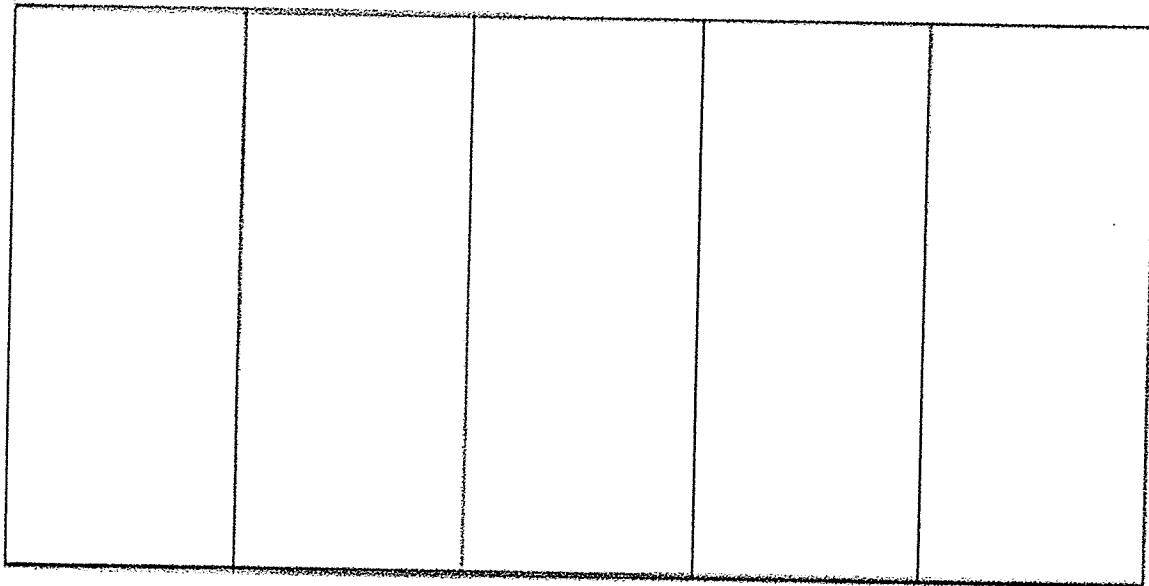
spaces

punctuation

detailed picture



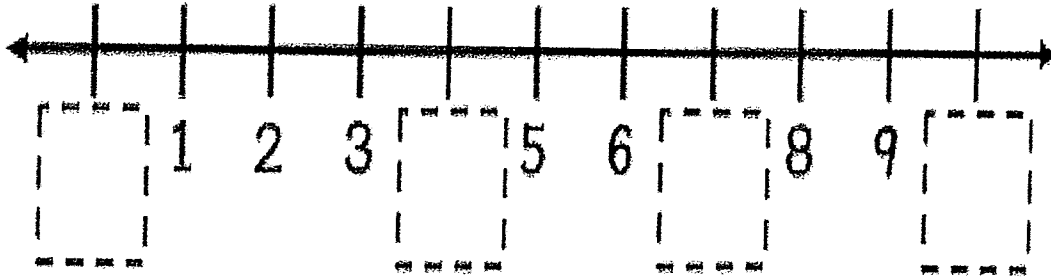
I Can Order Numbers!



Cut out the numbers. Glue the numbers in order.

Name _____

Adding on a Number Line



$$2 + 3 = \boxed{}$$

$$0 + 2 = \boxed{}$$

$$5 + 4 = \boxed{}$$

$$3 + 5 = \boxed{}$$

$$4 + 2 = \boxed{}$$

$$2 + 1 = \boxed{}$$

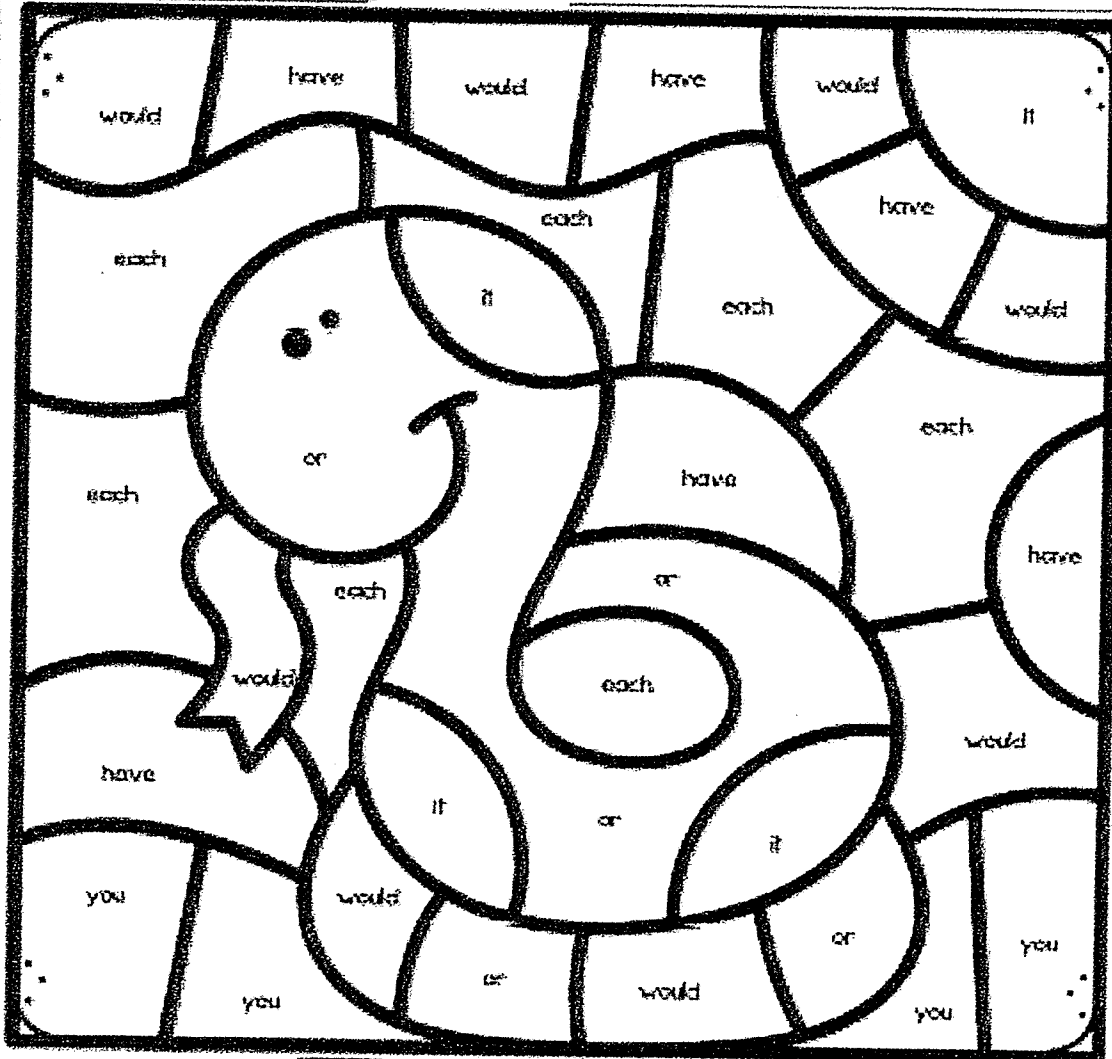
✂ 4 10 3 5 9 0 6 8 2 7

FUN FACT:


There are more than 2,500 species of snakes around the world.




Name: _____



COLOR CODE:



Sight Word write the room



Name: _____ Make a list of sight words







1	2	3
4	5	6
7	8	9
10	11	12
13	14	15

©2010 The Writing Workbooks

Name: _____













Phonics
Consonant Sounds 

Circle the letter that makes the beginning sound for each picture.

<p>1</p>  <p>f c r</p>	<p>2</p>  <p>s k l</p>	<p>3</p>  <p>b t f</p>
<p>4</p>  <p>v z y</p>	<p>5</p>  <p>x w l</p>	<p>6</p>  <p>q g y</p>

Mrs. Amy H. ...
 Copyright © 2011 by ...
 All rights reserved.

Practice writing the letters below. Say the sound as you write each letter.

Grade Level 3
 Mrs. Amy H. ...
 Copyright © 2011 by ...
 All rights reserved.

★ Name each picture. Write the letter that makes the beginning sound on a separate piece of paper.

Name: _____ Date: _____

Trace and complete the super sentences.

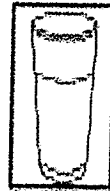
1. Look at the _____.



2. I have _____.



3. This is my _____.



4. Look at the _____.



5. Go in the _____.




6. Sit on the _____.





© The McGraw-Hill Companies


Name: _____ Date: _____

Find the missing letters.

		
h		

		
	u	

		
		n












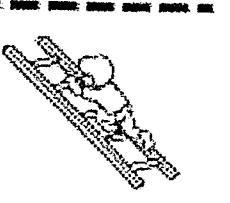
		
		g

✂


s	t	h	u
m	u	g	u

1. Write your name.
2. Trace the words.
3. Cut out the pictures.
4. Glue the pictures.

long
↑
level 1

bike	bike		
dice	dice		
time	time		
mice	mice		
climb	climb		
pie	pie		



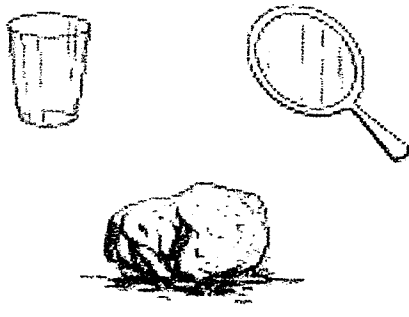



Name: _____

Comprehension
Advanced Descriptors 

Look at the pictures and think about what they may have in common. Put an "X" through the picture that does not belong.

Unit 1, Lesson 1, 2, 3, 4, 5, 6, 7, 8, 9, 10, 11, 12, 13, 14, 15, 16, 17, 18, 19, 20, 21, 22, 23, 24, 25, 26, 27, 28, 29, 30, 31, 32, 33, 34, 35, 36, 37, 38, 39, 40, 41, 42, 43, 44, 45, 46, 47, 48, 49, 50, 51, 52, 53, 54, 55, 56, 57, 58, 59, 60, 61, 62, 63, 64, 65, 66, 67, 68, 69, 70, 71, 72, 73, 74, 75, 76, 77, 78, 79, 80, 81, 82, 83, 84, 85, 86, 87, 88, 89, 90, 91, 92, 93, 94, 95, 96, 97, 98, 99, 100

Unit 1, Lesson 1, 2, 3, 4, 5, 6, 7, 8, 9, 10, 11, 12, 13, 14, 15, 16, 17, 18, 19, 20, 21, 22, 23, 24, 25, 26, 27, 28, 29, 30, 31, 32, 33, 34, 35, 36, 37, 38, 39, 40, 41, 42, 43, 44, 45, 46, 47, 48, 49, 50, 51, 52, 53, 54, 55, 56, 57, 58, 59, 60, 61, 62, 63, 64, 65, 66, 67, 68, 69, 70, 71, 72, 73, 74, 75, 76, 77, 78, 79, 80, 81, 82, 83, 84, 85, 86, 87, 88, 89, 90, 91, 92, 93, 94, 95, 96, 97, 98, 99, 100

<p>1</p> 	<p>2</p> 
<p>3</p> 	<p>4</p> 
<p>5</p> 	<p>6</p> 

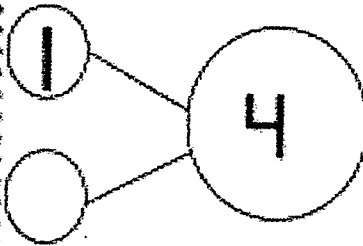
★ Describe what each pair of pictures has in common.

Name: _____

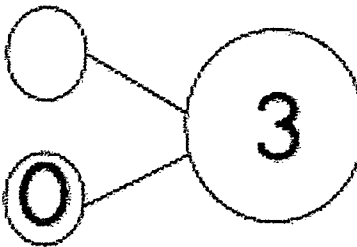
NUMBERS TO 5

Missing **PART & WHOLE**

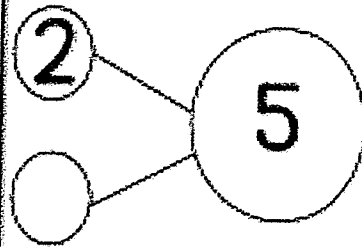
Complete the number bond. Finish the number sentence to match.



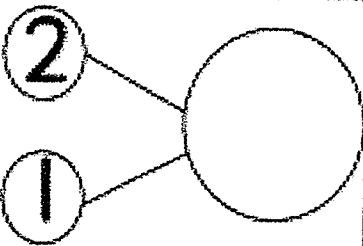
$$1 + \underline{\quad} = 4$$



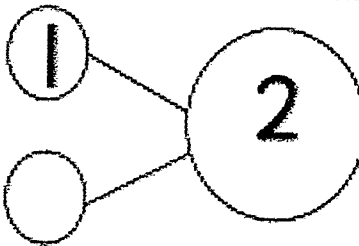
$$\underline{\quad} + 0 = 3$$



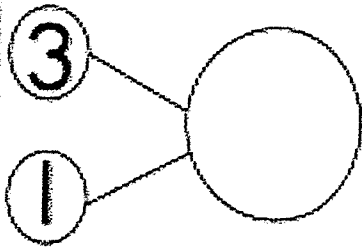
$$2 + \underline{\quad} = 5$$



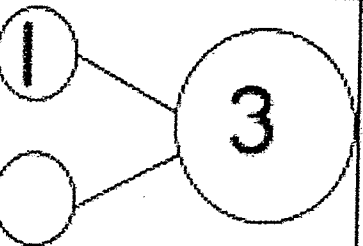
$$2 + 1 = \underline{\quad}$$



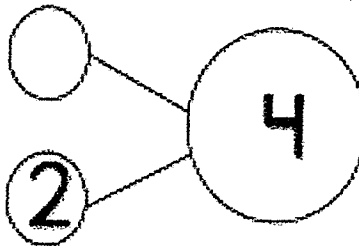
$$1 + \underline{\quad} = 2$$



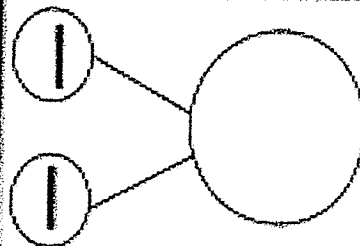
$$3 + 1 = \underline{\quad}$$



$$1 + \underline{\quad} = 3$$



$$\underline{\quad} + 2 = 4$$



$$1 + 1 = \underline{\quad}$$

©2002 Pearson Education, Inc.