

# Kindergarten Guided Reading Packet



## Trimester 3

May 3<sup>rd</sup>, 2021 – May 7<sup>th</sup>, 2021

Name: \_\_\_\_\_

---

Spelling words for the week

every

then

must

Name: \_\_\_\_\_



# I CAN RAINBOW WRITE

**every**

every every

every every

every every

Write it:

\_\_\_\_\_

-----

\_\_\_\_\_

\_\_\_\_\_

-----

\_\_\_\_\_

Name: \_\_\_\_\_



# I CAN RAINBOW WRITE

**must**

must must

must must

must must

Write it

\_\_\_\_\_

\_\_\_\_\_

\_\_\_\_\_

\_\_\_\_\_

\_\_\_\_\_

\_\_\_\_\_

Name: \_\_\_\_\_



# I CAN RAINBOW WRITE

**then**

then then

then then


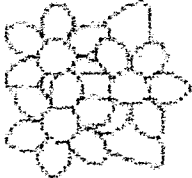


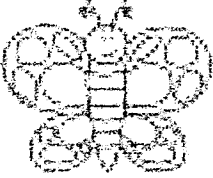


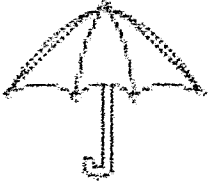

then then

Write it:

\_\_\_\_\_  
\_\_\_\_\_  
\_\_\_\_\_

\_\_\_\_\_  
\_\_\_\_\_  
\_\_\_\_\_


# Body Sounds

		
(m) (b) (s)	(f) (n) (s)	(t) (e) (r)
		
(k) (w) (t)	(r) (b) (s)	(h) (m) (l)
		
(o) (r) (z)	(u) (d) (t)	(r) (i) (h)

Name: \_\_\_\_\_

1. Read the sentence.

**They give us milk.**



2. Trace the sentence.

They give us milk.

3. Write the sentence.

Two sets of handwriting lines. Each set consists of a solid top line, a dashed middle line, and a solid bottom line. The first set is for tracing, and the second set is for independent writing.

4. Cut and paste the sentence.

A large empty rectangular box intended for pasting the cut-out words to form the sentence.

Created by [www.funfonix.com](http://www.funfonix.com)


**milk.**

**give**

**us**

**They**

# SIGHT WORD WRITE A STORY



Large empty rounded rectangle for writing a story.

Using the words  
write a story and  
use the words in  
your story to  
show the story.

- our
- must
- every
- then

Four horizontal lines for writing.

Name \_\_\_\_\_



# FILL IN THE EVEN NUMBERS

Name \_\_\_\_\_

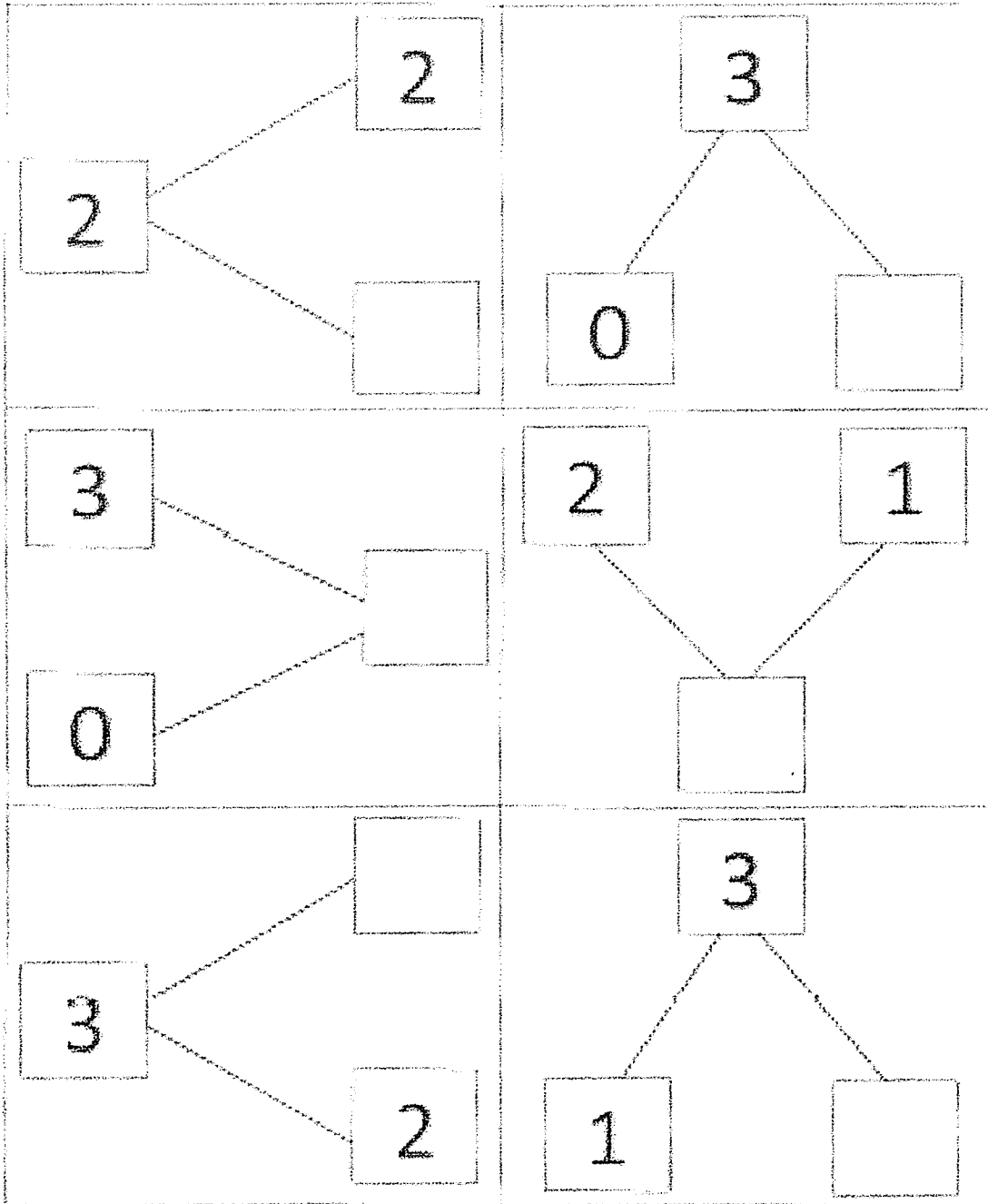


1		3		5
	7		9	
11		13		15
	17		19	

NUMBER FROM 1 TO 20

↓

1 2 3 4 5 6 7 8 9 10 11 12 13 14 15 16 17 18 19 20



then

Name: \_\_\_\_\_

Trace the sight word.

then

Write the sight word.

\_\_\_\_\_

\_\_\_\_\_

\_\_\_\_\_

Find and underline the sight word.

can	then	here
like	my	then
then	some	who

Color the sight word.

then

Fill in the missing letters.

t       e    n

t   h   e      

Read the sentence and underline the sight word.

It was cold and then it rained.

Cut out the letters below to make the sight word.

--	--	--	--	--	--



e   t   n   h

**every**

Name: \_\_\_\_\_

Trace the sight word.

Write the sight word.

Find and underline the sight word.

every	that	by
from	every	she
we	not	every

Color the sight word.

Fill in the missing letters.

e e r y e e y

Read the sentence and underline the sight word.

My dog takes a walk every day.

Cut out the letters below to make the sight word.

v r e y e

must

Name: \_\_\_\_\_

Trace the sight word.

must

Write the sight word.

Find and underline the sight word.

must	them	here
like	must	on
have	some	must

Color the sight word.

must

Fill in the missing letters.

mu \_ t

\_ u s t

Read the sentence and underline the sight word.

You must keep your room clean.

Cut out the letters below to make the sight word.


u s m t

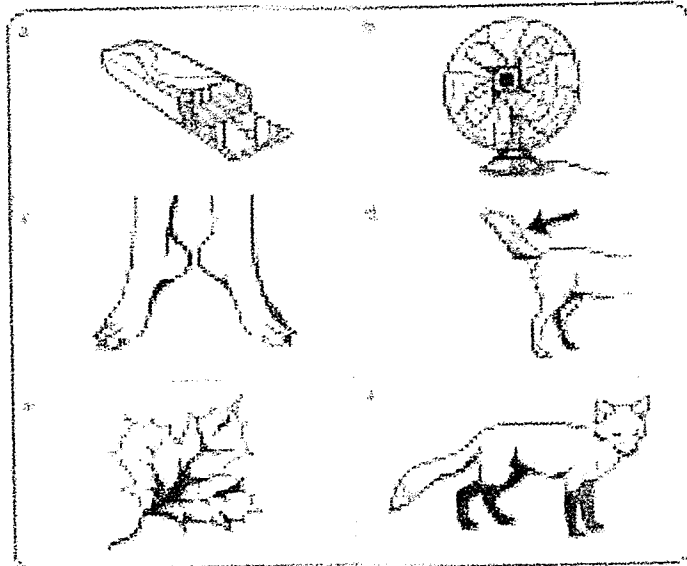

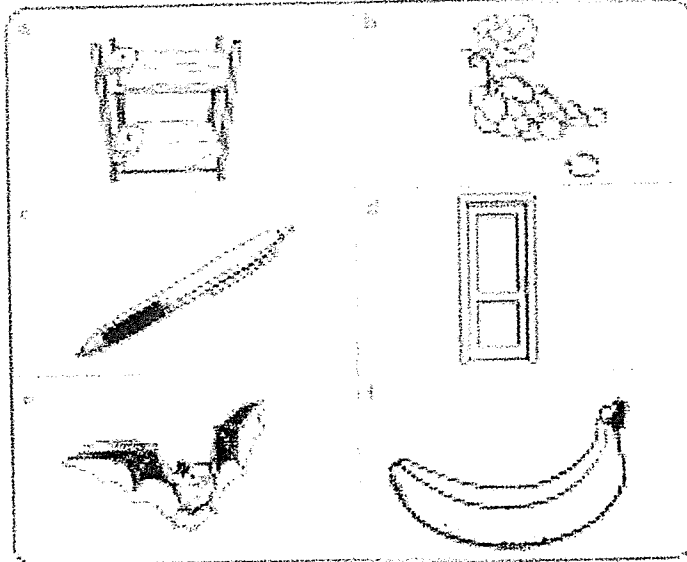



u s m t

Name: \_\_\_\_\_


Phonics  
Consonant Sounds

Say the sound of the letter in words like **b**. Then, circle an  for three pictures that begin with that sound.



Circle the letter that makes the sound you hear in the word.

Circle Level 1  
Look at the pictures and say the sound of the letter that makes the beginning sound of each word.  
Circle the letter that makes the sound you hear in the word.


★ Look at the pictures you did not . Name the letter that makes the beginning sound of each word.

SOCCER Level 2A & B

Name \_\_\_\_\_



# Long and Short E




Short e  
says ě  
as in pet




Long e  
says ē  
as in seed



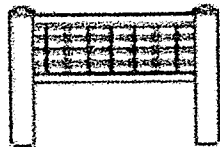

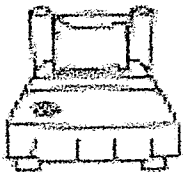
Color each picture by the sound the letter e makes in it.



Short e




Long e



# SIGHT WORD: I CAN READ

Using the sight word listed to the right, follow the directions to complete each task.  
WORDS: Write your own sentence using the sight word on the back of this page.



Name: \_\_\_\_\_

**then**

Read and HIGHLIGHT

**The girl ran and then she fell.**

TRACE

The girl ran and then she fell.

WRITE

Blank writing line with a dashed midline for handwriting practice.

FILL

Two sets of four boxes for letter placement: [ ] [ ] [ ] [ ]      [ ] [ ] [ ] [ ]






Large blank area for drawing or writing, with a pencil illustration on the left side.

Write the MEANING of the word.



# Bats at School

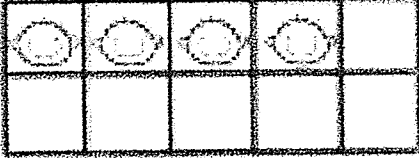
Color the bats, and write number sentences to match the bats.

	$6 = \square + \square$
	$6 = \square + \square$
	$6 = \square + \square$
	$6 = \square + \square$
	$6 = \square + \square$


Name \_\_\_\_\_

Name \_\_\_\_\_


How many more to make 10?



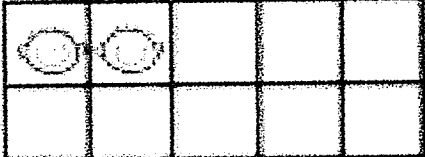
$4 + \square = 10$



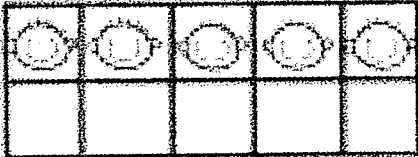
$9 + \square = 10$



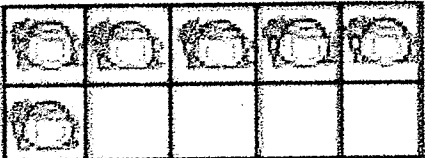
$7 + \square = 10$




$2 + \square = 10$



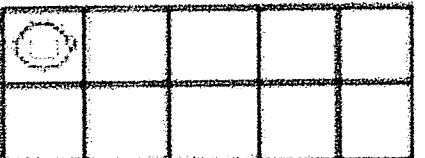
$5 + \square = 10$



$6 + \square = 10$

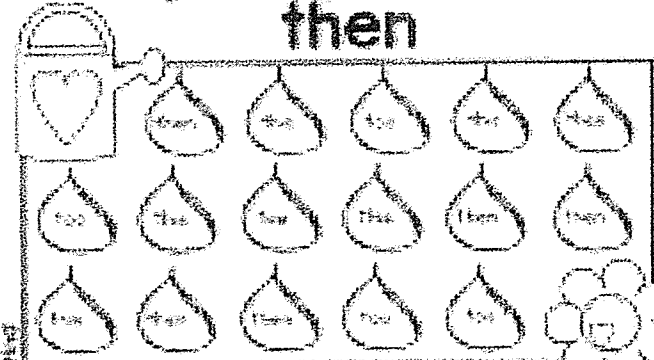




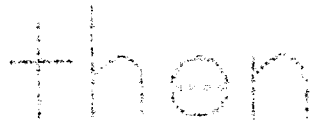
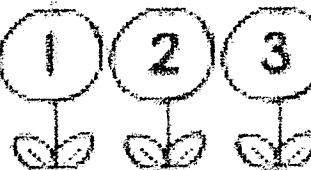



$8 + \square = 10$




$1 + \square = 10$

# Spring Word: then





Color	Trace	Cis
		
		 Rainbow Write
Cut		



--	--	--	--

# Spring Word: must



**Color**


**Trace**

**Clap**

**See**

**Write**

**Rainbow Write**



--	--	--	--	--

# Spring Word: every



every

every

Color	Trace	Clap
Box	Write	Rainbow Write
Total		

--	--	--	--	--	--

Name \_\_\_\_\_


*Mother's Day*  *Sentence Builders* 

Color the sentence.

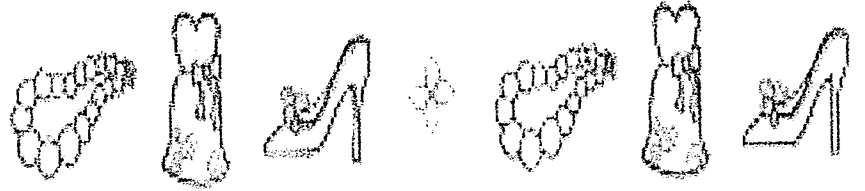
My mother is beautiful.

Trace and write the sentence.

Color the picture.


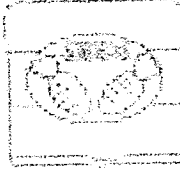









Glue the sentence in the right order.



mother My beautiful. is

Phon. Sounds

		
a m c	r h s	f s t
		
s j b	c w y	m w i
		
r n m	c r p	s q b

Name: \_\_\_\_\_

# Reading Comprehension


## The Ladybug

I see a little bug.

It is a ladybug.

The ladybug is red and black.

The ladybug is on the flower.



1. I see a \_\_\_\_\_

- a. frog
- b. bug
- c. bird



2. The ladybug is \_\_\_\_\_

- a. red and white
- b. black and blue
- c. red and black



3. The ladybug is on \_\_\_\_\_

- a. the flower
- b. the mat
- c. the grass



© 2015 Pearson Education, Inc. All rights reserved.




Name \_\_\_\_\_

Read a word and write it under the correct picture.

sh



fish	shed	ship
shell	splash	shop
brush	rash	dish



\_\_\_\_\_

\_\_\_\_\_



\_\_\_\_\_



\_\_\_\_\_

\_\_\_\_\_

\_\_\_\_\_







\_\_\_\_\_

\_\_\_\_\_

\_\_\_\_\_

# Bats at School

Color the bats, and write number sentences to match the bats.

	$5 = \square + \square$
	$5 = \square + \square$
	$5 = \square + \square$
	$5 = \square + \square$

Name \_\_\_\_\_

Name: \_\_\_\_\_


Date: \_\_\_\_\_

**Subtracting  
Pictures to 10**

## Subtracting Stars


*(Directions: Cross out the objects to find the difference.)*

$10 - 4 =$





Cross out 4 stars.

$10 - 8 =$





Cross out 8 stars.

$8 - 5 =$




Cross out 5 stars.

$9 - 3 =$




Cross out 3 stars.


$7 - 3 =$




Cross out 3 stars.

# HOW MANY LETTERS? SORT

Sort the words into the boxes according to the number of letters.



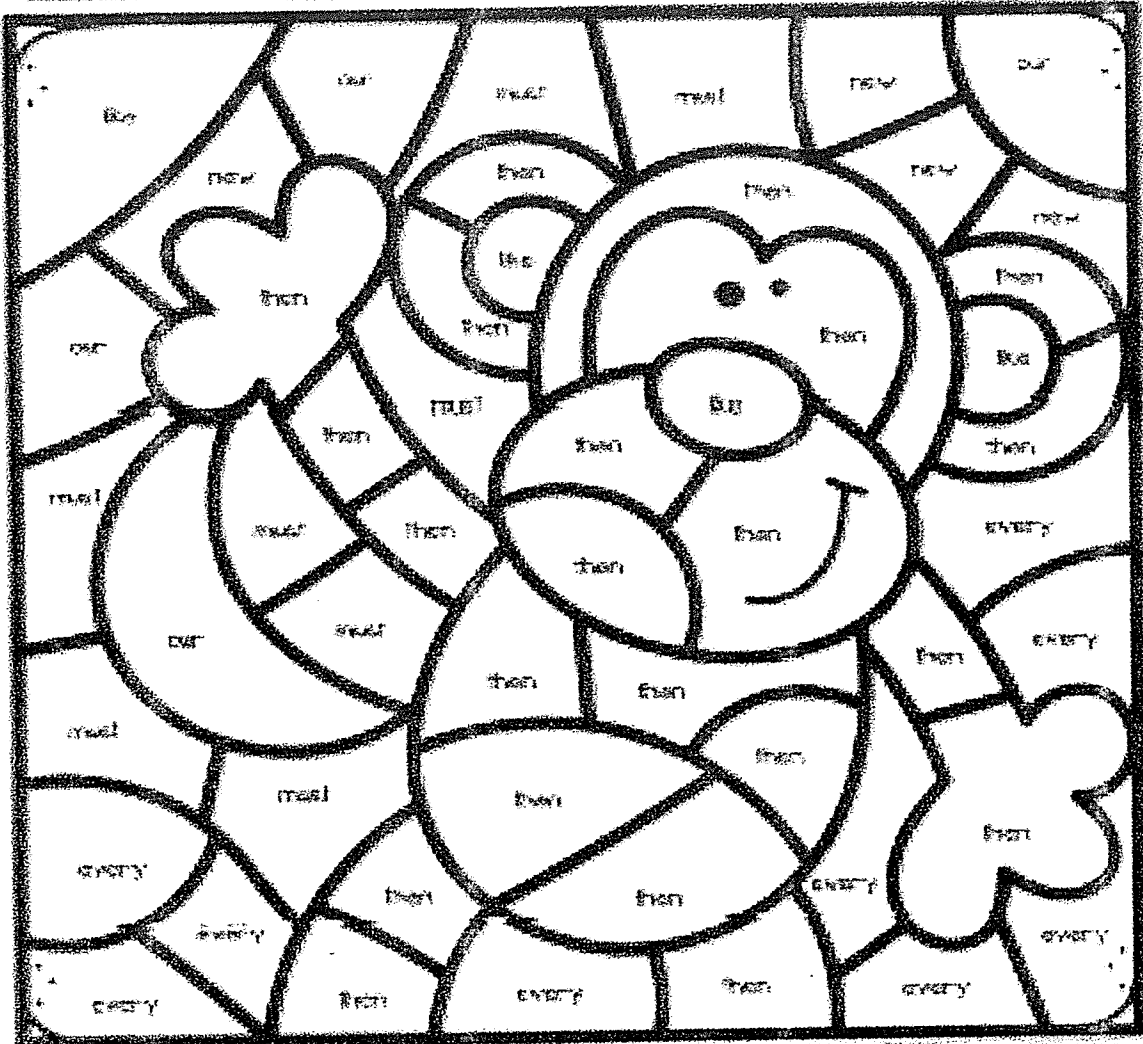
Name: \_\_\_\_\_

1	2	3	4	5	6

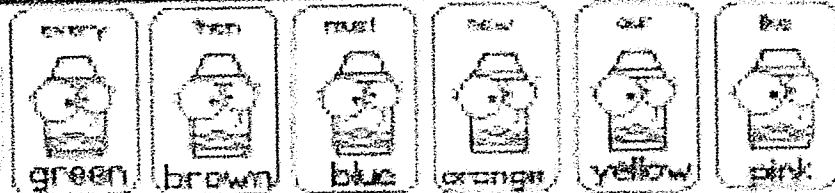
must our then must every  
then every must then our  
every then our must every

### FUN FACT:

Chimpanzees are omnivores, meaning they eat both plants and animals.



### COLOR CODE:




Name: \_\_\_\_\_

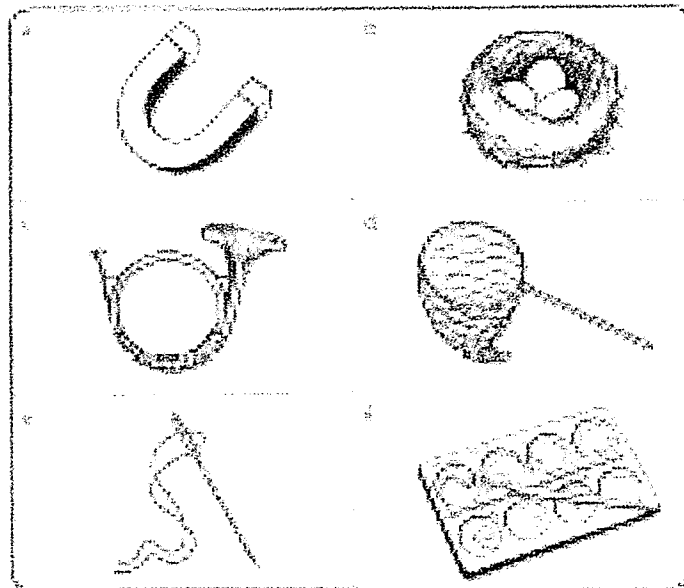

Phonics  
Consonant Sounds

Say the sound of the letter in each circle. Then, circle the three pictures that begin with that sound.

Circle the letter that makes the sound of the picture. Write the letter in the box next to it.



Circle the letter that makes the sound of the picture. Write the letter in the box next to it.



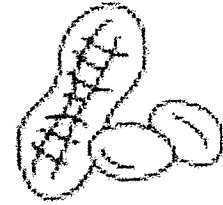
★ Look at the pictures you did not circle. Name the letter that makes the beginning sound of each word.

Let's Get Outside!

Name: \_\_\_\_\_

# CVC CONNECT: MIDDLE SOUNDS


a




e




i



o



u





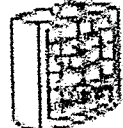



Name: \_\_\_\_\_

# Word Bank Rhymes 1

Directions: Read the words in the word bank. Write them on the lines to make rhyming matches.

## Word Bank

bug ran cot bed nod rug  
tip sip rod not led man

<p>Rhymes with</p>  <p>pod</p> <p>_____</p> <p>_____</p> <p>_____</p>	<p>Rhymes with</p>  <p>mug</p> <p>_____</p> <p>_____</p> <p>_____</p>	<p>Rhymes with</p>  <p>fan</p> <p>_____</p> <p>_____</p> <p>_____</p>
<p>Rhymes with</p>  <p>fed</p> <p>_____</p> <p>_____</p> <p>_____</p>	<p>Rhymes with</p>  <p>rot</p> <p>_____</p> <p>_____</p> <p>_____</p>	<p>Rhymes with</p>  <p>rip</p> <p>_____</p> <p>_____</p> <p>_____</p>


© 2000 Pearson Education, Inc.



Name: \_\_\_\_\_

1. Read the sentence.

**The sun can shine!**



2. Trace the sentence.

The sun can shine!

3. Write the sentence.


\_\_\_\_\_

\_\_\_\_\_

4. Cut and paste the sentence.

Created by <https://www.dynamilis.com>

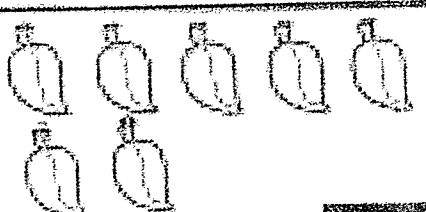
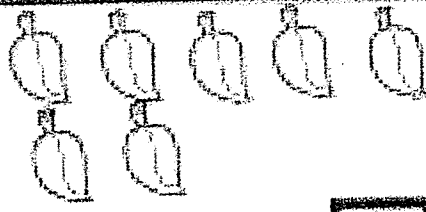




shine!      sun      can      The

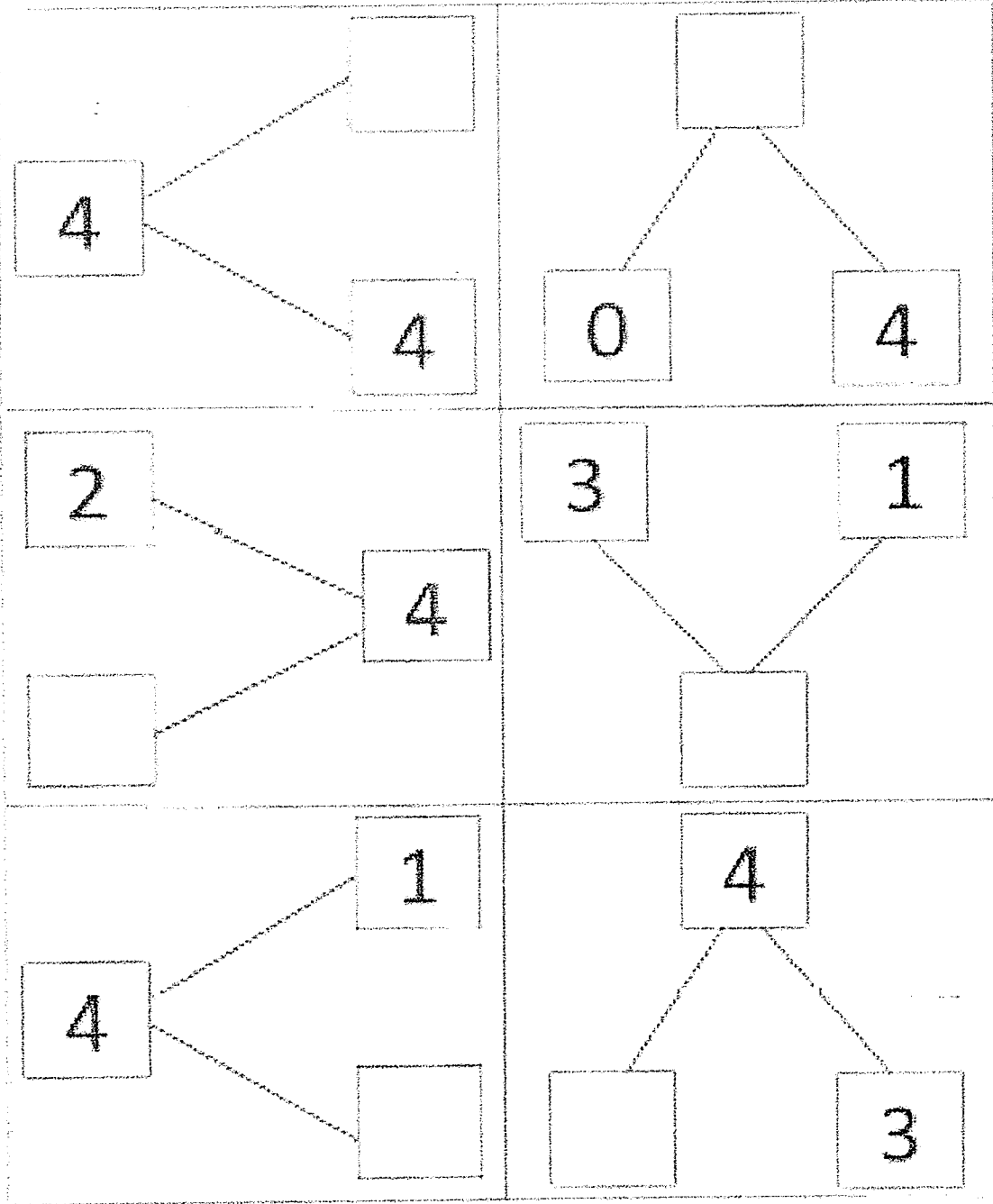


# Cross Out the Leaves!


Cross out the leaves to match the number sentence.

Name: \_\_\_\_\_

 $7 - 3 = \square$	 $7 - 2 = \square$
 $8 - 3 = \square$	 $8 - 4 = \square$
 $6 - 3 = \square$	 $6 - 4 = \square$



# SIGHT WORD BUILD IT



Write each word on the left using the letters at the bottom of the page.  
Show the children how to write a word or two to build it by writing the letters needed in the blank boxes.


Name: \_\_\_\_\_

good	
every	
must	
then	

t t v r e o  
e g m u n  
s e o h d y

# ReAd & SORT

Read each word and sort it into the correct box.




Name: \_\_\_\_\_


<b>then</b>	<b>must</b>
<b>good</b>	<b>every</b>

must every good every must  
then must then good then  
good every then good must

Name: \_\_\_\_\_




said what what said  
 then then said then said  
 every then said every  
 what then must said every  
 then what what what said  
 what said every then  
 said then what said

Color by Code. 	purple: what	orange: then
red every	green must	brown: said

©2019 Pearson Education, Inc.

# SIGHT WORD: I CAN READ

Using the sight word below to complete each sentence. Write your own sentence using the sight word on the back of this page.



Name: \_\_\_\_\_

**must**

Read and HIGHLIGHT

**I must do my best.**

TRACE

I must do my best.

WRITE

\_\_\_\_\_

-----

\_\_\_\_\_

FILL

--	--	--	--	--	--	--	--

\_\_\_\_\_



Draw the MEANING of the sentence

# SIGHT WORD: I CAN READ

Using the sight word listed to the right, follow the directions to complete each box.  
BONUS: Write your own sentence using the sight word on the end of the page.



Name: \_\_\_\_\_

**every**

Read and HIGHLIGHT

**Every spring the flowers grow.**

TRACE

Every spring the flowers grow.

WRITE

\_\_\_\_\_

FILL IN

--	--	--	--	--

--	--	--	--	--



\_\_\_\_\_


Draw the MEANING of  
the sentence.




Name \_\_\_\_\_

# CVC CONNECT: MIDDLE SOUNDS


a



e



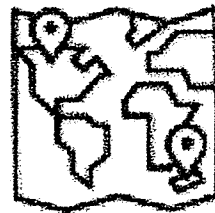
i



o



u



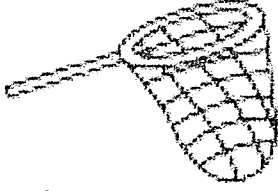


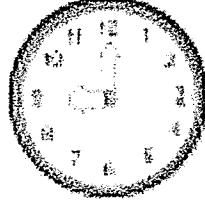


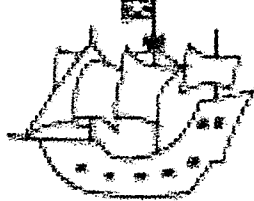

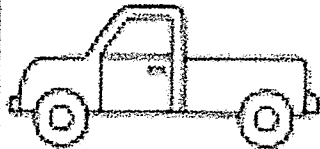



36

Name \_\_\_\_\_

# Short Vowels



e, i, o, o

Instructions: Write the missing a, l, o or u vowel sound in the middle circle.

 n <input type="text"/> t	 k <input type="text"/> ck	 sh <input type="text"/> p
 cl <input type="text"/> ck	 d <input type="text"/> ck	 p <input type="text"/> g
 sh <input type="text"/> p	 sl <input type="text"/> d	 tr <input type="text"/> ck
 r <input type="text"/> g	 st <input type="text"/> ck	 d <input type="text"/> t

© Felty Poppins

Name \_\_\_\_\_



*Mother's Day*  *Sentence Builders* 

*Color the sentence.*


I made a gift for my mom.

*Trace and write the sentence* *Color the picture*

*Give the sentence in the right order*



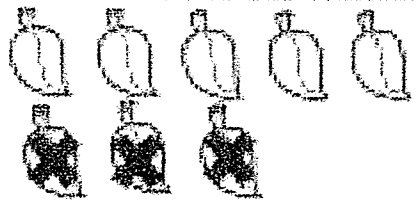
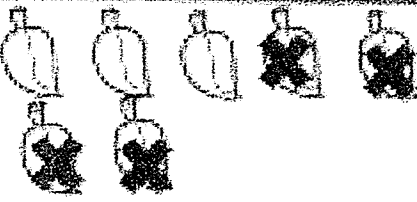
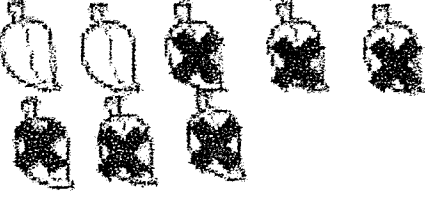
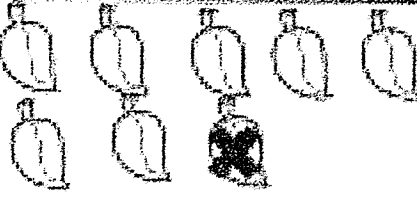
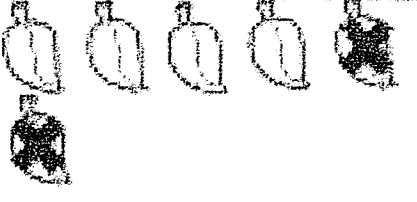

made I for gift mom. my a



# Write the Number Sentence!

Look at the leaves. Write a number sentence to match the picture.

Name \_\_\_\_\_

 _____ - _____ = _____	 _____ - _____ = _____
 _____ - _____ = _____	 _____ - _____ = _____
 _____ - _____ = _____	 _____ - _____ = _____

