


# Kindergarten Work Packet Trimester 3



May 3<sup>rd</sup> , 2021 – May 7<sup>th</sup> , 2021

Name: \_\_\_\_\_

## Sight Words

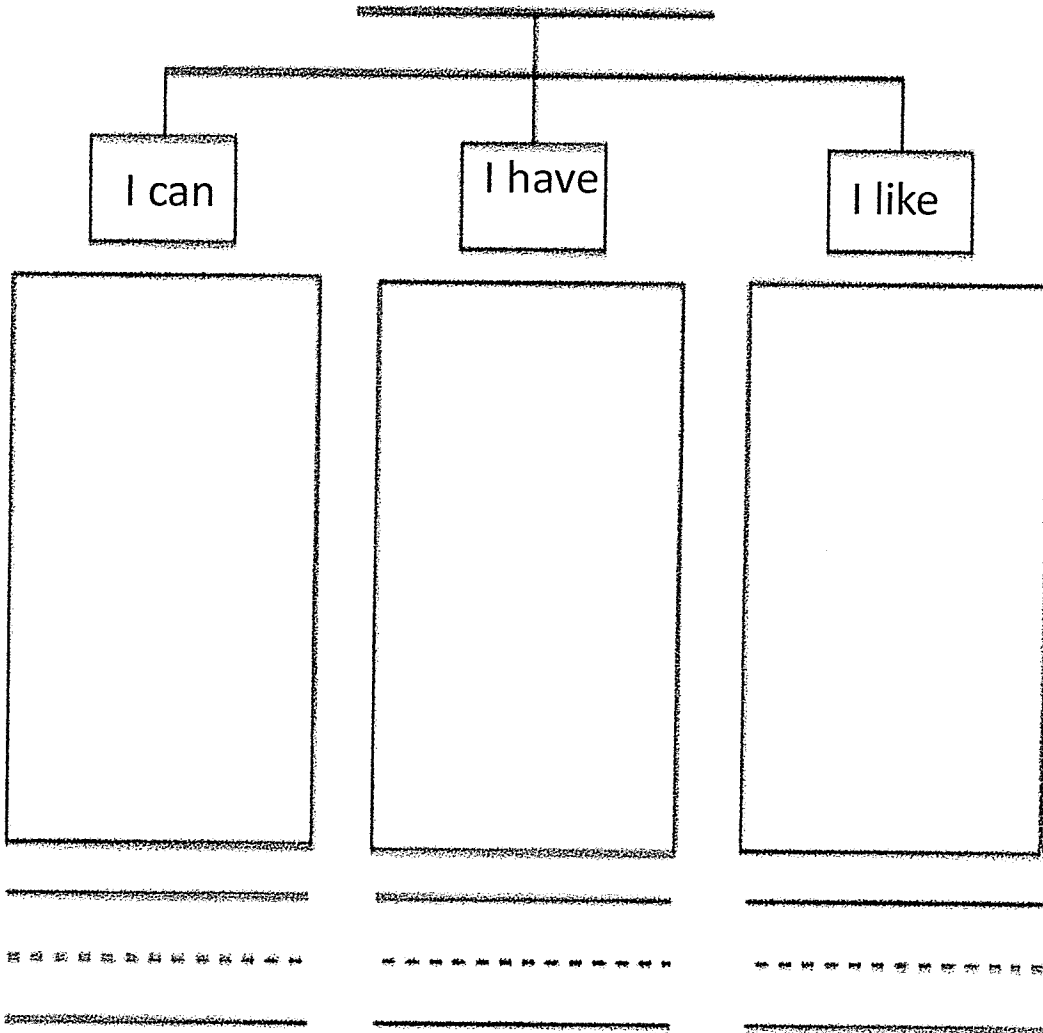
every

then

must

Name \_\_\_\_\_

I am different



Date: 5-3-2021

KR9: I can make a self-to-text connection.

I am different...

Name

I am different

because

**All About ME!**

I have \_\_\_\_\_ hair

I have \_\_\_\_\_ eyes

My favorite food is \_\_\_\_\_

I am happy when \_\_\_\_\_

\_\_\_\_\_

I sometimes get upset when \_\_\_\_\_

\_\_\_\_\_

Something you might not know about me

\_\_\_\_\_

\_\_\_\_\_

**All About YOU!**

You have \_\_\_\_\_ hair

You have \_\_\_\_\_ eyes

Your favorite food is \_\_\_\_\_

You are happy when \_\_\_\_\_

\_\_\_\_\_

You sometimes get upset when \_\_\_\_\_

\_\_\_\_\_

Something I might not know about you

\_\_\_\_\_

\_\_\_\_\_

**All About US!**


What do you have in common with your partner? If you don't have a partner, you choose a friend. Write your answers in the middle.

# Joe's Bone

Joe the dog  
loved his bone.  
He would bark and bark  
until you left him alone.

Joe hid his bone  
in a big hole.  
To find the spot  
he added a pole.

o\_e



**ose**  
family

Name: \_\_\_\_\_

## I Can Blend and Read!

Directions: 1 Blend the sounds. Read the word. 2 Cut out the pictures. 3 Glue the matching picture next to the word. 4 Read the word 10 times. Color a smiling face each time you read!









**1**

rose	<b>3</b>
nose	
pose	
hose	

**4**

rose	nose	pose	hose
nose	pose	hose	rose
hose	nose	pose	😊😊😊

**2**

Name \_\_\_\_\_

-ose

# CVCE word family

Trace the long vowel sounds.

a e i o u

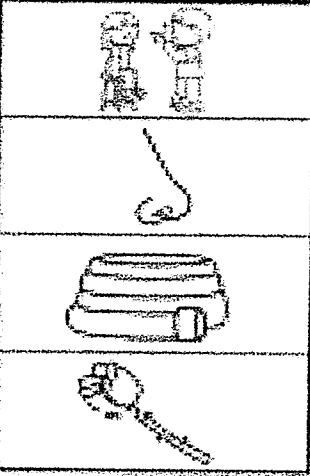
Read the word family.

ose -ose

Read the words. Color a star each time you read.

hose	pose	nose
rose	dose	chose
those	close	
☆	☆	☆

### Color It!



### Vowel It!

p \_ s \_

n \_ s \_

h \_ s \_

r \_ s \_

### Write It!

Handwriting practice lines (dashed midline) for writing words.

Pick an "ose" word from above and use it in a sentence.

Handwriting practice lines for writing a sentence.

© 2015 by Linda Ward Beech, Scholastic Teaching Resources



Name \_\_\_\_\_

"It's Okay to Be Different!"

I have \_\_\_\_\_ hair.

I have \_\_\_\_\_ eyes.

My favorite food is \_\_\_\_\_


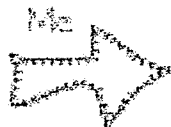
I am happy when \_\_\_\_\_

I sometimes get sad when \_\_\_\_\_

Something you might not know about me...

\_\_\_\_\_

\_\_\_\_\_




Name: \_\_\_\_\_

Date: \_\_\_\_\_

# All About Ferdinand

Draw a picture of Ferdinand.



Character Traits


\_\_\_\_\_

\_\_\_\_\_

\_\_\_\_\_

---

# Character Traits



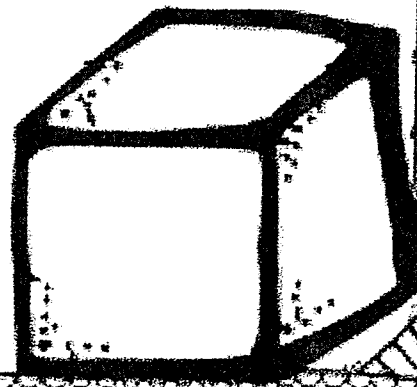
# Rude Cube

There was a cube  
who was so rude  
He had a  
horrible attitude!

He didn't follow  
any rule.

He wasn't very  
good in school.

u\_e



**ute  
ube  
Families**

Name: \_\_\_\_\_

## I Can Blend and Read!

Directions: 1 Blend the words. Read the word. 2 Cut out the pictures. 3 Give the matching picture next to the word. 4 Read the word let your friends. Color a smiley face each time you read.

<b>1</b> cute	<b>3</b>
cube	
tube	
mute	

**4**

mute	cube	tube	cute
cube	mute	cute	tube
cute	tube	mute	😊😊😊

© 2015 Houghton Mifflin Harcourt





**2**




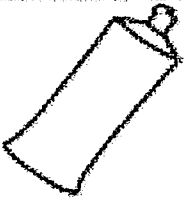

Name \_\_\_\_\_



## Using Our Long U Skills

cut out the words below and glue them under their matching picture.  
Next, choose one word and use it to write a sentence.

\_\_\_\_\_

\_\_\_\_\_

\_\_\_\_\_

\_\_\_\_\_

huge	cute	tube	mule
mute	fume	dune	cube

KOA1,2, 4. I can add and subtract 0 to get the same number.

### More Practice... 4.37


Name \_\_\_\_\_

Listen to each story. What is the first number? Color that number of squares on the number part. Next color or mark out the second number on the page. Fill in the number sentence and bond.

1	2	3	4	5	6	7	8	9	10
---	---	---	---	---	---	---	---	---	----

There are 5 cows. 0 cows leave the barn. How many cows are in the barn?


$$\underline{\quad\quad\quad} - \underline{\quad\quad\quad} = \underline{\quad\quad\quad}$$



1	2	3	4	5	6	7	8	9	10
---	---	---	---	---	---	---	---	---	----

There are 3 sheep. 2 sheep join them. How many sheep are there now?

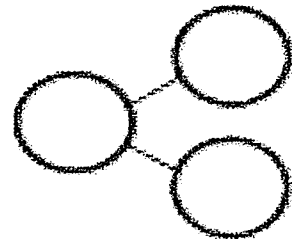
$$\underline{\quad\quad\quad} + \underline{\quad\quad\quad} = \underline{\quad\quad\quad}$$



1	2	3	4	5	6	7	8	9	10
---	---	---	---	---	---	---	---	---	----

There are 7 ducks. 0 ducks join them. How many ducks are there?

$$\underline{\quad\quad\quad} + \underline{\quad\quad\quad} = \underline{\quad\quad\quad}$$



Date: 5-4-2021

KOA1,2, 4. I can add and subtract  
0 to get the same number.


# Exit Ticket 4.37

Name \_\_\_\_\_

Date \_\_\_\_\_

1	2	3	4	5	6	7	8	9	10
---	---	---	---	---	---	---	---	---	----

We have 4 cars. None of the cars were sold. How many cars do we have now?



\_\_\_\_\_



# All About My Mom

My mom's name is \_\_\_\_\_.

She is \_\_\_\_\_ years old.

Her hair color is \_\_\_\_\_.

Her eye color is \_\_\_\_\_.

Something special my mom does for me is \_\_\_\_\_.

I love my mom because she \_\_\_\_\_.

Date: 5--5-2021

KR3. I can write about the problem and solution.



Less the Late Bloomer

# PROBLEM and SOLUTION

Name \_\_\_\_\_

--	--

A large, solid black arrow pointing from the left box to the right box, positioned in the center of the two boxes.



--	--



Name \_\_\_\_\_

I already **CAN**


I **WANT**  
to learn how to



---




---

---



KR9: I can make a self-to-text-connection.

I want to BLOOM at



I will

---

---

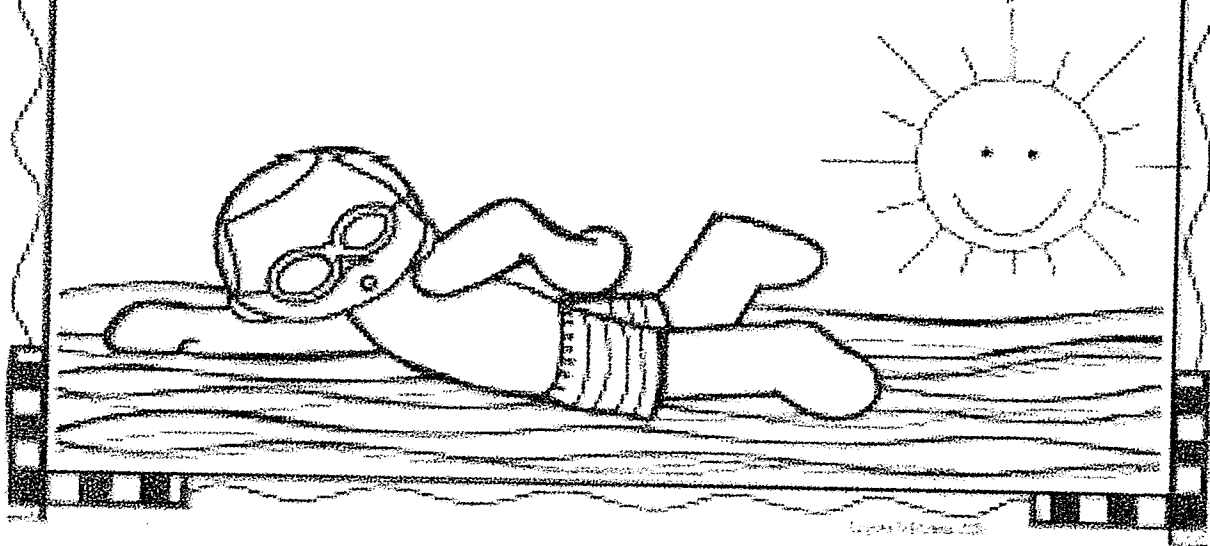
---

NAME \_\_\_\_\_

the CORE teacher

# I Like to Swim

I like to run,  
I like to play,  
I like to swim,  
on a bright sunny day!



Name \_\_\_\_\_

# Missing SUPER

Finish the sentence using the word bank.

dime


bike

bite

hive

prize

slide



At recess, I play on the \_\_\_\_\_.



Take a \_\_\_\_\_ of this apple.

I like to ride my \_\_\_\_\_.



That lollipop costs one \_\_\_\_\_.

I won first \_\_\_\_\_!



Bees live in a \_\_\_\_\_.



**e**



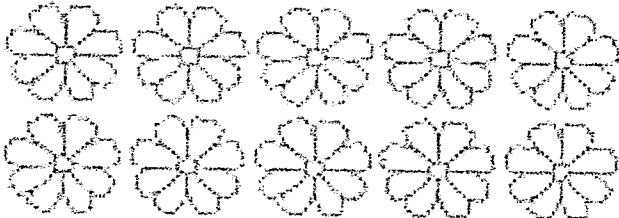


© Good and Beautiful 2019. All rights reserved.

KOA1,2,4: I can add 1 to see the pattern.

### More Practice... 4.38

Name \_\_\_\_\_


Roll the die and write that number in the first box. Complete the number sentences. Then color the shapes to match.

$\square + 1 = \square$	
$\square + 1 = \square$	
$\square + 1 = \square$	
$\square + 1 = \square$	
$\square + 1 = \square$	

# Exit Ticket 4.38


Name \_\_\_\_\_

Date \_\_\_\_\_



Use the number path to add. Write the number in the box. Color the circles to match. Use a different color to show 2 more.

$$8 + 1 = \boxed{\phantom{00}}$$





KW2: I can write about my mom.

Name \_\_\_\_\_

## My Mom

My mom is the best because....  
\_\_\_\_\_  
.....  
\_\_\_\_\_

My Favorite thing about my mom....  
\_\_\_\_\_  
.....  
\_\_\_\_\_

On Mother's Day I will.....  
\_\_\_\_\_  
.....  
\_\_\_\_\_

Love,

Date: 5—6-2021

KR3: I can write about the BME of the story.

<h1>Characters</h1>		<h1>Setting</h1>	
<p>Draw and write about the sequence of the story.</p>			

KRF3d: I can find and read familiar sight words.

# Look at Nature

Look in the tree,  
Look in the air,  
Look in the water,  
Look everywhere!











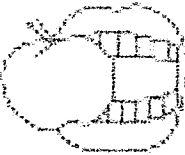









Look for the bugs,  
Look for the bees,  
Look for the baby birds,  
resting in the trees!

SUPER Le

Name \_\_\_\_\_

**SUPER** E Words



Copyright © 2013 by Teaching with a Mountain View

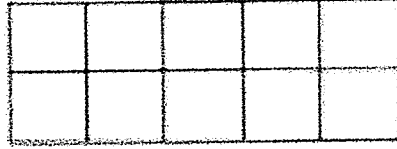
More Practice... 4.35

Name \_\_\_\_\_


Color in the number, then count how many more squares you need to make 10.



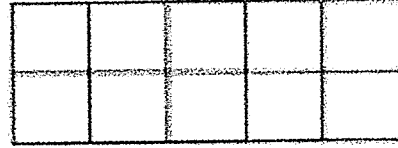
$5 + \underline{\quad\quad\quad} = 10$



$7 + \underline{\quad\quad\quad} = 10$



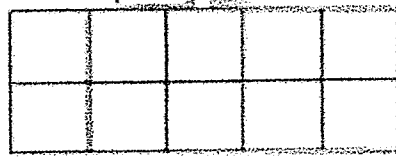
$3 + \underline{\quad\quad\quad} = 10$



$9 + \underline{\quad\quad\quad} = 10$



$6 + \underline{\quad\quad\quad} = 10$







$2 + \underline{\quad\quad\quad} = 10$


# Exit Ticket 4.39

Name \_\_\_\_\_

Date \_\_\_\_\_


Draw dots to make 10. Fill in the number bond.





Memories  
with my  
**MOM**

Mama



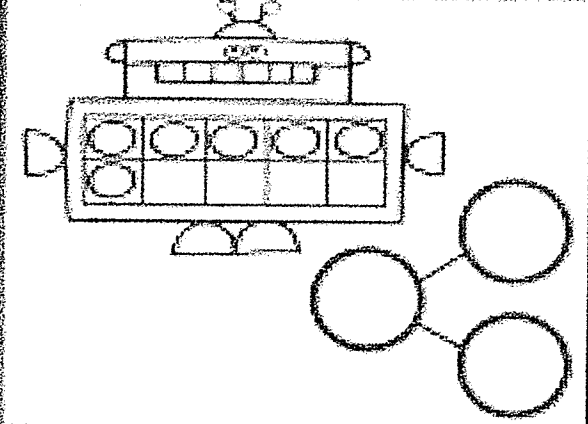
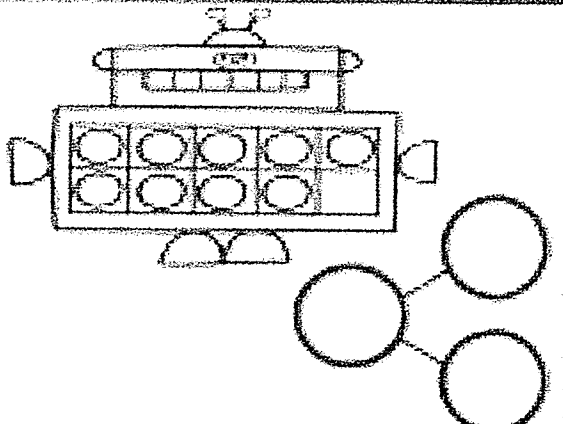

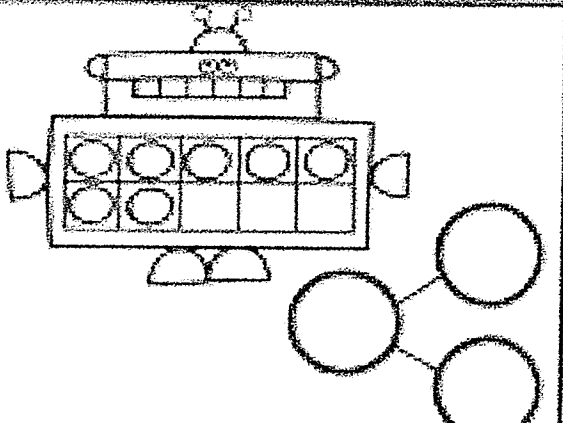


I have lots of fun memories with my Mom.

Handwriting practice lines consisting of multiple sets of three horizontal lines (top, middle, bottom) for writing practice.

### More Practice... 4.99

Name \_\_\_\_\_

Draw circles to make 10. Fill in the number bond.




# Exit Ticket 4.40

Name \_\_\_\_\_

Date \_\_\_\_\_

















Look at the 5-group cards. Draw dots to make 10. Fill in the number sentence.



$$\square + \square = 10$$

Name: \_\_\_\_\_

### I can make CVCe Words

A mom is like a flower  
On a sunny summer day.  
You'd pick her in a minute  
If you could have your way.  
A mom is like the sunshine.  
She warms your heart each day.  
She makes you feel like smiling.  
It's just her special way  
Of saying that she loves you,  
The way that mothers do.  
A mom is very special.  
That's why you love her, too.