


Kindergarten Guided Reading Packet



Trimester 3

May 10th , 2021 – May 14th , 2021

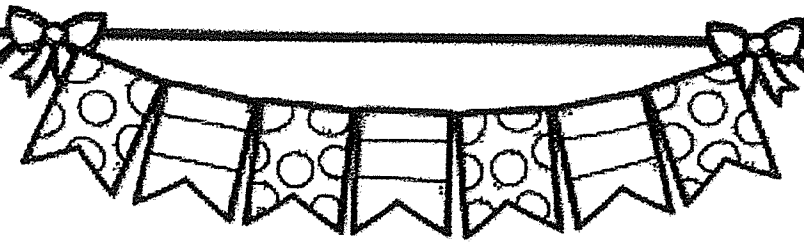
Name: _____

Spelling words for the week

what

said

there




SIGHT WORD OF THE WEEK

what

what what

what what

Practice writing this week's sight word.




SIGHT WORD OF THE WEEK

there

there there

there there

Practice writing this week's sight word.



SIGHT WORD OF THE WEEK

said

said said

said said

Practice writing this week's sight word.




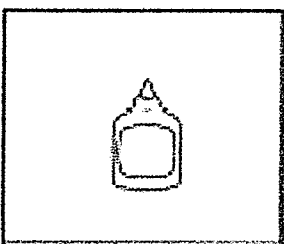
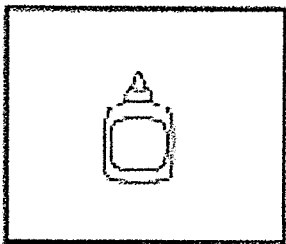
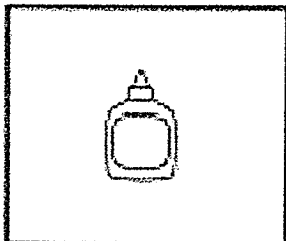
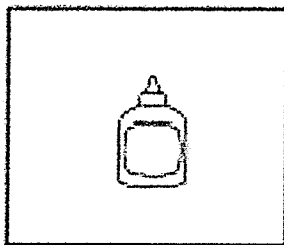

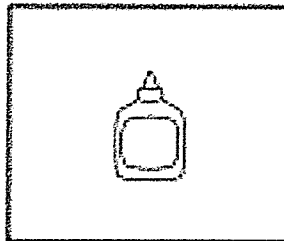

Name _____

Beginning Sounds Sort #1

Cut out the pictures. Name each one. Paste them in the correct column.

Starts like 

Does NOT start like 



Name: _____

SENTENCE SCRAMBLER

Cut out the words below and rearrange them to complete the sentence.


Read:

I see three green trees.

Glue:

Write:


Illustrate:



© 2012 K&W PUBLISHING

see | green | I | three | trees.

Name: _____



Blank writing area for the student to practice writing.

I Can...

use a capital letter.
The cat is big.

use a finger to space.

sound out words.
c-a-t = cat

use punctuation.
. ? !

draw a picture.

today I feel

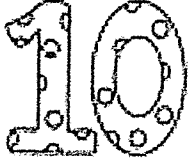



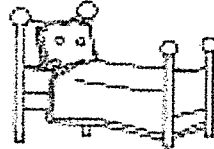



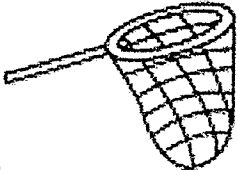

Blank handwriting lines for practicing writing.

© Arrie McFall & The McFall Club 2015

happy 	excited 	angry 	sad 	silly
-----------	-------------	-----------	---------	-----------

Name: _____

Circle the word that rhymes with the picture.

<p>1</p>  <p>fen</p>	<p>2</p>  <p>vet</p>	<p>3</p>  <p>jet</p>	<p>4</p>  <p>peg</p>	<p>5</p>  <p>bed</p>	<p>6</p>  <p>pet</p>	<p>7</p>  <p>den</p>	<p>8</p>  <p>leg</p>	<p>9</p>  <p>net</p>	<p>10</p>  <p>hen</p>

© Good and Beautiful

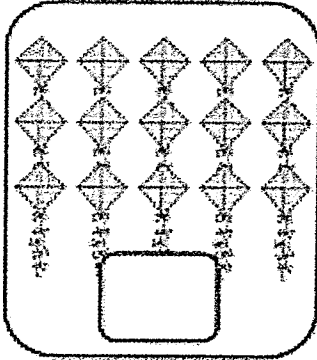
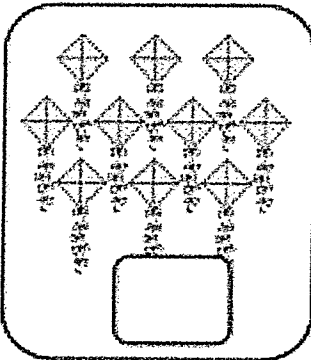
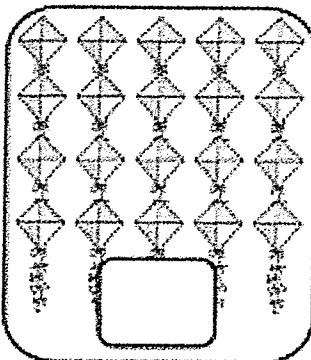
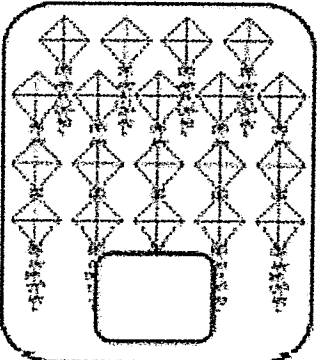
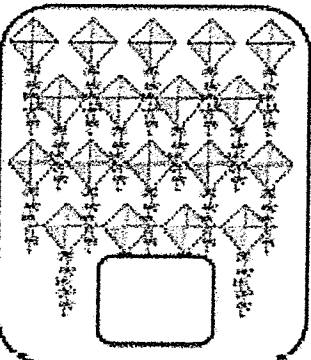
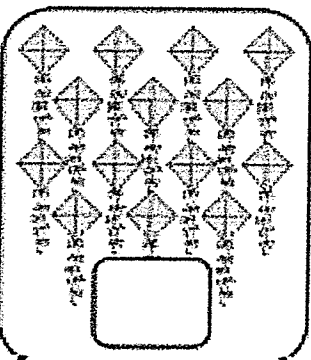
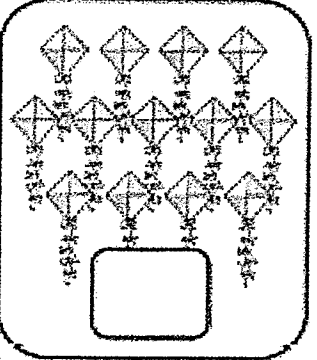
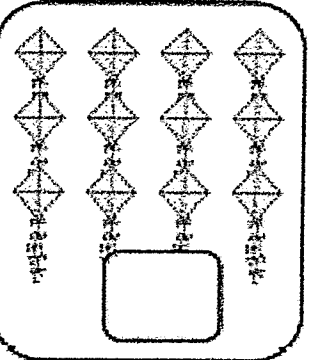
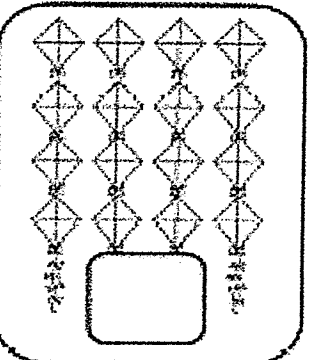
Name: _____

8	9
----------	----------

$3+5$	$8+1$	$5+4$	$6+3$	$4+4$
$7+1$	$3+6$	$0+8$	$6+2$	$2+7$

How Many?

Count how many items are in each box and write the number below.

-FIND ME- Sight Word COLOR CODE

Color the words below using the color code.

Name: _____

red	blue	orange	pink
said	what	there	every



what	said	every	there	said	there
said	there	said	what	what	said
said	every	there	said	every	what
every	every	what	every	what	every
said	there	there	what	every	what
every	what	every	every	what	said
said	every	said	there	said	there

©2011 The McGraw-Hill Companies

Name: _____



I CAN RAINBOW WRITE

said

said said

said said

said said

Write it.

Name: _____



I CAN RAINBOW WRITE

what

what what


what what

what what

Write it:

Name: _____

1. Read the sentence.



The ducks will quack.

2. Trace the sentence.

The ducks will quack.

3. Write the sentence.

Two sets of handwriting practice lines. Each set consists of a solid top line, a dashed middle line, and a solid bottom line. The first set is empty, and the second set is also empty.

4. Cut and paste the sentence.

A large empty rectangular box intended for cutting and pasting the words from the sentence below.









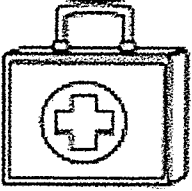

Created by appleandbees.blogspot.com

quack. will ducks The

Name _____

CVC Rhyming
Vowel I

Circle the word that rhymes with the picture.

<p>1</p>  <p>pin</p>	<p>wig pit fin</p> <p>2</p>  <p>lip pig sit</p>
<p>3</p>  <p>wig</p>	<p>kit fix big</p> <p>4</p>  <p>lip sit sip big</p>
<p>5</p>  <p>six</p>	<p>big fix pit</p> <p>6</p>  <p>bin bit pig fin</p>
<p>7</p>  <p>pig</p>	<p>dip pit big</p> <p>8</p>  <p>tip bit rib</p>
<p>9</p>  <p>kit</p>	<p>sip pit pig</p> <p>10</p>  <p>hip bib kit</p>

© Good and Beautiful



Name: _____

Writing

Trace the letter, then trace the sentence.


Z Z Z

Z Z Z





The zebra is at
the zoo.

Name: _____



A large empty rectangular box for writing a story or drawing a picture.






I Can...

- use a capital letter.
The cat is big.
- use a finger to spaces.

- sound out words.
c-a-t = cat
- use punctuation.
. ? !
- draw a picture. 

My dad and I

Four sets of handwriting practice lines, each consisting of a solid top line, a dashed middle line, and a solid bottom line.

© Anne Meyer © The McGraw-Hill 2015

<p>bake</p> 	<p>build</p> 	<p>fish</p> 	<p>play</p> 	<p>take walks</p> 
---	--	---	--	---

I can write my numbers to 20!

0	1	2	3	4	5	6	7	8	9	10
---	---	---	---	---	---	---	---	---	---	----

--	--	--	--	--	--	--	--	--	--	--



11	12	13	14	15	16	17	18	19	20
----	----	----	----	----	----	----	----	----	----

--	--	--	--	--	--	--	--	--	--	--

©Crystal McGee

Name _____

SIGHT WORD: I CAN READ

Using the sight word listed to the right, follow the directions to complete each box.
SCARLE: Write your own sentence using this sight word on the back of this page.



Name: _____

what

Read and HIGHLIGHT it

What is your name.

TRACE it

What is your name.

WRITE it

Blank writing lines with a dashed midline for handwriting practice.

FILL it in

Two sets of four empty boxes for letter-by-letter tracing or writing.



Large blank area for drawing or writing a sentence.

Draw the MEANING of the sentence.

SIGHT WORD: I CAN READ

Using the sight word listed to the right, follow the directions to complete each box.
BEFORE: Write your own sentence using the sight word on the back of this page.



Name: _____

there

Read and HIGHLIGHT *

I can see the sun over there.

TRACE *

I can see the sun over there.

WRITE it

FILL it in

--	--	--	--	--


--	--	--	--	--



Draw the MEANING of
the sentence

SIGHT WORD: I CAN READ

Using the sight word listed to the right, follow the directions to complete each box.
SCORING: Write your own sentence using the sight word on the back of this page.



Name: _____

said

Read and HIGHLIGHT it

She said hi to me.

TRACE #

She said hi to me.

WRITE #

Blank handwriting lines for writing practice.

FILL it in.




Draw the MEANING of the sentence.

Name: _____

1. Read the sentence.

Pigs love the mud.



2. Trace the sentence.

Pigs love the mud.

3. Write the sentence.

4. Cut and paste the sentence.

Created by appleandthebean.blogspot.com

mud.

love

Pigs

the






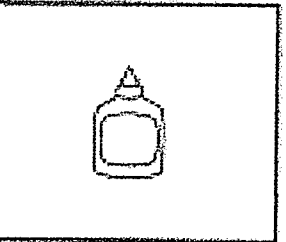
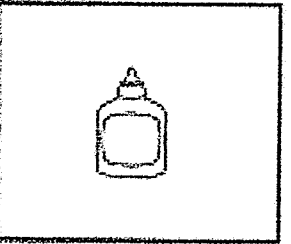
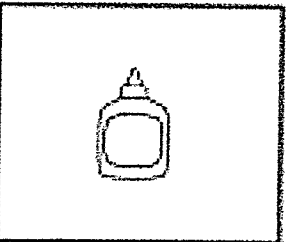

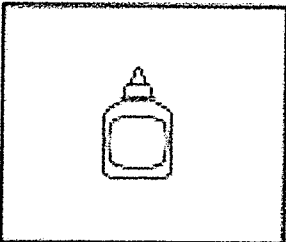
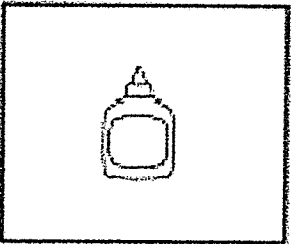
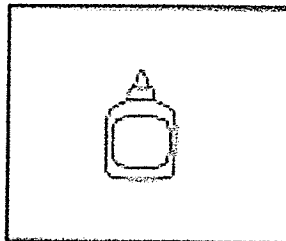
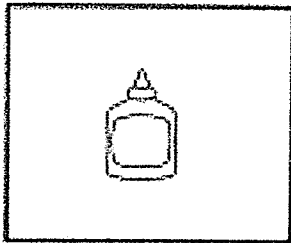
Name _____

Count the Sounds #1

Cut out the pictures. Name each one. Count the number of sounds in the word, and paste it into the correct column.


2 Sounds

3 Sounds




© A Hands On Teacher, LLC

Match the picture to the sound!




TH



CH



SH



TH




CH



SH

Lesson 27 Fluency Sprint B

Number Correct:




Name _____


Write the missing number.

1.	$2 - 1 = \square$	11.	$\square = 4 - 2$
2.	$4 - 1 = \square$	12.	$5 - 3 = \square$
3.	$5 - 1 = \square$	13.	$\square = 3 - 1$
4.	$3 - 1 = \square$	14.	$\square = 5 - 2$
5.	$3 - 2 = \square$	15.	$4 - 1 = \square$
6.	$4 - 2 = \square$	16.	$\square = 5 - 4$
7.	$5 - 3 = \square$	17.	$\square = 5 - 1$
8.	$5 - 2 = \square$	18.	$6 - 1 = \square$
9.	$4 - 3 = \square$	19.	$1 - 0 = \square$
10.	$5 - 4 = \square$	20.	$5 - 5 = \square$


Fall Animals




Ricky Raccoon ate 3 fish. Cross out 3 fish.
Write how many fish are left.



Silly Squirrel ate 4 acorns. Cross out 4 acorns.
Write how many acorns are left.



Mike Mouse ate 2 apples. Cross out 2 apples.
Write how many apples are left.





Robbie Rabbit ate 4 carrots. Cross out 4 carrots.
Write how many carrots are left.




Name _____

Sight Word Page



Practice reading and spelling the sight word in many ways. Write a sentence with the word.

<p>Read</p>  <p>said</p>	<p>Find</p> <p>said said sid said sad said</p>
<p>B u i l d</p>	
<p>Trace</p> <p>said</p>	<p>Spell</p>  _____ _____ _____

 Write a sentence with the word.

Sight Word Page

Practice reading and spelling the sight word in many ways. Write a sentence with the word.


<p>Read</p>  <p>there</p> 	<p>Find there ther there there there their</p>
<p>B u i l d</p>	
<p>Trace</p> <p>there</p>	<p>Spell</p> <hr/> <hr/> <hr/>



Write a sentence with the word.

Sight Word Page


Practice reading and spelling the sight word in many ways. Write a sentence with the word.


Read  **what**

Find what wut what
what what whut

B u i l d

Trace
what

Spell 

 **Write a sentence with the word.**


Name: _____

Let's Write with 'ee'




Read It: **bee** Write It: _____
.....

Use It in a sentence: _____
.....
.....
.....
.....




Read It: **tree** Write It: _____
.....

Use It in a sentence: _____
.....
.....
.....
.....



Read It: **sheep** Write It: _____
.....

Use It in a sentence: _____
.....
.....
.....
.....



Name: _____

Let's Sort with 'ee'



Cut out the pictures and sort them into the correct boxes by words that have 'ee' in it and words that do not have 'ee'.

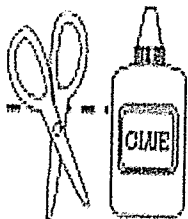
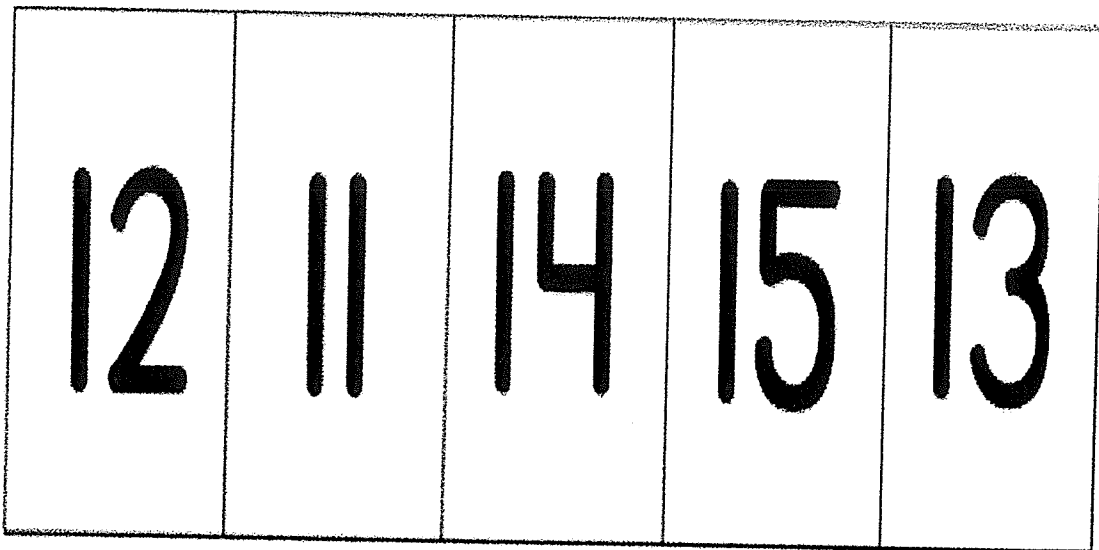


ee



ee





I Can Order Numbers!

--	--	--	--	--

Cut out the numbers. Glue the numbers in order.

Name _____



addition to 10

$3 + 4 = \square$

$2 + 1 = \square$

$5 + 2 = \square$


$2 + 3 = \square$

$4 + 5 = \square$

This was: Easy Just Right Hard
(Circle one)


HALLOWEEN CANDY BAGS CUT & PASTE

Each child went Trick or Treating for certain words. Help them collect these words by cutting and pasting each word on top of the matching candy bag. Name _____



Every	There	There	What	Every
There	What	What	Said	What
Every	Said	Every	There	Said

SIGHT WORD BUILD IT



Build each word on the left using the letters at the bottom of the page.
BOBBS Use any blank boxes to create a word or two a BECCON use by using the letters needed in the blank boxes.

Name: _____

every

said


what

there

t	t	y	a	d	e	v
s	e	w	e	h	r	
a	i	e	h	r		

Sight Word write the room

Using the numbered task cards, write the word on the card in the box with the matching number





Name: _____

1	2	3
4	5	6
7	8	9
10	11	12
13	14	15

©2013 by Linda Ward Beech


Count Level 3

Copyright © by The McGraw-Hill Companies, Inc. All rights reserved.
This material is not to be distributed, reproduced, or stored in a retrieval system without the prior written permission of The McGraw-Hill Companies, Inc.



Tracing: 1 stroke 2 stroke 3 stroke 4 stroke 5 stroke

★ Trace each letter with your finger and say the sound it makes.



Color with markers

Name _____

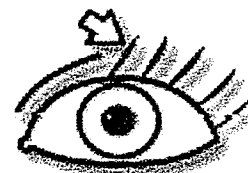
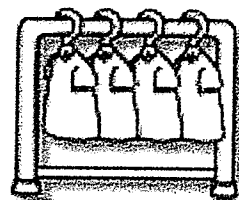

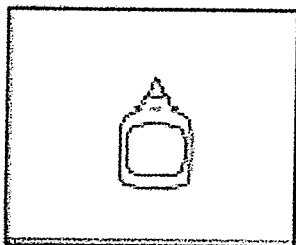

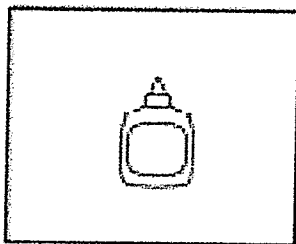
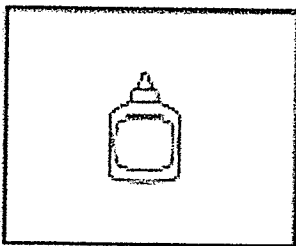
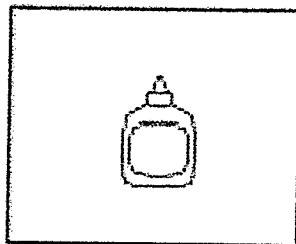
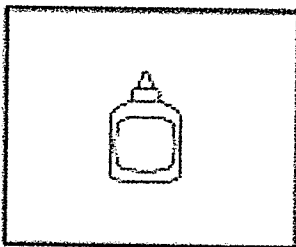
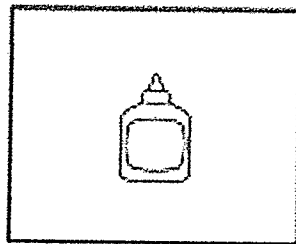

Medial Sounds Sort #1

Cut out the pictures. Name each one. Paste them in the correct column.

Middle
sound like












Middle sound
NOT like



© A Texan's Teacher LLC

LONG VOWEL TEAMS

Write the Word Pages

 _____ _____ _____	 _____ _____ _____	 _____ _____ _____
 _____ _____ _____	 _____ _____ _____	 _____ _____ _____
 _____ _____ _____	 _____ _____ _____	 _____ _____ _____

©www.thereadingmama.com

120 words

Word Bank

beak	speak	flea
wheat	leaf	beans
peach	read	seal

More Practice... 5.1

Name _____

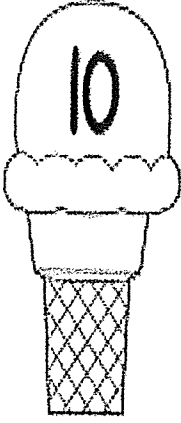
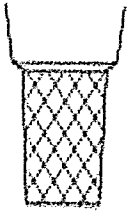

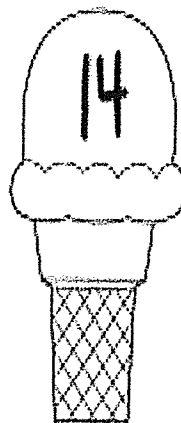
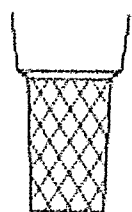
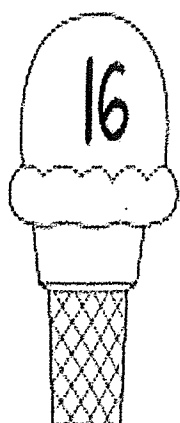

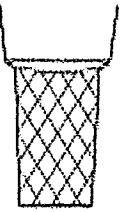

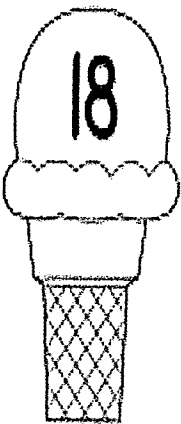
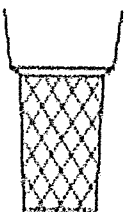

Color each cookie with 10 chocolate chips.




Engage Module 5
by Second Step





Name: _____

Paste the missing ice cream scoops on the cones.

© Studios in NY



			
---	---	--	---