

Kindergarten Guided Reading Packet



Trimester 3

May 17th , 2021 – May 21st , 2021

Name: _____

Spelling words for the week

why

who

they

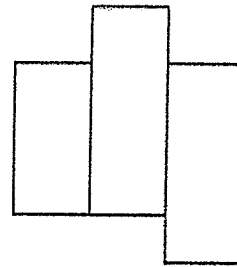
Name _____

why

Trace it!


why

Box it!



Write it!

Highlight it!



Color it!

why

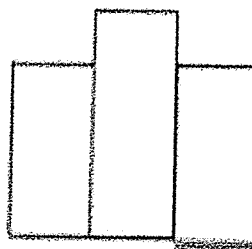
Name _____

who

Trace it!

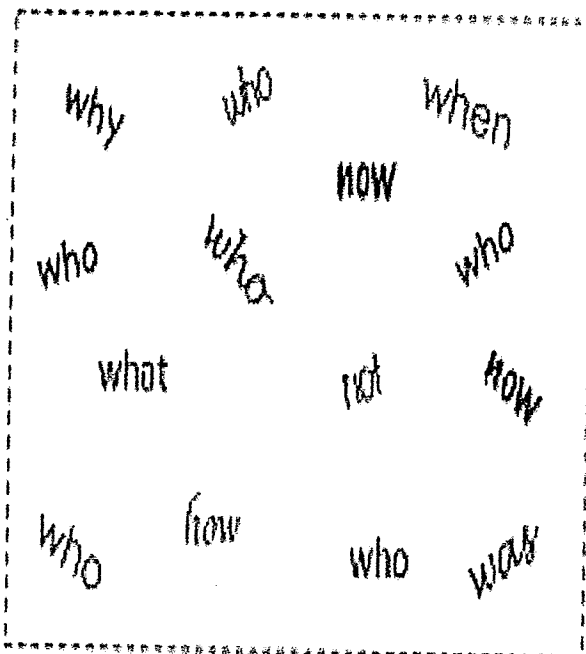
who

Box it!



Write it!

Highlight it!



Color it!

who

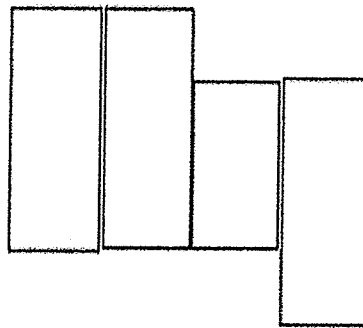
Name _____

they

Trace it!

they

Box it!



Write it!

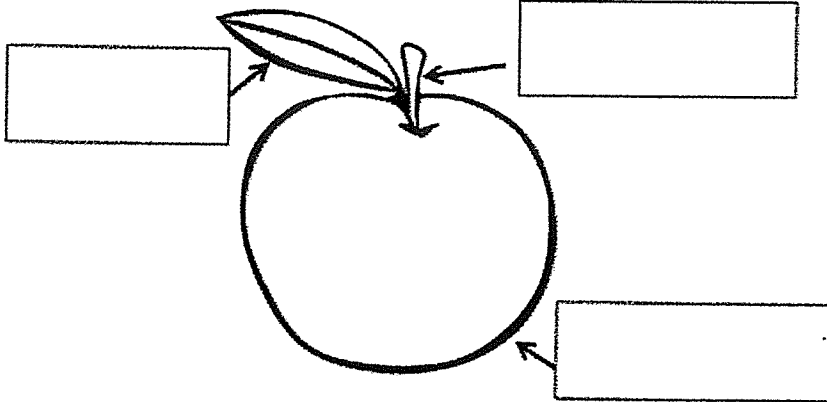
Highlight it!

at they they
to they he it
there then they
they the they this

Color it!

they


Label the picture using the words to help.



stem
apple
leaf

Can you make a sentence using these words?

will I play my
cat. with




Match the number
with the correct word.

- 2 one
- 1 four
- 4 three
- 3 two

Write the numbers that come next.

17	<input type="text"/>	<input type="text"/>	<input type="text"/>
24	<input type="text"/>	<input type="text"/>	<input type="text"/>
12	<input type="text"/>	<input type="text"/>	<input type="text"/>

Name : _____



Beginning Sounds

Cut and paste the pictures to match the beginning sound for each letter.

d

--	--	--


e

--	--	--

f




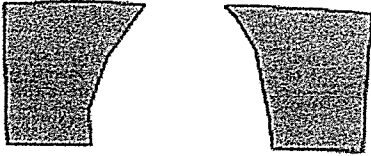

--	--	--

© Miss Faleena



-ap Word Family Practice

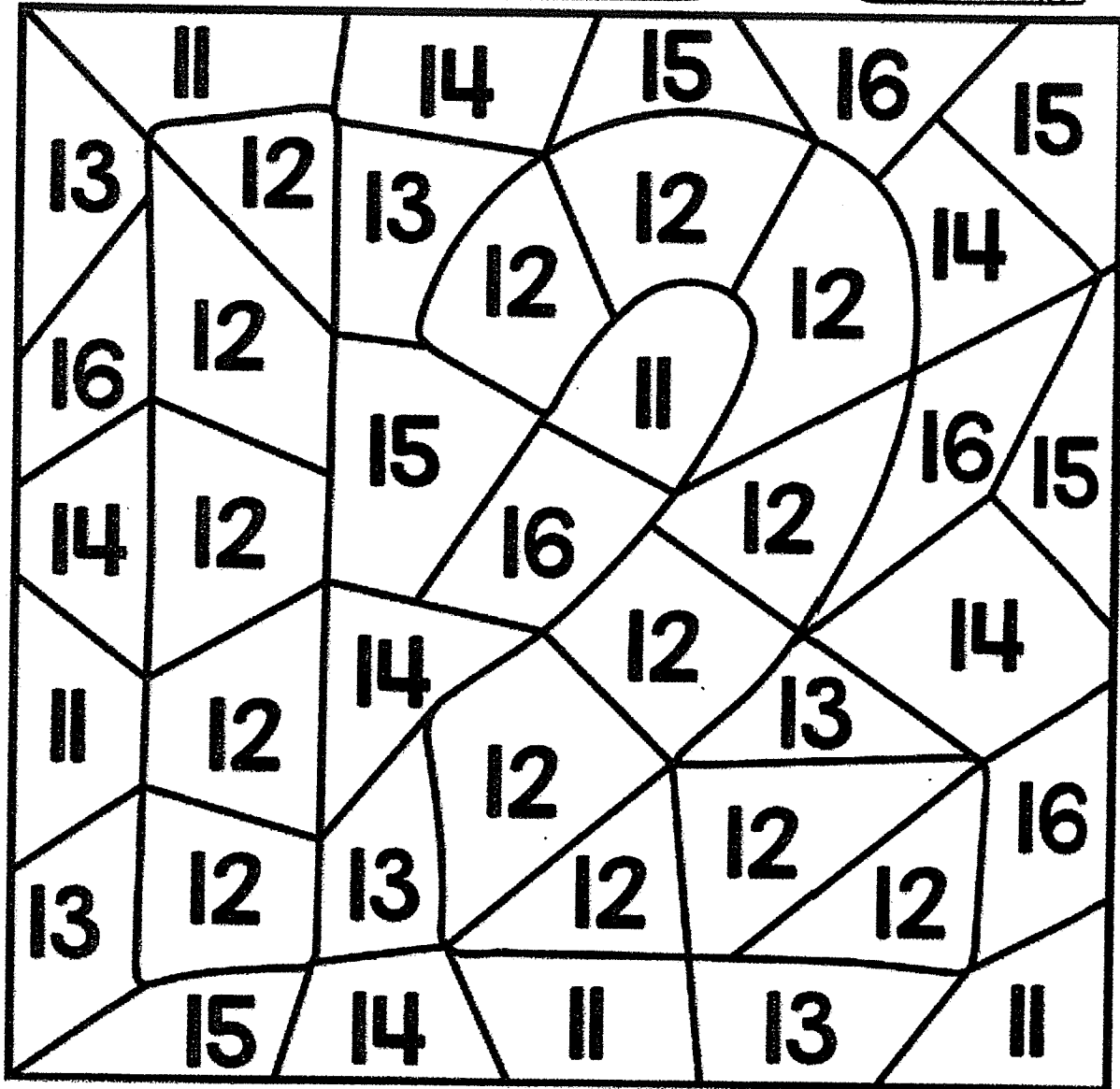
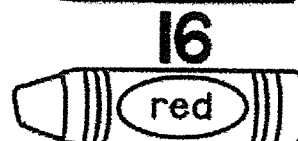
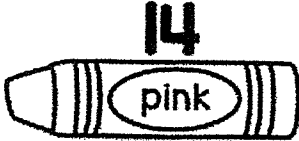
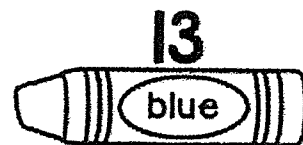

A Word Family Companion from www.hubbardscupboard.org © 2004. Clipart Copyright © Microsoft Corporation 1987-2001. All rights reserved.

	ap
	ap
	ap
	ap
	ap

Either write the letter needed to make the word that matches the picture or cut the boxes below and glue the correct letter to form the word!

c	g	H	m	tr
---	---	---	---	----

Name: _____



Name _____

It's All About

Make It!

Make 10 and find out how many more are needed.


12 is _____ and _____.

Circle It!

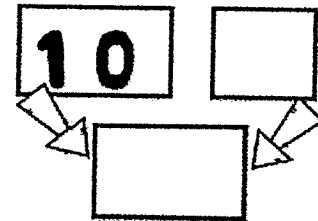
12 11 12 15 12
18 12 15 14 12 14



Draw It!




Write It!



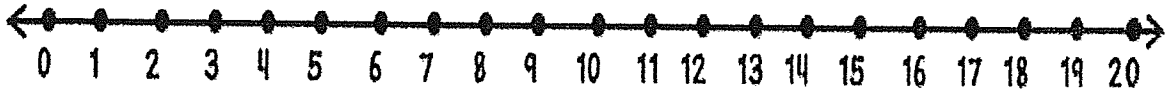
Write It!











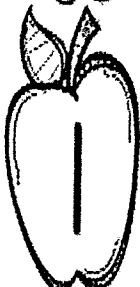













12 12 12 12 12
twelve twelve
12 13 14 15 16




One Less & One More

Write the numbers that are one less and one more than the given numbers.



**who**

Name: _____

Trace the sight word.

who who

Write the sight word.

Find and underline the sight word.

what	me	who
who	the	do
of	who	can

Color the sight word.

who who

Fill in the missing letters.

w		o
---	--	---


	h	o
--	---	---

Read the sentence and underline the sight word.

Who left that door open?

Cut out the letters below to make the sight word.

--	--	--	--	--	--

 _____

h	w	o
---	---	---

they

Name: _____

Trace the sight word.

they

Write the sight word.

Find and underline the sight word.

can	they	here
like	my	on
they	some	they

Color the sight word.

they

Fill in the missing letters.

t h y h e y

Read the sentence and underline the sight word.


Are they going to the game?

Cut out the letters below to make the sight word.

[] [] [] [] [] [] [] []

✂

e h y t

**why**

Name: _____

Trace the sight word.

why why

Write the sight word.

Find and underline the sight word.

why	me	you
there	the	why
of	why	can

Color the sight word.

why why


Fill in the missing letters.

h y w y

Read the sentence and underline the sight word.

Why did she do that to you?

Cut out the letters below to make the sight word.

 _____

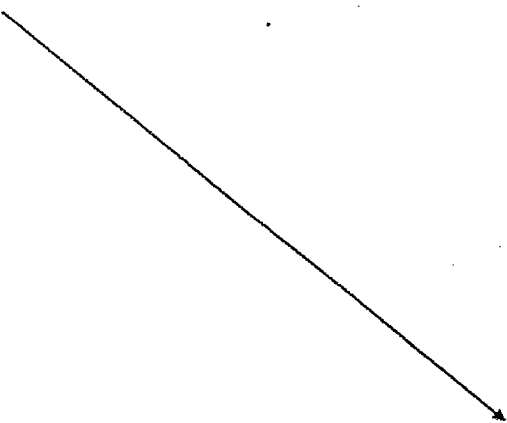
h y w

Name: _____ Date: _____ Score: _____

Letter Recognition Zaner-Bloser Font

Directions: Match the lower-case letter to the upper-case letter.


n	U
u	O
y	S
t	Y
p	T
x	N
v	X
o	W
r	Q
z	R
q	P
w	Z
s	V



Name _____

Change 1 Letter to Make a New Word

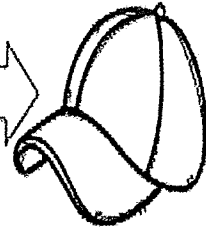
Let's Make Some New Words. Look at the pictures. Write the new word under the picture. You will only be changing 1 letter.



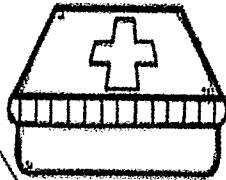
Change to



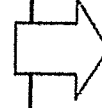
cut



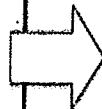

cat



kid



dot



cab



bat









© 2014 Susan Smith All Rights Reserved

Name _____







Silent **E** or Not?

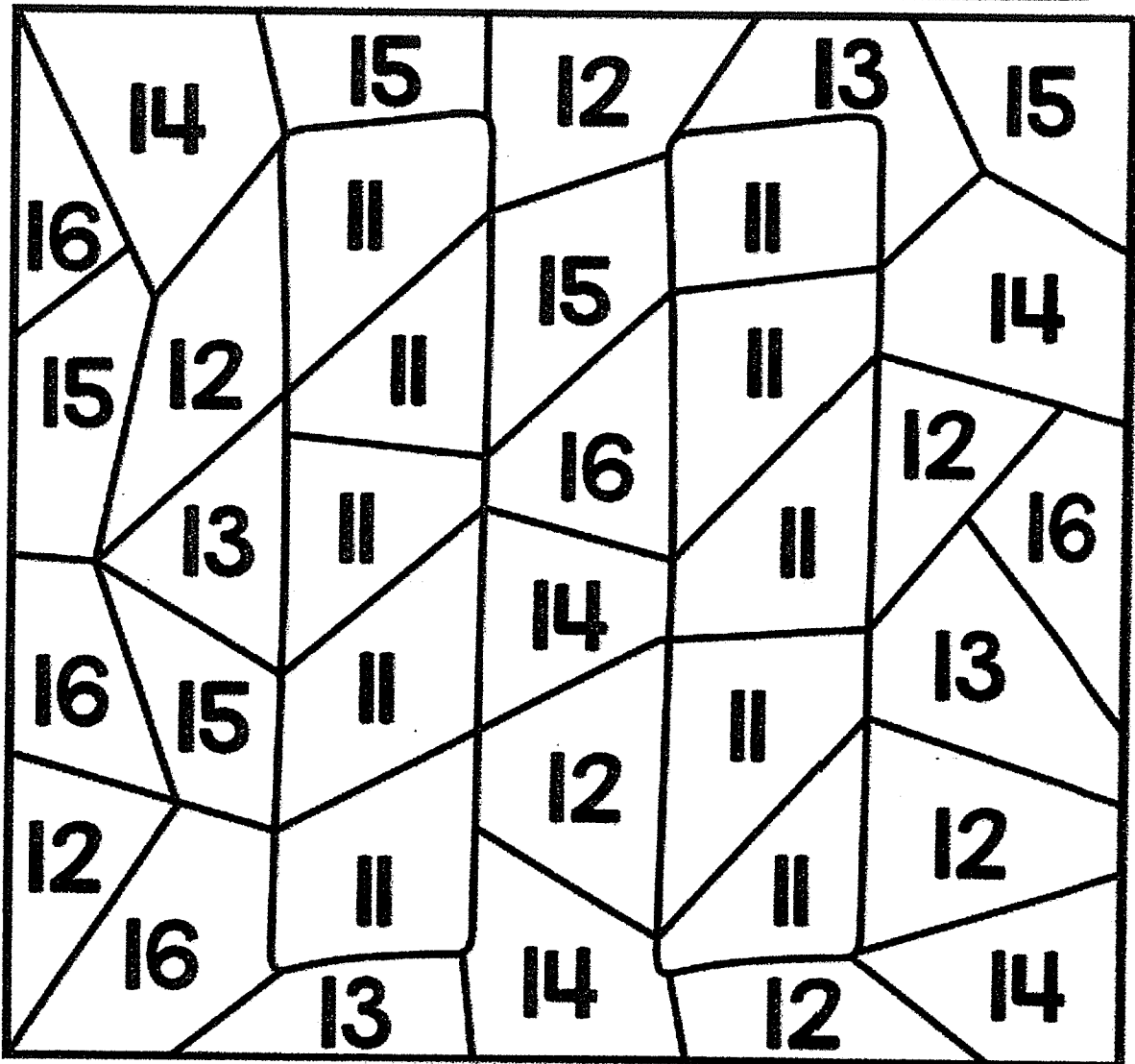
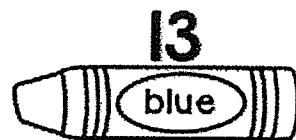


Look at each picture and decide if it needs a silent e to make the word match the picture. Glue the silent e in the box if it does. If it's correct the way it is, glue a thumbs up in the box.

	jog <input type="checkbox"/>		con <input type="checkbox"/>
	cot <input type="checkbox"/>		fox <input type="checkbox"/>
	nos <input type="checkbox"/>		top <input type="checkbox"/>
	pol <input type="checkbox"/>		tot <input type="checkbox"/>

©TheChocolateTeacher2016

e	e	e	e
			

Name: _____

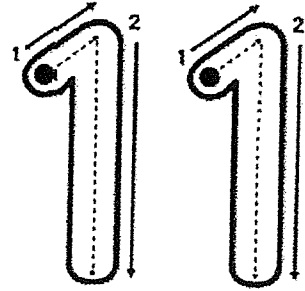


Name _____

It's All About

Make It!

Make 10 and find out how many more are needed.




11 is _____ and _____.

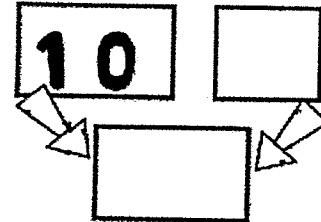
Circle It!

12 11 11 11 17
11 76 15 11 77

Draw It!




Write It!




Write It!


11 11 11 11 11
eleven eleven
12 10 14 15





Name: _____


11 12 13 14 15 16 17 18 19 20















SIGHT WORD: i CAN READ

Using the sight word listed to the right, follow the directions to complete each box.
BONUS Write your own sentence using this sight word on the back of this page.



Name: _____

what

Read and HIGHLIGHT it.


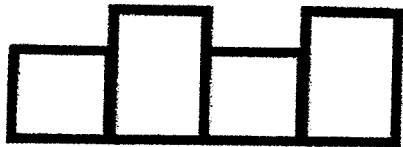
They are mad.

TRACE it.

They are mad.

WRITE it.


FILL it in.



Draw the MEANING of
the sentence.

SIGHT WORD: I CAN READ

Using the sight word listed to the right, follow the directions to complete each box.
BONUS: Write your own sentence using this sight word on the back of this page.



Name: _____

why

Read and HIGHLIGHT it

Who likes cake!

TRACE it

Who likes cake!

WRITE it

FILL it in

□ □ □ □ □ □



Draw the MEANING of the sentence.

SIGHT WORD: i CAN READ

Using the sight word listed to the right, follow the directions to complete each box.
BONUS: Write your own sentence using this sight word on the back of this page.



Name: _____

who

Read and HIGHLIGHT it.


Why is she sad?


TRACE it.

Why is she sad?

WRITE it.

FILL it in.






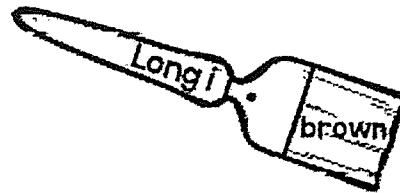



Draw the MEANING of the sentence.

Name _____

'I' Sound Buried Treasures

Color each word by the code and write it below under its vowel sound.



Short I	Long I

Name _____ CVC Words

Word Ladder

cup

dog

balloon

pot

fish

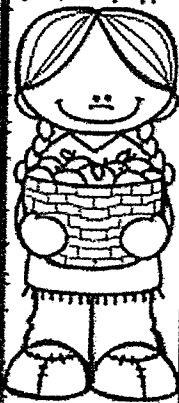
mouse

cow

ram

START ←

©2015 Teacher Jeanell




1 More


Use the number path to add. Write the number in the box. Color the apples to match. Use a different color to show 1 more.




$2 + 1 = \square$




$4 + 1 = \square$



$6 + 1 = \square$



$3 + 1 = \square$



$5 + 1 = \square$



Name _____

Teen Numbers Practice

Name _____

Trace each teen number, then cut and glue the numbers in the correct order at the bottom of the page.

18	14	11	16	12
13	20	19	17	15

ReAd & SORT

Read each sight word below and paste it in the matching word box.




Name: _____

<p>why</p>	<p>who</p>
<p>they</p>	<p>what</p>

who what they what who
why who why they why
they what why they who

©2017 The McGraw-Hill Companies

SIGHT WORD BUILD IT



Build each word on the left using the letters at the bottom of the page.
BONUS Use any blank boxes to create a word or two a SECOND time by writing the letters needed in the blank boxes.

Name: _____

they	
what	
who	
why	

	w		h		y	o	h
t		w	w			h	
	y	e	a	h	t		

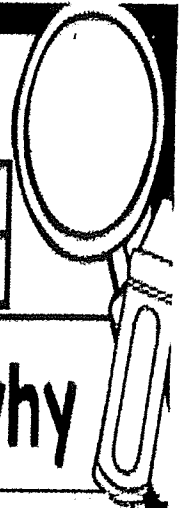
©2012 The McGraw-Hill Companies

-FIND ME- Sight Word COLOR CODE

Color the words below using the color code

green	purple	yellow	red
what	who	why	they

Name: _____



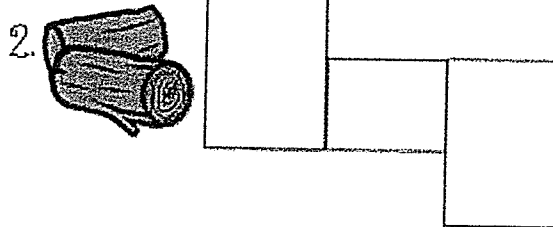

who	what	they	why	what	why
what	why	what	who	who	what
what	they	why	what	they	who
they	they	who	they	who	they
what	why	why	who	they	who
they	who	they	they	who	what
what	they	what	why	what	why

©2017 The First Grade

Name: _____

Date: _____

Spell It



Read It

3.

hog

stop

rock

pop

cop


got

Write It

4. The fox had to hop on the box.

Circle It

5. Circle the pictures that have the short o sound.



Name: _____

Reading Comprehension

Apple Picking

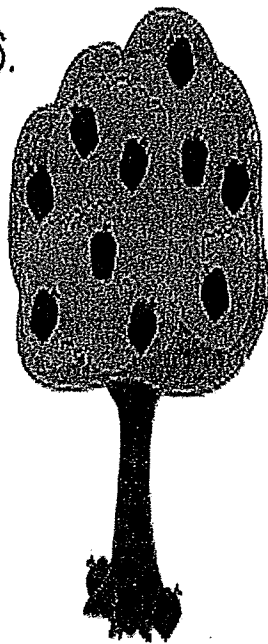


I like to pick apples.

There are red apples
and green apples.

I like red apples the best.

I pick ten apples.



1. What do I like to do?

- a. run
- b. jump
- c. pick apples



2. What colors are the apples?

- a. red and blue
- b. red and green
- c. green and yellow



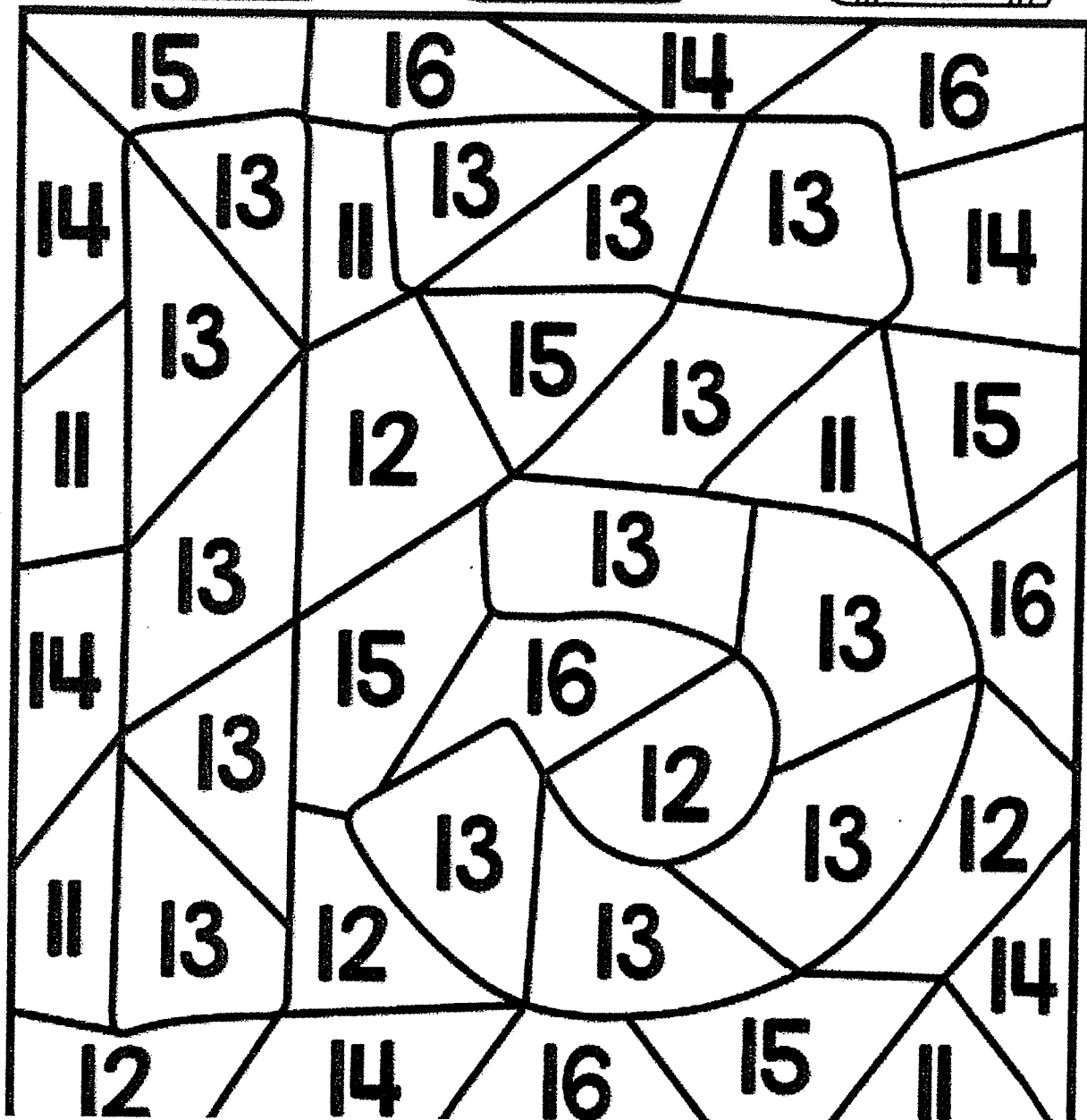


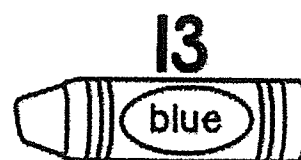
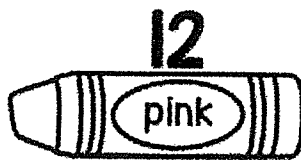
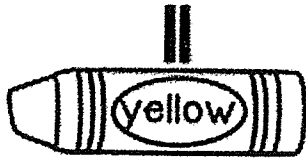
3. How many apples did I pick?

- a. seven apples
- b. nine apples
- c. ten apples



© Good and Beautiful 2015

Name: _____



Name _____

It's All About


Make It!

Make 10 and find out how many more are needed.


13 is _____ and _____.

Circle It!


12 13 12 13 12
13 12 13 13 12 14



Draw It!



Write It!





Write It!

13 13 13 13 13

thirteen

13 14 15 16 17






SIGHT WORD OF THE WEEK

why

why why why

why why why

Practice writing this week's sight word.



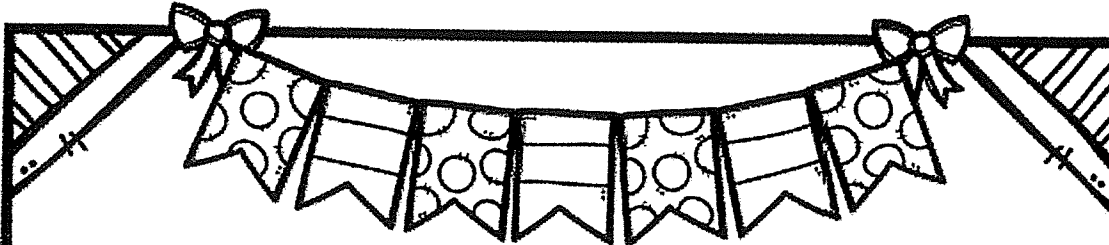
SIGHT WORD OF THE WEEK

they

they they

they they

Practice writing this week's sight word.



SIGHT WORD OF THE WEEK

who

who who who


who who who

Practice writing this week's sight word.

Name: _____

Writing






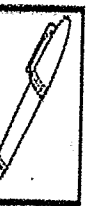
Write two sentences for this picture.



Handwriting practice lines consisting of a solid top line, a dashed middle line, and a solid bottom line. There are four sets of these lines provided for writing.

Name: _____ Date: _____

Trace and complete the super sentences.

- 1. Look at the  _____.
- 2. She is  _____.
- 3. This is my  _____.
- 4. I have a  _____.
- 5. I see a big  _____.
- 6. I like this  _____.

© The Designers' Daughter

Name: _____

Reading Comprehension

Mat the Dog




I have a dog.

His name is Mat.

My dog is big.

My dog is brown.



1. I have a _____.

a. pig

b. dog

c. frog



2. His name is _____.

a. Max

b. Mat

c. Rex



3. My Dog is _____.

a. big and brown

b. little and brown

c. big and little



Name: _____

Directions: Use the ten frame to complete the addition sentence



Let's Make Ten



___ + ___ = 10

___ + ___ = 10

___ + ___ = 10

___ + ___ = 10

___ + ___ = 10

___ + ___ = 10

___ + ___ = 10

___ + ___ = 10


Name: _____

TRACE IT

BUILD IT

BREAK IT APART

16



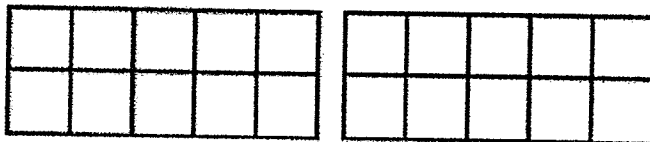
how many tens?

1

how many ones?

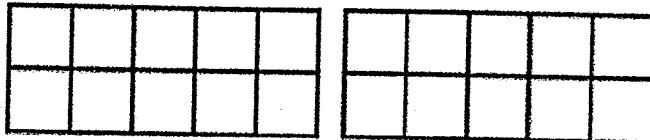
6

13



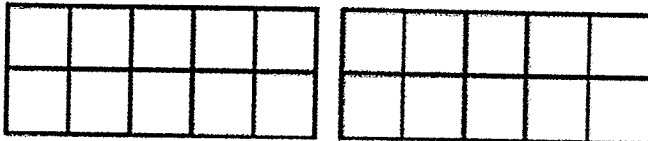
how many tens?

17



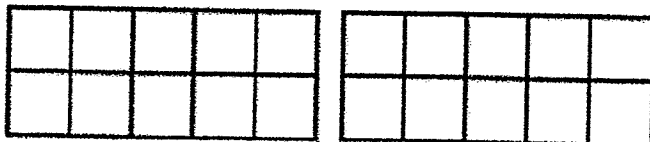
how many tens?

12



how many tens?

15



how many tens?
