

Kindergarten Guided Reading Packet



Trimester 3

June 1st, 2021 – June 4th, 2021

Name: _____

Spelling words for the week

here

some

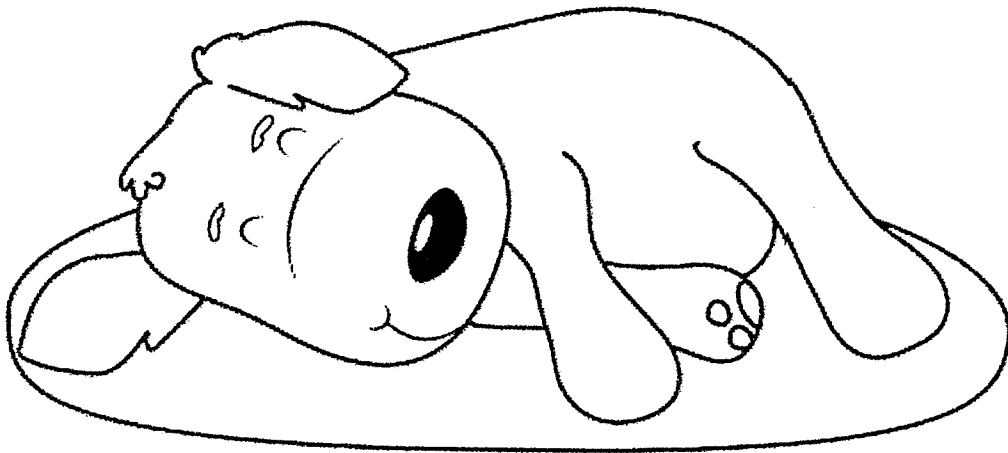
with

Name _____

here

Read and trace the word.

here here here



Cut out the words and match them to the sentence.

My dog is here.


Copy the sentence

© Friends (Edificadora) XTB

My here. is dog

Name: _____

Super Sight Word:



Find and circle it

with four with
out with no with
with with well

Trace it

with
with

Color it

1=red 2=orange
3=yellow 4=green

with

Highlight it

with	want	now	what
have	with	saw	with
with	ride	with	she

Put it in a sentence

Can you play _____ me?
I came _____ him.

Box it up

with

Build it


--	--	--	--

with

© The McGraw-Hill Companies

Name: _____

Super Sight Word:



Find and circle it
some take then
 know some of some
 some some stop

Trace it
 some
 some

Color it 1=red 2=brown
 3=yellow 4=green

some

Highlight it

some	some	some	put
her	stop	old	some
some	some	some	walk

Put it in a sentence

May I have _____ pie?

Give him _____ water.

Box it up

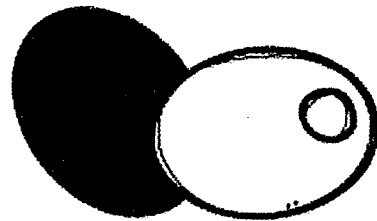






some

Build it

m s o e

COLOR *by* SOUND

name: _____

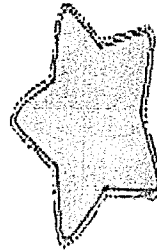






directions: Color the pictures that begin with the letter O.

Name: _____

What's at the Beginning?










Look at each picture. Say the word aloud. Write the sound that you hear at the beginning.





Long Vowel Teams

Write the Word Pages

 _____ _____ _____	 _____ _____ _____	 _____ _____ _____
 _____ _____ _____	 _____ _____ _____	 _____ _____ _____
 _____ _____ _____	 _____ _____ _____	 _____ _____ _____

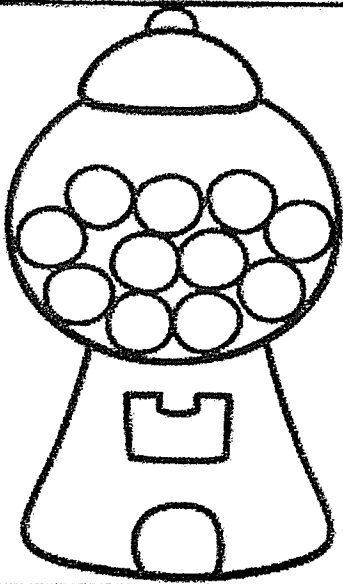
©www.thisreadingmama.com

ee/ea words

Word Bank

knee	sheep	speak
teeth	green	tree
read	seal	beans

Name: _____



Counting by 10's

Paste the gumballs in
order to count by 10's.

20	90	40	80	50
10	60	100	30	70










© 2011 Teaching



Summer Math Worksheet

Name _____





Write the number that makes 10 on the empty ice cream scoop in each box.




www.kindergartenworksheets.net

Sight Word Page

Practice reading and spelling the sight word in many ways. Write a sentence with the word.



 <p>Read</p>	 <p>here</p>	 <p>Find her here here here hre here</p>
<p>B u i l d</p>		
<p>Trace</p> <p>here</p>	<p>Spell </p> <hr/> <hr/> <hr/>	



Write a sentence with the word.


Sight Word Page

Practice reading and spelling the sight word in many ways. Write a sentence with the word.

<p>Read</p>  <p>with</p>	<p>Find</p> <p>wiht with with with wih with</p>
<p>B u i l d</p>	
<p>Trace</p> <p>w i t h</p>	<p>Spell</p>  <p>_____ _____ _____</p>



Write a sentence with the word.



Name: _____

Trace it:

some some

Write It:

Color it:


some some

Find it:

of	just	some	put	some	every
some	as	could	from	may	some
any	some	take	has	some	then

Match the picture to the letter with the same beginning sound:

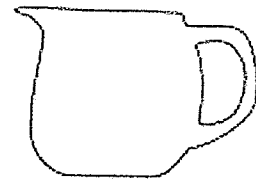

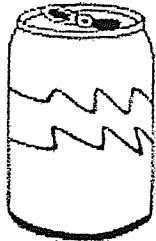
S	O	M	E



Name _____

Missing Vowel



Fill in the missing vowel for each word below



c _ n

p _ t



j _ g



j _ t

k _ d

s _ d








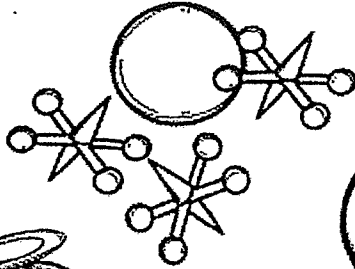

n _ t

r _ t

j _ g

Color *by* sound

name: _____







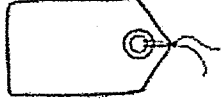



Ee

directions: Color the pictures that begin with the letter E.

Word Ladders-ag

Name _____

Say It	Glue It 	Write It 	
		<hr/> <hr/> <hr/>	tag
		<hr/> <hr/> <hr/>	wag
		<hr/> <hr/> <hr/>	bag
		<hr/> <hr/> <hr/>	rag
		<hr/> <hr/> <hr/>	nag
		<hr/> <hr/> <hr/>	gag



Ice Cream Missing Numbers Worksheet

Name _____

Fill in the missing numbers.








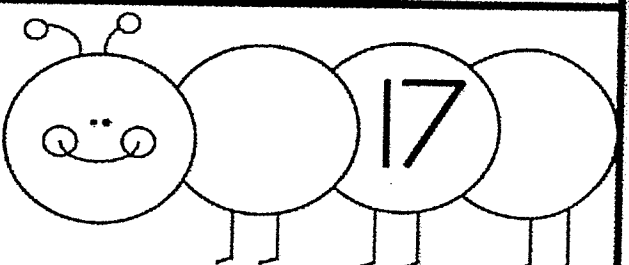


1		3	4	
	7		9	
	12			15
		18		

www.kindergartenworksheets.net


Name: _____

Teen Number- One More, One Less

Fill in the missing teen number.

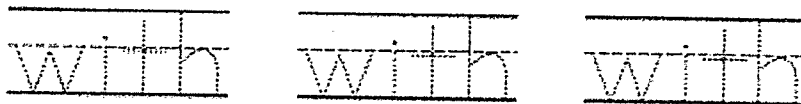
© Melissa Moran



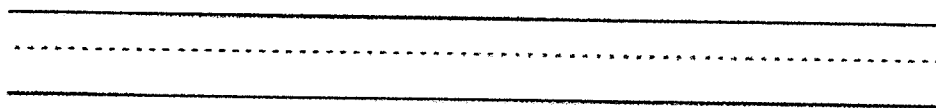
Find and shade. 'with'

e	k	d	w
s	g	e	i
a	v	m	t
u	j	u	h

Trace.



Copy.





Write.



Underline the sight word: 'with'

1. With a flash, the sun came out.
2. I can do tricks with cards.

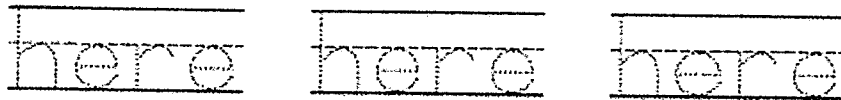




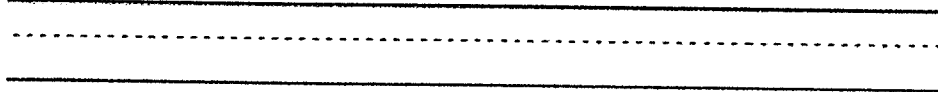
Find and shade: 'here'

p	n	a	e
i	h	e	r
a	v	i	q
u	g	s	r

Trace.



Copy.



Write.



Underline the sight word: 'here'

1. Come here and look at this!
2. Here is your cup of tea.



Find and circle.




Name _____

some

Read and trace the word.

some some some



Cut out the words and match them to the sentence.

Here are some bees.

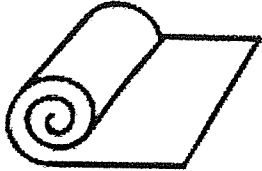
Copy the sentence.

© Rhonda Eckstachew 208

Here bees. are some

Name _____ **Missing Vowel**


Fill in the missing vowel for each word below




m _ t



b _ n




d _ t



b _ g



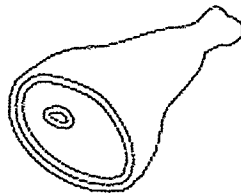
d _ n



t _ p



s _ b







h _ m




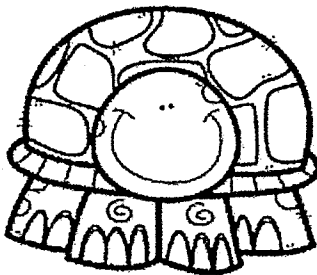


t _ d

Color *by* sound

name: _____



ABC




Aa

directions: Color the pictures that begin with the letter A.

Name: _____

LET'S WRITE 'EE' WORDS



Add 'ee' to complete each word, then write the word again on the dotted line.



f _ _ t



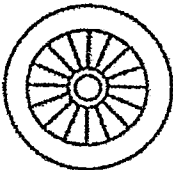
s _ _ d



thr _ _



sh _ _ p



wh _ _ l




Write a sentence on the back of the paper for each of the words listed above.

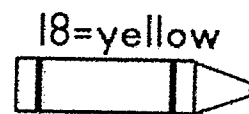


COPYRIGHT © TWinkl RESOURCES

Name _____

Count the blocks. Use the color key to color the picture.



Color Key




Name _____

TEEN NUMBERS

Group Ten

Circle a group of ten. Count how many ones are left over.
Write the teen number on the place value chart.



NUMBER

Tens	Ones

NUMBER

Tens	Ones

NUMBER

Tens	Ones

NUMBER

Tens	Ones

NUMBER

Tens	Ones

NUMBER

Tens	Ones

© Learning My ABCs Co., LLC 2017-2020. All Rights Reserved.





Name: _____

Trace the eight word.

S O M E

Write the eight word.

Find and underline the eight word.

come	come	some
some	from	come
from	some	from

Color the eight word.

some

Fill in the missing letters.

s e

 m

Read each sentence and underline the eight word.

I have some chips!
Here are some flowers.

Cut out the letters below to make the eight word.



m e s o


Name: _____

1. Color the sight word with



with with

2. Trace + Write the sight word with



with with with

_____	_____	_____
-----	-----	-----
_____	_____	_____

3. Color the boxes with the sight word with

with	with	with	did	with	with
will	with	too	will	did	with
too	did	with	with	too	will

4. Cut + Paste the letters into the boxes to make the sight word with

				h	i	t	w
--	--	--	--	---	---	---	---


Name: _____

1. Color the sight word here



here here

2. Trace & Write the sight word here



here here here

3. Color the boxes with the sight word here









here	here	at	go	here	and
and	here	here	at	here	here
here	go	and	here	at	go

4. Cut & Paste the letters into the boxes to make the sight word here

				e	h	e	r
--	--	--	--	---	---	---	---

Color *by* sound

name: _____




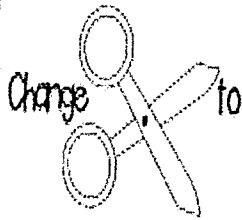
U u

directions: Color the pictures that begin with the letter U.


Name _____

Change 1 Letter to Make a New Word

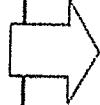
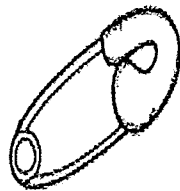
Let's Make Some New Words. Look at the pictures. Write the new word under the picture. You will only be changing 1 letter.





cut



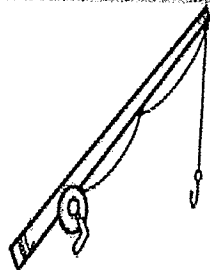
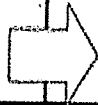

cap




pin



cub



red




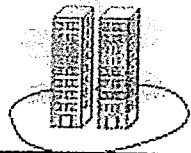


big

Name _____

CVC Words

Word Ladder



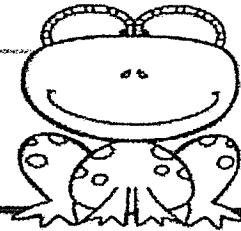
bus

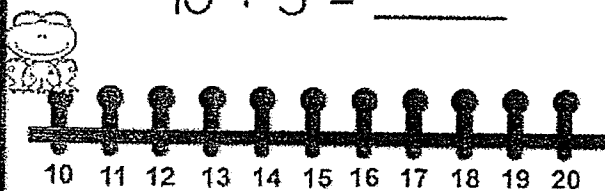
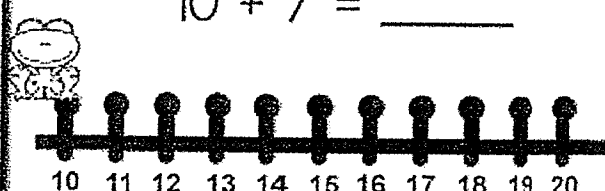
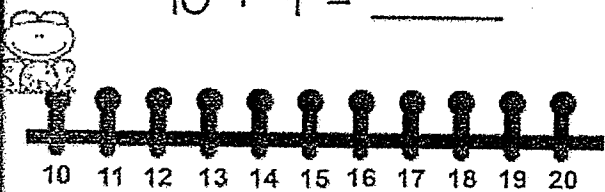
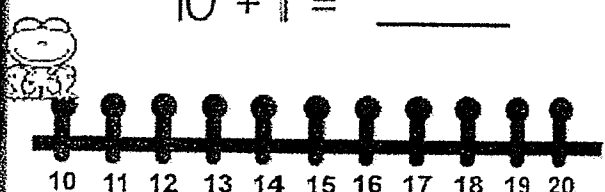
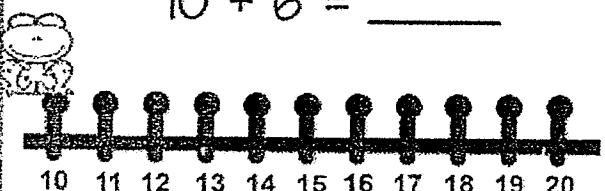
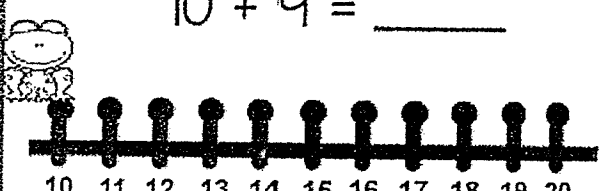
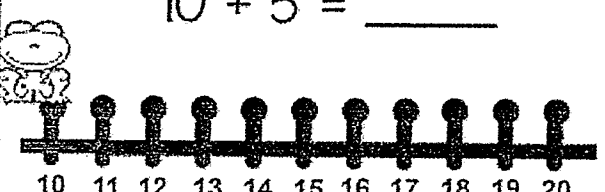
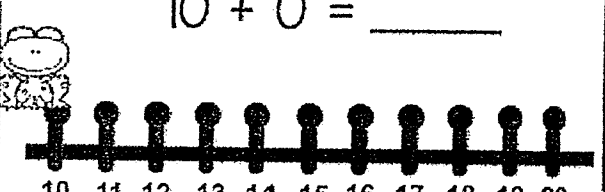
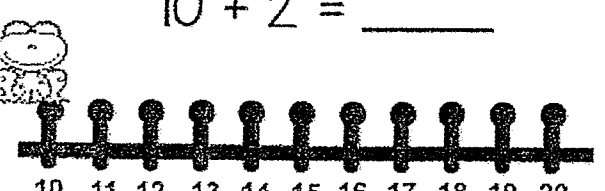
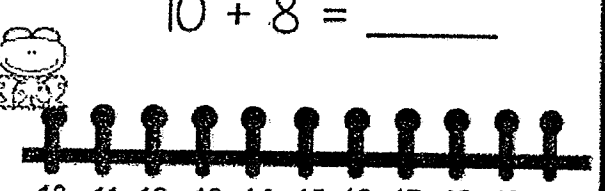
START
←

Name _____

JUMPING Froggies

10 + ____ = Teen Number
Make the Frog hop to the correct teen number from 10.



$10 + 3 = \underline{\quad}$ 	$10 + 7 = \underline{\quad}$ 
$10 + 4 = \underline{\quad}$ 	$10 + 11 = \underline{\quad}$ 
$10 + 6 = \underline{\quad}$ 	$10 + 9 = \underline{\quad}$ 
$10 + 5 = \underline{\quad}$ 	$10 + 0 = \underline{\quad}$ 
$10 + 2 = \underline{\quad}$ 	$10 + 8 = \underline{\quad}$ 



© Jump My Frog Day, LLC 2017. All rights reserved.

Name: _____ Date: _____

**Subtracting
Pictures to 10****Subtracting Circles**


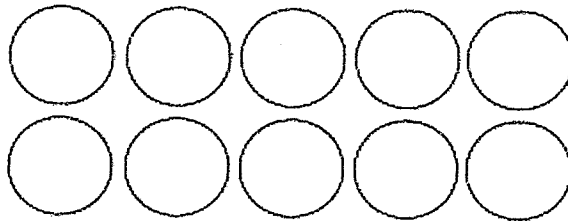
Directions: Cross out the objects to find the difference.

$9 - 3 =$




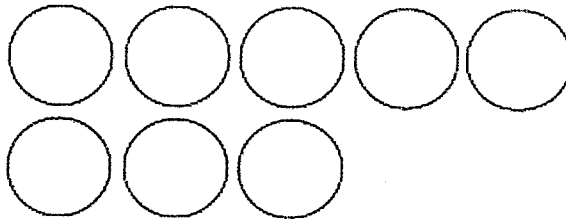
Cross out 3 circles.

$10 - 8 =$




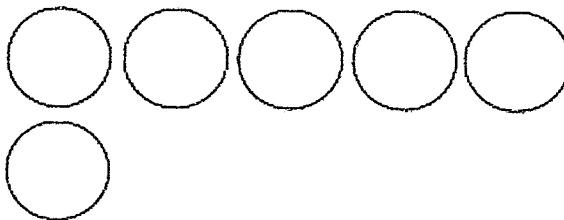
Cross out 8 circles.

$8 - 5 =$





Cross out 5 circles.

$6 - 4 =$



Cross out 4 circles.

$7 - 2 =$



Cross out 2 circles.