

Name _____

Kindergarten Homework Remote Learning Packet

Week 36



Dear Educator,

My signature is proof that I have reviewed my scholar's work and supported him to the best of my ability to complete all assignments.


(Parent Signature)

(Date)

Parents please note that all academic packets are also available on our website at www.brighterchoice.org under the heading "Remote Learning." All academic packet assignments are mandatory and must be completed by all scholars.



Day # 1



Name _____ Week 36 Day 1 Date: _____

BCCS-B

SUNY Cortland SUNY Morrisville

Directions: Read the following stories and fill in the number sentences.

Mr. Smith has six pencils. He finds two more pencils in the hall. How many pencils does Mr. Smith have all together?

$$\square + \square = \square$$

Two green cars and five black cars are by the school. How many cars are by the school?

$$\square + \square = \square$$

Four red birds land in the tree. Then six blue birds land in the tree. How many birds are in the tree?

$$\square + \square = \square$$

Name _____ Week 36 Day 1 Date: _____

BCCS-B

SUNY Cortland SUNY Morrisville

Directions: Trace and find the word **here**.

HERE

HERE here

A collection of ten circles containing the words: Here, BE, MAY, were, here, go, has, how, and HERE.

Name _____ Week 36 Day 1 Date: _____

BCCS-B

SUNY Cortland SUNY Morrisville


Directions: Circle the blend that goes with each picture.



fl tr fr



tr gr fr



fl sl sp



ch sk cl




qr pr dr



str dr cr



Day # 2

















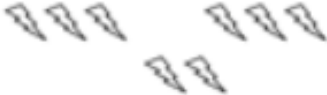





Name _____ Week 36 Day 2 Date: _____

BCCS-B

SUNY Cortland SUNY Morrisville

Directions: Circle 10 in each box.

Name _____ Week 36 Day 2 Date: _____

BCCS-B

SUNY Cortland SUNY Morrisville

Directions: Trace and find the word **will**.

Color the word. Write the word.

will

will

Find the word.

when	so	will	did
were	see	can	
will	will	do	will
me	will	what	
will	get	could	not

Name _____ Week 36 Day 2 Date: _____

BCCS-B

SUNY Cortland SUNY Morrisville

Directions: Fill in the blanks with the correct blend.



__ __ oon



__ __ ar



__ __ ake



__ __ obe

sp	bl	fl
sm	gl	sk
br	sc	st
	tr	



__ __ oke



__ __ ate



__ __ ick



__ __ ock



__ __ arf



__ __ amp



__ __ ider




__ __ ower



__ __ ee



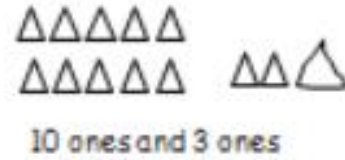
Day # 3




Name _____ Week 36 Day 3 Date: _____

BCCS-B

SUNY Cortland SUNY Morrisville



Draw more to show the number.




10 ones and 2 ones



10 ones and 5 ones



10 ones and 7 ones



10 ones and 4 ones

Name _____ Week 36 Day 3 Date: _____

BCCS-B

SUNY Cortland SUNY Morrisville

Directions: Read, trace and write the following sight words.



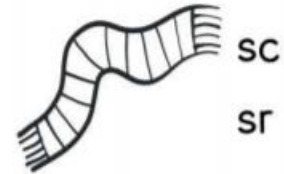

Read	Trace	Write
a		
I		
is		
in		
it		
me		
my		
go		

Name _____ Week 36 Day 3 Date: _____

BCCS-B


SUNY Cortland SUNY Morrisville

Directions: Circle the beginning blend that matches the picture.





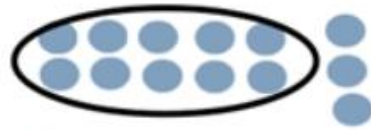
Day # 4



Name _____ Week 36 Day 4 Date: _____


BCCS-B

SUNY Cortland SUNY Morrisville




I have 10 ones and 3 ones.

Circle 10 things. Tell how many there are in two parts, 10 ones and some more ones.



I have 10 ones and ____ ones.



I have 10 ones and ____ ones.



I have ____ ones and ____ ones.



I have ____ ones and ____ ones.

Name _____ Week 36 Day 4 Date: _____

BCCS-B

SUNY Cortland SUNY Morrisville

Directions: Circle the matching sight word in each row.

said	my	said	the
and	the	it	and
is	is	the	my
I	it	said	I
the	my	it	the
my	the	my	and
it	it	and	I

Name _____ Week 36 Day 4 Date: _____

BCCS-B

SUNY Cortland SUNY Morrisville

Directions: Fill in the missing sound.



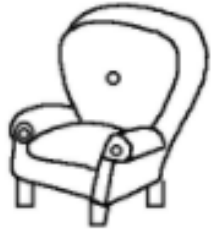
___ ___ower

tr fl bl cr th



___ ___oe

cr st bl sh th



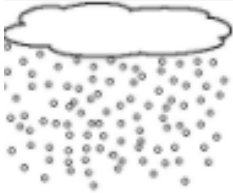
___ ___air

th pr bl cl ch



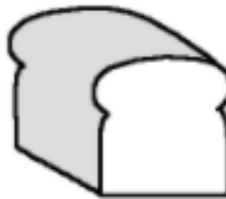
___ ___y

fl st sl br th



___ ___ow

gr sn br st sc



___ ___ead

br sk gl tr sh



___ ___ister

tr tw bl cr ch



___ ___ed

bl st sl br th



___ ___ig

pr st bl cr tw




___ ___orm

tr st pl cr th



Day # 5







Name _____ Week 36 Day 5 Date: _____



BCCS-B



SUNY Cortland SUNY Morrisville



Directions: Count how many tens and how many ones.



Tens	Ones
	
1	4



Tens	Ones
	



Tens	Ones
	



Tens	Ones
	

Tens	Ones
	

Tens	Ones
	

Tens	Ones
	

Tens	Ones
	

Tens	Ones
	

Name _____ Week 36 Day 5 Date: _____

BCCS-B

SUNY Cortland SUNY Morrisville

Directions: Trace, find and write the word **here**.

h

h e r e

here

Get the door, the
pizza man is _____.

Name _____ Week 36 Day 5 Date: _____

BCCS-B

SUNY Cortland SUNY Morrisville

ch	ph	sh	th	wh
----	----	----	----	----

Fill the blanks with the correct digraph



ief



umb



one



ale



erry



ovel

Name _____

Kindergarten Homework Remote Learning Packet

Week 37



Dear Educator,

My signature is proof that I have reviewed my scholar's work and supported him to the best of my ability to complete all assignments.


(Parent Signature)

(Date)

Parents please note that all academic packets are also available on our website at www.brighterchoice.org under the heading "Remote Learning." All academic packet assignments are mandatory and must be completed by all scholars.



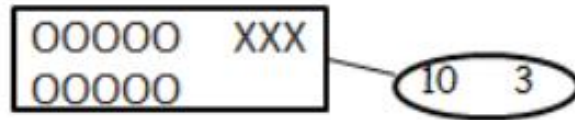
Day # 1



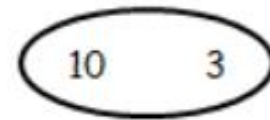


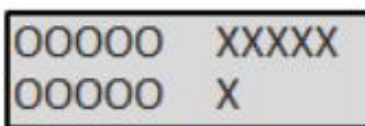
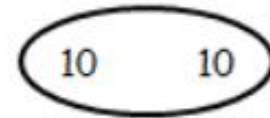
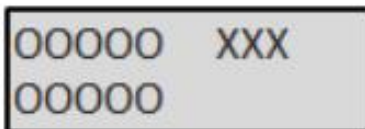



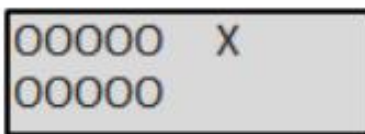
Name _____ Week 37 Day 1 Date: _____

BCCS-B

SUNY Cortland SUNY Morrisville



Draw a line to match each picture with the numbers the Say Ten way.



Name _____ Week 37 Day 1 Date: _____

BCCS-B

SUNY Cortland SUNY Morrisville

Directions: Trace, write and find the word **are**.

<p>Color it</p> 	<p>Read it</p> 												
<p>Highlight it</p> <table border="1"><tr><td>are</td><td>am</td><td>this</td></tr><tr><td>yes</td><td>are</td><td>must</td></tr><tr><td>are</td><td>are</td><td>say</td></tr><tr><td>are</td><td>white</td><td>are</td></tr></table>	are	am	this	yes	are	must	are	are	say	are	white	are	<p>into are get are like must are are are are are am are are all white was I found <input type="checkbox"/> must I found <input type="checkbox"/> <u>are</u> words.</p>
are	am	this											
yes	are	must											
are	are	say											
are	white	are											
<p>Trace it</p> 													
<p>Write it</p> 													

Write it in a sentence

They _____ my friends.

Name _____ Week 37 Day 1 Date: _____

BCCS-B

SUNY Cortland SUNY Morrisville

Directions: Read the story and put the events in order.

Walking the Dog

The first thing I do when I walk my dog is put on his leash. Then I walk out the door. Next I lead him down the driveway. Then we walk around the block. After our walk, I take off his leash.



Now put the events in order 1-5:

_____ walk out the door

_____ walk around the block


_____ take off his leash

_____ lead him down the driveway

_____ put on his leash



Day # 2



Name _____ Week 37 Day 2 Date: _____

BCCS-B

SUNY Cortland SUNY Morrisville

Directions: Write the numbers that go before and after, counting the Say Ten way.

BEFORE	NUMBER	AFTER
10 <u>and</u> 3	10 and 4	10 <u>and</u> 5
<u>and</u>	10 and 2	<u>and</u>
<u>and</u>	10 and 5	<u>and</u>
<u>and</u>	10 and 6	<u>and</u>
<u>and</u>	10 and 1	<u>and</u>
<u>and</u>	10 and 9	<u>and</u>

Name _____ Week 37 Day 2 Date: _____

BCCS-B

SUNY Cortland SUNY Morrisville

Directions: Trace and write the words **look** and **like**.

look look look

like like like

Let's put them in sentences!

They _____ happy.


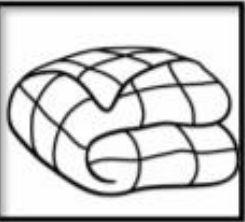

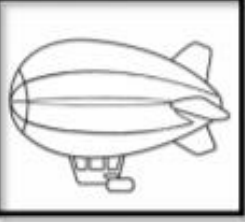


Do you _____ dogs?

Name _____ Week 37 Day 2 Date: _____

BCCS-B


SUNY Cortland SUNY Morrisville

Directions: Write the blend **bl** for each word in the boxes. Write the word on the line.

	<input type="text"/> <input type="text"/> ood	_____ _____ _____
	<input type="text"/> <input type="text"/> anket	_____ _____ _____
	<input type="text"/> <input type="text"/> ender	_____ _____ _____
	<input type="text"/> <input type="text"/> imp	_____ _____ _____
	<input type="text"/> <input type="text"/> each	_____ _____ _____
	<input type="text"/> <input type="text"/> ocks	_____ _____ _____



Day # 3



Name _____ Week 37 Day 3 Date: _____

BCCS-B

SUNY Cortland SUNY Morrisville

Directions: Write and draw the number. Use your Hide Zero cards to help you.

1	0	2	

↓ ↓

1	0	7	

↓ ↓

1	0	9	

↓ ↓

1	0	4	

↓ ↓

Name _____ Week 37 Day 3 Date: _____

BCCS-B

SUNY Cortland SUNY Morrisville

Directions: Use the word bank to unscramble to following words. Write the word on the line.

Word Bank

all did must ride too with am do

 _____ eidr _____ ----- _____	 _____ ddi _____ ----- _____
 _____ lal _____ ----- _____	 _____ mtus _____ ----- _____
 _____ od _____ ----- _____	 _____ htiw _____ ----- _____
 _____ oto _____ ----- _____	 _____ ma _____ ----- _____

Directions: Read the story and answer the questions.

I Can Read **VOWEL TEAM** Stories

Read the story. Underline all of the **VOWEL TEAM** words and answer the questions.



The crow tried to eat the green snail. The monkey had to rescue the snail and hide him in the pail.

COMPREHENSION QUESTIONS

The snail is...

green

great


Who rescued the snail?

monkey

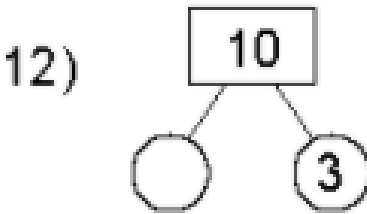
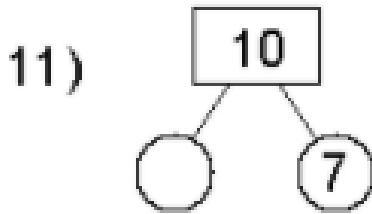
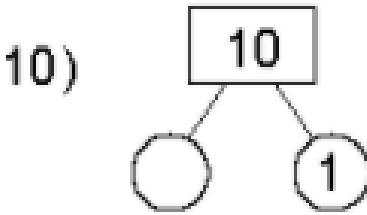
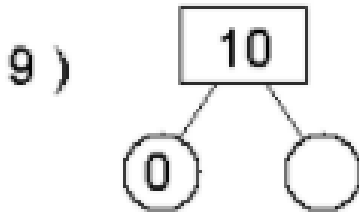
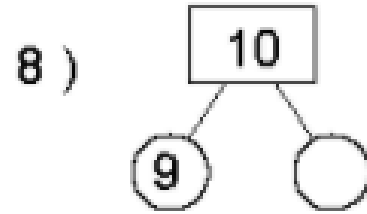
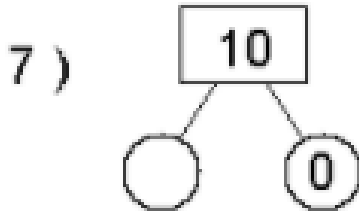
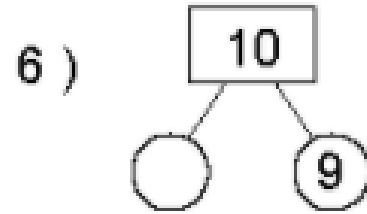
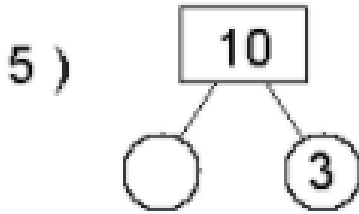
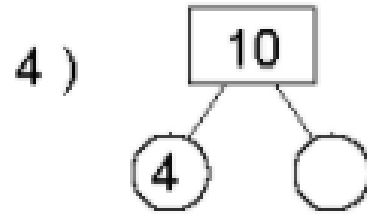
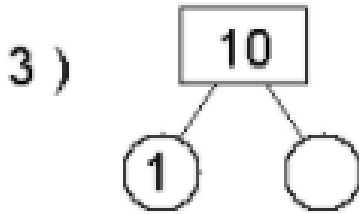
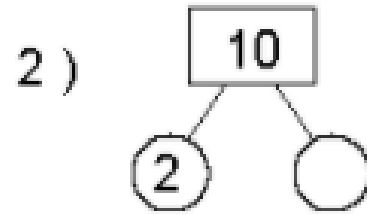
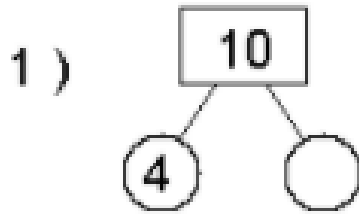
crow



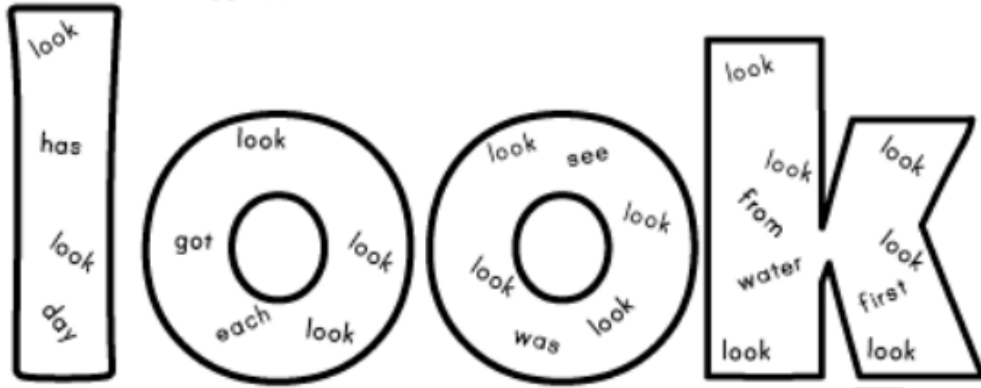
Day # 4



Directions: Finish the number bonds.



Directions: How many times did you find the word look? Write it in the box.



I found **look** words.

Find **look**.

Look at this bird.

They look at the trees.

You can look in your bag.

Fill in the missing letters.

_ook lo_k l__k lo__ _oo_

Write.

look	look	look	look
look	look	look	look
_____	_____	_____	_____
_____	_____	_____	_____
_____	_____	_____	_____

Name _____ Week 37 Day 4 Date: _____

BCCS-B

SUNY Cortland SUNY Morrisville

Directions: Read the story and answer the questions.

Sandy and her family are having a picnic on the beach today. Her mom prepared Sandy's favorite sandwiches with cheese and cucumber slices. The family put the baskets on the sand and started to unpack the baskets. Oh no, we forgot the cookies! That's ok, we still have plenty of other treats. Yum! Everybody is ready to eat.

A. Where will Sandy and her family have a picnic?



B. What kind of vegetable is in Sandy's sandwich?




C. What did they forget to bring to the picnic?





Day # 5








Name _____ Week 37 Day 5 Date: _____

BCCS-B

SUNY Cortland SUNY Morrisville

Directions: Fill in the missing numbers:







Name _____ Week 37 Day 5 Date: _____

BCCS-B

SUNY Cortland SUNY Morrisville

Directions: Color the apple that matches the word on the barrel.



Directions: Read the story and answer the questions.

Making Pizza

We are making a pizza. First we make the dough with flour and eggs. We flatten the dough into a round shape. Then we put tomato sauce and cheese on top. The pizza goes into the oven. In a few minutes, it is ready to eat.



Questions:

Circle the correct answers:

1. What do you use to make pizza dough?
 - a. Flour and eggs
 - b. Rice and water
2. What do we put on top of the pizza?
 - a. Milk and butter
 - b. Tomato sauce and cheese
3. Where do we cook the pizza?
 - a. In the oven
 - b. On the stove