


# Kindergarten Work Packet Trimester 3.



May 10<sup>th</sup> , 2021 – May 14<sup>th</sup> , 2021


Name: \_\_\_\_\_

Sight Words

what

said

there



Name: \_\_\_\_\_

Write the next page of the story.

**What happens after the doorbell rang.**

Handwriting practice lines consisting of multiple rows of solid top and bottom lines with a dashed midline.



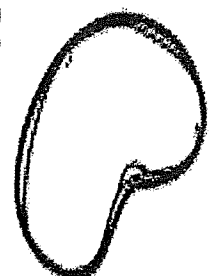
Name: \_\_\_\_\_

ee

# Blend It! Trace It! Write It!









<p>f <u>ee</u> t</p> <p>• • •</p> <p>→</p>	<p>feet</p> <p>feet</p>	<p>_____</p> <p>_____</p> <p>_____</p>	
<p>b <u>ee</u> t</p> <p>• • •</p> <p>→</p>	<p>beet</p> <p>beet</p>	<p>_____</p> <p>_____</p> <p>_____</p>	
<p>s <u>ee</u> d</p> <p>• • •</p> <p>→</p>	<p>seed</p> <p>seed</p>	<p>_____</p> <p>_____</p> <p>_____</p>	
<p>b <u>ee</u></p> <p>• •</p> <p>→</p>	<p>bee</p> <p>bee</p>	<p>_____</p> <p>_____</p> <p>_____</p>	



KCC1,2, 4a, 4b, 4c,5: I can count objects into piles of 10.

Name \_\_\_\_\_ More Practice...5.1

Circle each group of 10 ones.


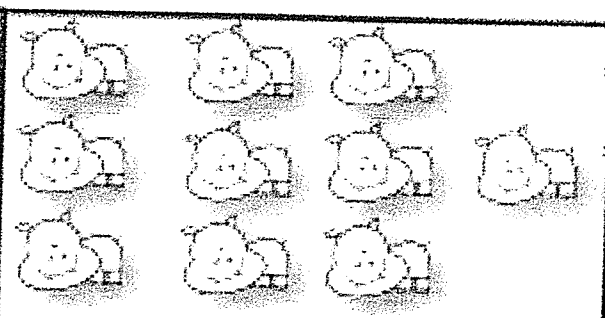


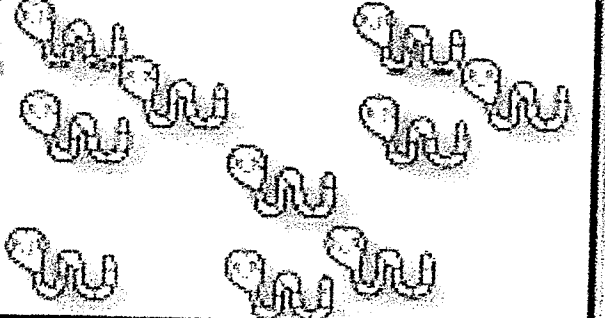


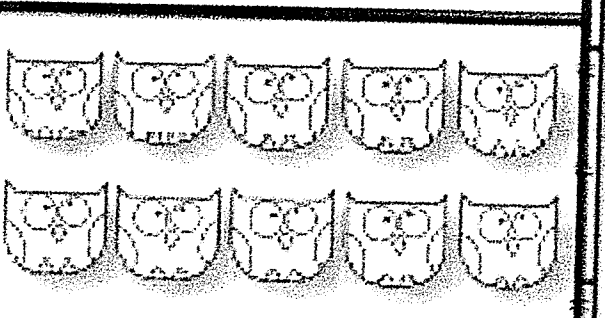
	
	
	

How many groups of 10 ones did you circle? \_\_\_\_\_

KCC1,2, 4a, 4b, 4c,5: I can count objects into piles of 10.

Name \_\_\_\_\_ **More Practice...5.1**

Color the groups that have 10 things.

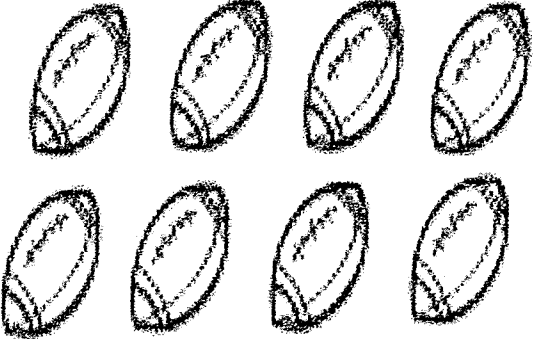

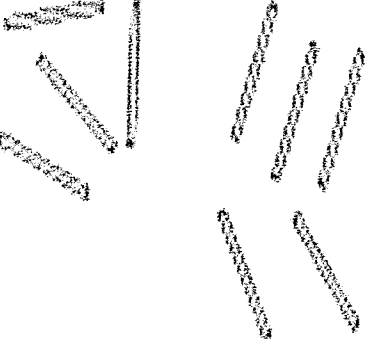
	
	
	
	

# Exit Ticket 5.1

Name \_\_\_\_\_

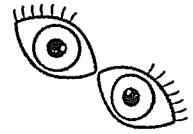
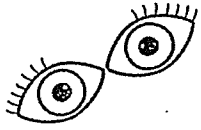
Date \_\_\_\_\_

Circle the groups that have 10 things.

	
	<input data-bbox="917 1459 1047 1648" type="text"/>

How many times did you count 10 things?

WHAT I  
NOTICED ABOUT  
NONFICTION



---

---

---

---

---

---

---

---




# Bee and Sheep

Bee and sheep  
got in their jeep.  
They drove all night  
and didn't sleep.

One wheel fell off  
and rolled away.  
They beeped the horn  
the rest of the way.

ee



KRF2: I can blend and match long ee words.

Trace	Write	Match
bee		
tree		
feet		
beet		
weed		
seed		


A vertical column of six images, each in its own box. From top to bottom: a bunch of asparagus, a radish, a globe, a bee, a tree, and a pair of feet.

KCC1,2, 4a, 4b, 4c,5: I can count 10 objects within counts of 10-20 and describe as 10 Ones and ---- ones.

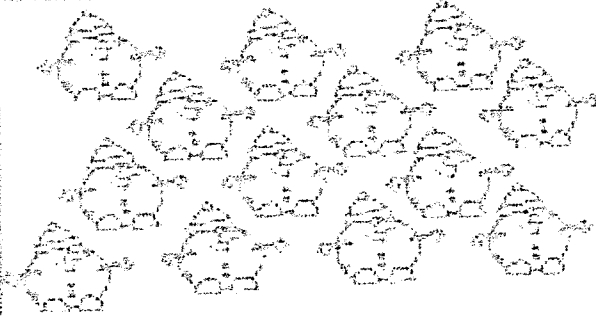
More Practice...5.2

Name \_\_\_\_\_


Color 10 in each group. Write your answers.




I have 10 ones and \_\_\_\_\_ ones.




I have 10 ones and \_\_\_\_\_ ones.




I have 10 ones and \_\_\_\_\_ ones.



I have 10 ones and \_\_\_\_\_ ones.



I have 10 ones and \_\_\_\_\_ ones.



I have 10 ones and \_\_\_\_\_ ones.

I have 10 apples and 3 apples. Draw my apples.

KCC1,2, 4a, 4b, 4c,5: I can count 10 objects within counts of 10-20 and describe as 10 Ones and ----ones.

# Exit Ticket 5.1


Name \_\_\_\_\_

Date \_\_\_\_\_

Circle the correct numbers that describe the pictures



10 ones and 3 ones



10 ones and 7 ones



10 ones and 8 ones

10 ones and 5 ones



10 ones and 10 ones



10 ones and 8 ones



10 ones and 4 ones




10 ones and 2 ones




KW7. I can identify the illustrations

# Who Lives on the Farm?



This Build-a-Word Book Belongs To:



I see a

--	--	--

on the farm.




I see a

--	--	--

on the farm.

Page 2




I see a

--	--	--

on the farm, too.

Page 3




I can see a

--	--	--	--

on the farm.

Page 1




And I can see a

--	--	--

too.

Page 5






I can see a big

--	--

on the farm.

Page 6




I see a

--	--	--

too.

Page 7




Look! I see a

--	--	--

on the farm.

Page 8




And I see a

--	--	--

too.

Page 9



I can see a

--	--	--	--	--

on the farm.

(Draw and label another farm animal)

And this is a

---

KRF2: I can blend and match long ea words.

Name: \_\_\_\_\_

**ea**

# Blend It! Trace It! Write It!



<p>m <u>ea</u> t</p> <p>• • •</p> <p>→</p>	<p>meat</p> <p>→</p>	<p>_____</p> <p>_____</p> <p>_____</p>	
<p>l <u>ea</u> f</p> <p>• • •</p> <p>→</p>	<p>leaf</p> <p>→</p>	<p>_____</p> <p>_____</p> <p>_____</p>	
<p>b <u>ea</u> d</p> <p>• • •</p> <p>→</p>	<p>bead</p> <p>→</p>	<p>_____</p> <p>_____</p> <p>_____</p>	
<p>t <u>ea</u></p> <p>• •</p> <p>→</p>	<p>tea</p> <p>→</p>	<p>_____</p> <p>_____</p> <p>_____</p>	



KRF2: I can blend and match long ea words.

Trace	Write	Match
bead		
lean		
sea		
leaf		
peas		
peace		


A vertical column of six images, each enclosed in a dashed-line box. From top to bottom: a peace symbol, a seal, a leaf, a pea pod, a person, and a pea.

KCC1,2, 4a, 4b, 4c,5: I can count 10 objects within counts of 10-20 and describe as 10 ones and ----ones.


More Practice...5.3

Name \_\_\_\_\_

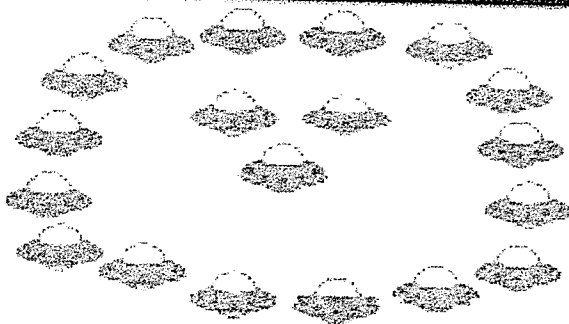
Color 10 in each group. Write your answers.



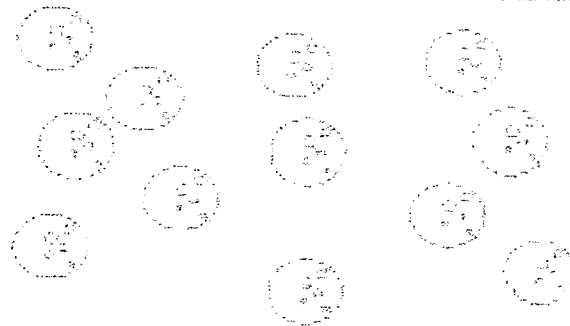
I have 10 ones and \_\_\_\_\_ ones.



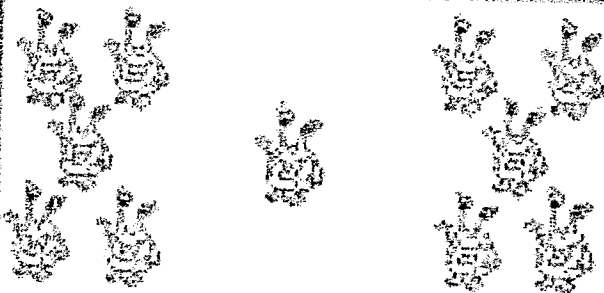
I have 10 ones and \_\_\_\_\_ ones.




I have 10 ones and \_\_\_\_\_ ones.



I have 10 ones and \_\_\_\_\_ ones.



I have \_\_\_\_\_ ones and \_\_\_\_\_ ones.



I have \_\_\_\_\_ ones and \_\_\_\_\_ ones.

Date: 5—12-2021

KCC1,2, 4a, 4b, 4c,5: I can count 10 objects within counts of 10-20 and describe as 10 ones and ----ones .


# Exit Ticket 5.3

Name \_\_\_\_\_

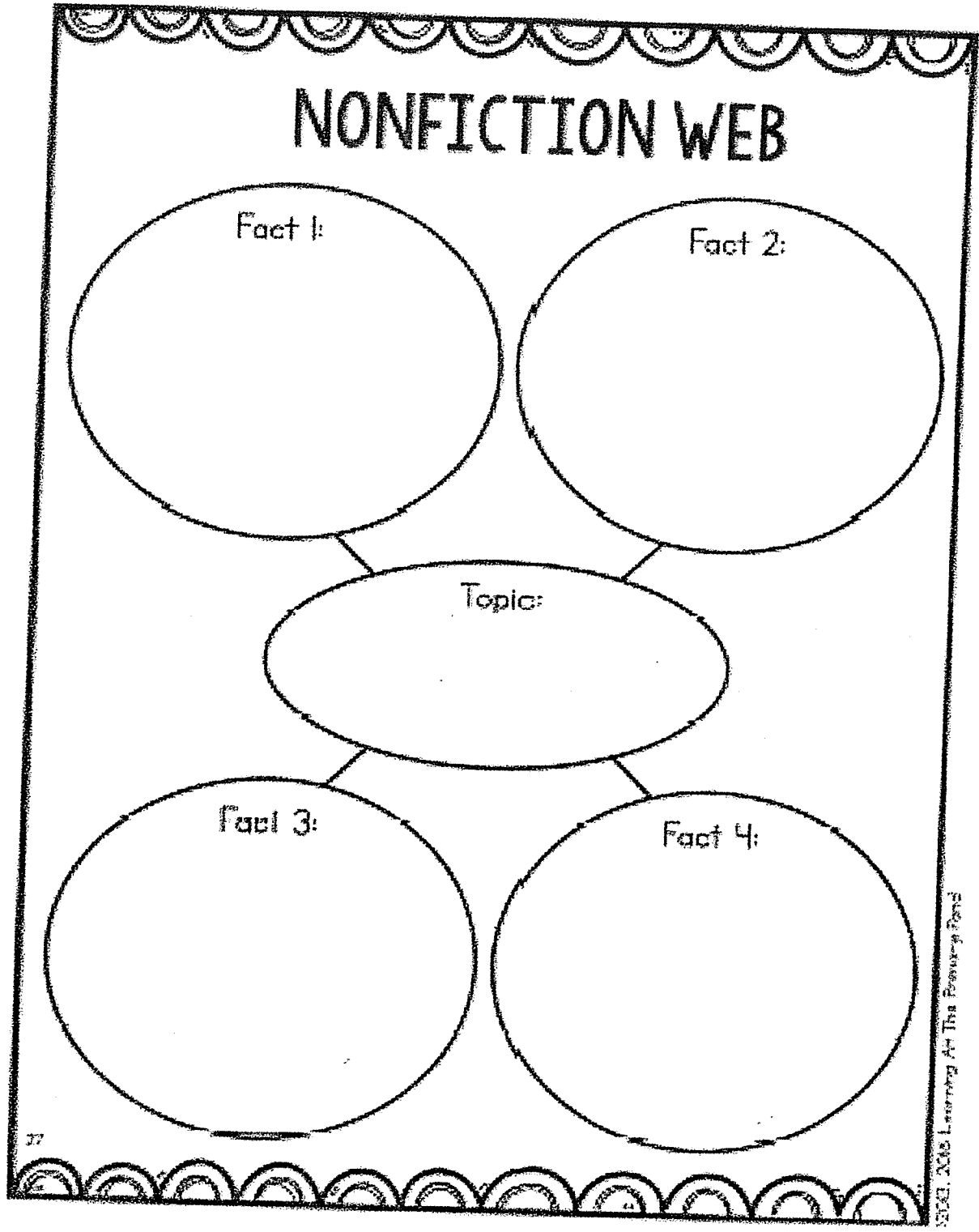
Date \_\_\_\_\_

Circle 10 ones.

Draw 10 ones and 6 ones.

	
--	--

KW2: I can use a graphic organizer to choose a topic and supply 3 facts.



©2001, 2005 Learning At The Primary Pond



KR2: I can recall and write story details.

# When It Starts to Snow

Name:


When it starts to  
snow goes:

NAME \_\_\_\_\_

**e a** makes the long  
e sound like bee



# **e a** Vowel Team



Read and  
Highlight  
the

**e a**  
Words

Mom said I had to clean my room. I picked up my heap of jeans. I put away my toys. I put each book in its place. I made my bed. Now my room is nice and neat.

Write  
the

**e a**  
Words

Handwriting practice lines consisting of three sets of horizontal lines (top, dashed middle, bottom) for writing words.

Draw the **e a** Words

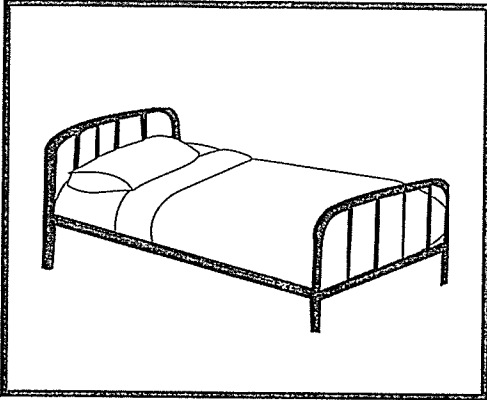
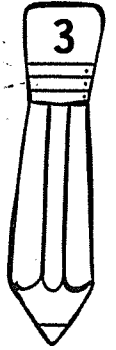
NAME \_\_\_\_\_

# e a Vowel Team


Directions: Say the word in the picture. Write the word in the boxes. Use the word bank for help.

WORD BANK


tea	heap
bean	neat
lean	read




--	--	--	--




--	--	--	--




--	--	--	--



--	--	--	--



--	--	--





















--	--	--	--

KCC1,2, 4a, 4b, 4c,5: I can count object the say ten way to 19 and put them in piles of 10.

# Lesson 5 Fluency Template 2

Circle 10.

Name \_\_\_\_\_


KCC1,2, 4a, 4b, 4c,5: I can count object the say ten way to 19 and put them in piles of 10.

More Practice...5.4

Name \_\_\_\_\_

Dot each number on the ten frames using Q-tips and paint. Or color if your teacher prefers.


5





10 5


7





10 7


3





10 3


9





10 9


6





10 6

2





10 2

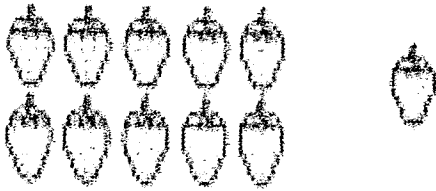
KCC1,2, 4a, 4b, 4c,5: I can count object the say ten way to 19 and put them in piles of 10.

# Exit Ticket 5.4


Name \_\_\_\_\_

Date \_\_\_\_\_


Count and write how many the Say Ten way.



10 \_\_\_\_\_

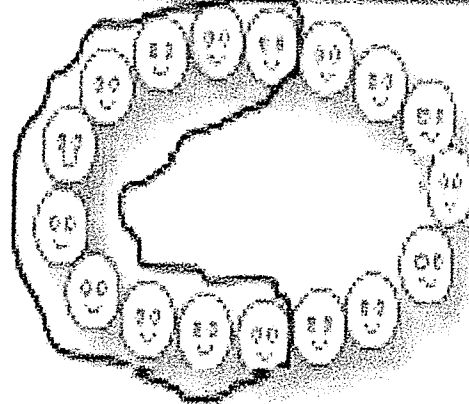


10 \_\_\_\_\_



\_\_\_\_\_

\_\_\_\_\_



\_\_\_\_\_

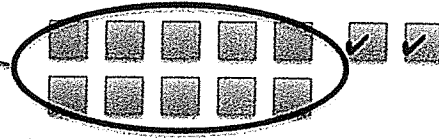
\_\_\_\_\_



Name \_\_\_\_\_

Date \_\_\_\_\_


Ten two  
10 2




Circle 10 things. Touch and count the Say Ten way. Count your 10 ones first. Put a check over the loose ones. Draw a line to match the number.




Ten one  
10 1



Ten seven  
10 7




Ten three  
10 3



Ten four  
10 4

Two ten  
10 10



Ten eight  
10 8



Name \_\_\_\_\_

Date \_\_\_\_\_

Write and whisper the missing numbers.

Count the Say Ten way from 11 to 20.

<u>10</u> and <u>1</u>	<u>10</u> and <u>2</u>	<u>10</u> and ____	<u>10</u> and <u>4</u>	<u>10</u> and ____
<u>10</u> and <u>6</u>	____ and ____	____ and ____	____ and ____	<u>10</u> and <u>10</u>

## "Ea" "Ee" Poem

To the tune "The Wheel on the Bus"

The seal in the sea dives deep deep deep  
deep deep deep  
deep deep deep

The seal in the sea dives deep deep deep  
close to the beach

The queen full of cheese asks for tea tea tea  
tea tea tea  
tea tea tea

The queen full of cheese asks for tea tea tea  
and slippers for her feet

The wheel on the jeep goes beep beep beep  
beep beep beep  
beep beep beep

The wheel on the jeep goes beep beep beep  
all across the street

"ea"


"ee"

Handwriting practice lines for the digraph "ea". Each row consists of a solid top line, a dashed middle line, and a solid bottom line. There are 15 rows of these lines provided for practice.

Handwriting practice lines for the digraph "ee". Each row consists of a solid top line, a dashed middle line, and a solid bottom line. There are 15 rows of these lines provided for practice.

# Long Vowel Teams

Write the Word Pages



\_\_\_\_\_

-----

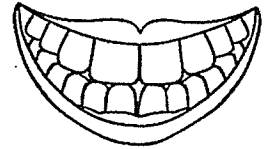
\_\_\_\_\_



\_\_\_\_\_

-----

\_\_\_\_\_



\_\_\_\_\_

-----

\_\_\_\_\_



\_\_\_\_\_

-----

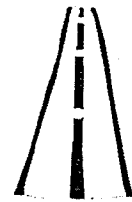
\_\_\_\_\_



\_\_\_\_\_

-----

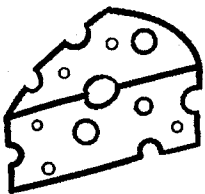
\_\_\_\_\_



\_\_\_\_\_

-----

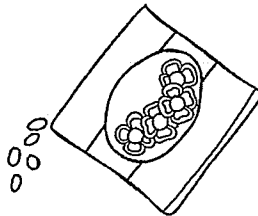
\_\_\_\_\_



\_\_\_\_\_

-----


\_\_\_\_\_



\_\_\_\_\_

-----

\_\_\_\_\_



\_\_\_\_\_

-----

\_\_\_\_\_

©www.thisreadingmama.com

ee words

## Word Bank

green

tree

seeds

teeth

sheep

cheese

knee

street

sleep