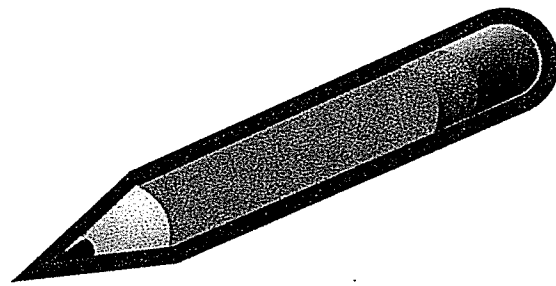


Kindergarten Work Packet Trimester 3



May 17th, 2021 – May 21st, 2021

Name: _____

Sight Words

why

who

they

KR9: I can make a text to self connection.

Name: _____

Story Title: _____

A large, empty rounded rectangular box with a thick black border, intended for a student to draw a picture related to their story.

A set of ten horizontal writing lines. Each line consists of a solid top line, a dashed midline, and a solid bottom line, providing a guide for letter height and placement.


spaces sight words capital letters punctuation

A Snail Surprise

I went to the beach
and came home with a snail!
What a surprise
I had found in my pail.

I can't keep him I thought
as I put him in the mail.
I sent him back to the beach
with a boat and a sail.

ai



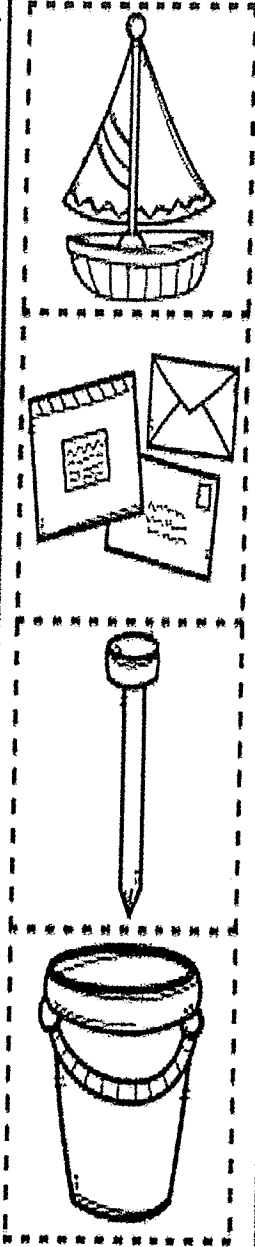
Name: _____

ai

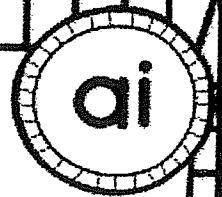
Blend It! Trace It! Write It!



m ai l • • •	mail →	<hr/> <hr style="border-top: 1px dashed;"/> <hr/>	
n ai l • • •	nail →	<hr/> <hr style="border-top: 1px dashed;"/> <hr/>	
s ai l • • •	sail →	<hr/> <hr style="border-top: 1px dashed;"/> <hr/>	
p ai t • • •	pat →	<hr/> <hr style="border-top: 1px dashed;"/> <hr/>	




Name _____



Phonics fun


Color. Read. Trace. Write.



sai _

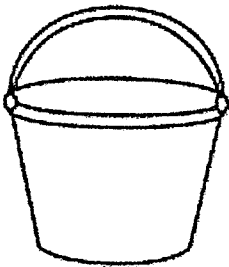


rai _




nai _

_____	_____	_____
_____	_____	_____
_____	_____	_____



pai _



mai _



tai _




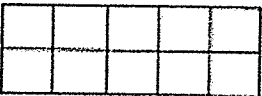


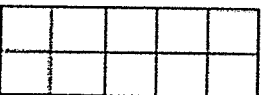
_____	_____	_____
_____	_____	_____
_____	_____	_____

KCC1,2, 3, 4a, 4b, 4c,5: I can write and draw teen numbers.

Name _____

More Practice... 5.6

Write and draw the number. Use your Hide Zero cards to help you.

 10 <div style="border: 1px solid black; width: 40px; height: 40px; margin-left: 20px; margin-top: 5px;"></div>  6 <div style="border: 1px solid black; width: 40px; height: 40px; margin-left: 20px; margin-top: 5px;"></div>	 <div style="border: 1px solid black; width: 40px; height: 40px; margin-left: 20px; margin-top: 5px;"></div>  3 <div style="border: 1px solid black; width: 40px; height: 40px; margin-left: 20px; margin-top: 5px;"></div>
<div style="border: 1px solid black; width: 40px; height: 40px; margin-bottom: 5px;"></div> 10 <div style="border: 1px solid black; width: 40px; height: 40px; margin-left: 20px; margin-top: 5px;"></div>  <div style="border: 1px solid black; width: 40px; height: 40px; margin-left: 20px; margin-top: 5px;"></div>	 <div style="border: 1px solid black; width: 40px; height: 40px; margin-left: 20px; margin-top: 5px;"></div>  5 <div style="border: 1px solid black; width: 40px; height: 40px; margin-left: 20px; margin-top: 5px;"></div>
<div style="border: 1px solid black; width: 40px; height: 40px; margin-bottom: 5px;"></div> 10 <div style="border: 1px solid black; width: 40px; height: 40px; margin-left: 20px; margin-top: 5px;"></div> <div style="border: 1px solid black; width: 40px; height: 40px; margin-bottom: 5px;"></div> 1 <div style="border: 1px solid black; width: 40px; height: 40px; margin-left: 20px; margin-top: 5px;"></div>	<div style="border: 1px solid black; width: 40px; height: 40px; margin-bottom: 5px;"></div> 10 <div style="border: 1px solid black; width: 40px; height: 40px; margin-left: 20px; margin-top: 5px;"></div> <div style="border: 1px solid black; width: 40px; height: 40px; margin-bottom: 5px;"></div> 4 <div style="border: 1px solid black; width: 40px; height: 40px; margin-left: 20px; margin-top: 5px;"></div>
<div style="border: 1px solid black; width: 40px; height: 40px; margin-bottom: 5px;"></div> 10 <div style="border: 1px solid black; width: 40px; height: 40px; margin-left: 20px; margin-top: 5px;"></div> <div style="border: 1px solid black; width: 40px; height: 40px; margin-bottom: 5px;"></div> 9 <div style="border: 1px solid black; width: 40px; height: 40px; margin-left: 20px; margin-top: 5px;"></div>	<div style="border: 1px solid black; width: 40px; height: 40px; margin-bottom: 5px;"></div> 10 <div style="border: 1px solid black; width: 40px; height: 40px; margin-left: 20px; margin-top: 5px;"></div> <div style="border: 1px solid black; width: 40px; height: 40px; margin-bottom: 5px;"></div> 7 <div style="border: 1px solid black; width: 40px; height: 40px; margin-left: 20px; margin-top: 5px;"></div>

KCC1,2, 3, 4a, 4b, 4c,5: I can write and draw
teen numbers.

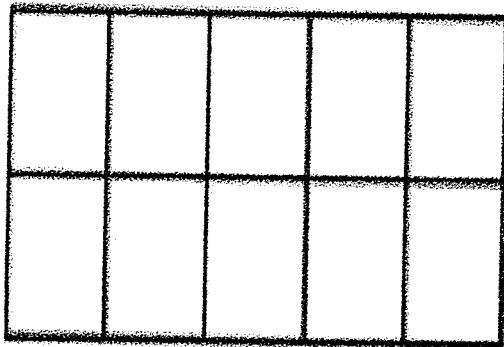
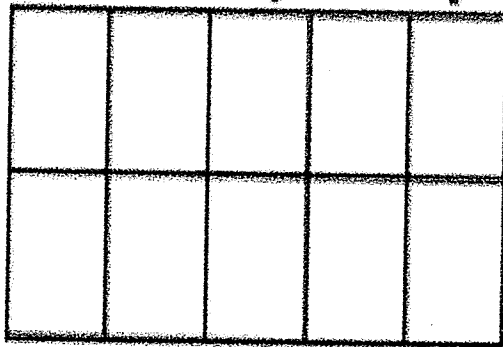
Exit Ticket 5.6

Name _____

Date _____


Draw the number shown on the Hide Zero Cards with a drawing in the ten-frame. Write the number below after the 0 is hidden.

Show the number again on the right with a count of 10 ones 4 ones. Circle the 10 ones.



10

4



Name: _____ Date: _____

Fact vs. Opinion

Read the statements below. Decide if they are a fact or an opinion.

Fact	Opinion

I love red boots.	Puppy's are the best pet.	My favorite color is yellow.
The summer is a hot season.	I think students are smarter than teachers.	Flowers bloom in the Spring.
The moon is in space.	There are 24 students in our class.	A square has 4 equal sides.

Date: 5-18-2021

KR1 I can ask and answer questions about
A given topic .

Name: _____

Date: _____

Topic: _____

KNOW

WONDER

LEARNED

I already know...

I wonder...

I learned...

Cory's Collaborative Classroom

KRF2: I can blend and read long ai and ay words.

ay

ai

hay



sail



pay



paint



play



pail



say



rain




KRF2: I can blend and read long ai words.

ai

Name: _____

The Snail



Gail the snail was very sad. She felt like she was too plain. "I know how to fix this!" she said in her brain. "I will stain my shell with paint!" Gail did not want to wait. She got a pail and started to paint. Oh no! It started to rain. The paint washed off. Gail the snail was plain again! 😊 😊 😊

① Why was Gail sad?

.....

② What did Gail do to her shell?

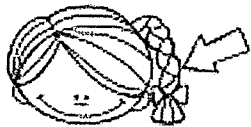






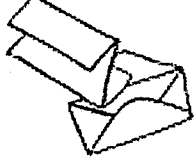

.....

③ At the end, why was Gail plain again?

.....

Long Vowel Teams

Write the Word Pages

 _____ _____ _____	 _____ _____ _____	 _____ _____ _____
 _____ _____ _____	 _____ _____ _____	 _____ _____ _____
 _____ _____ _____	 _____ _____ _____	 _____ _____ _____

©www.thisreadingmama.com

ai words

Word Bank

tail braid mail
paint train stain
brain pail rain

ai

paint rainy paint

chain prey lie ray paint

point chair tray train

fault train main pain

faint paint snail

pail paid bait mail

said paint paint

KCC1,2, 3, 4a, 4b, 4c,5: I can find the parts of numbers 10-20.

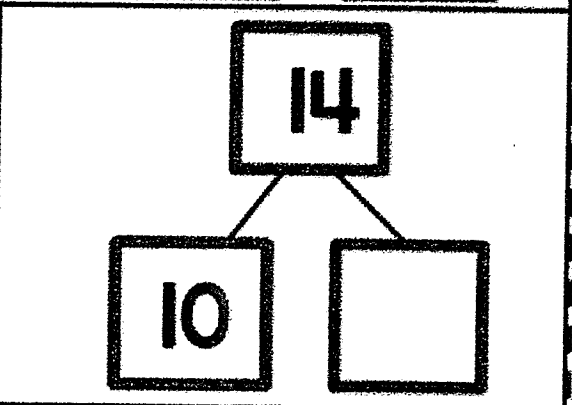


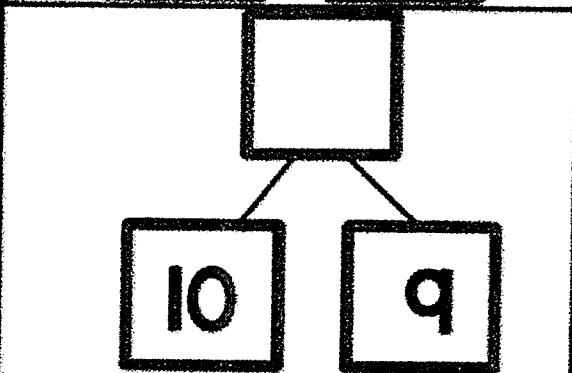
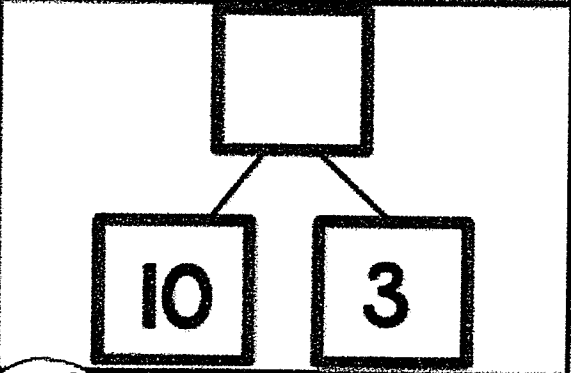
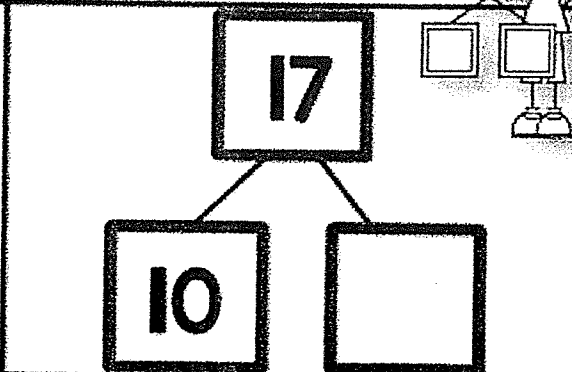
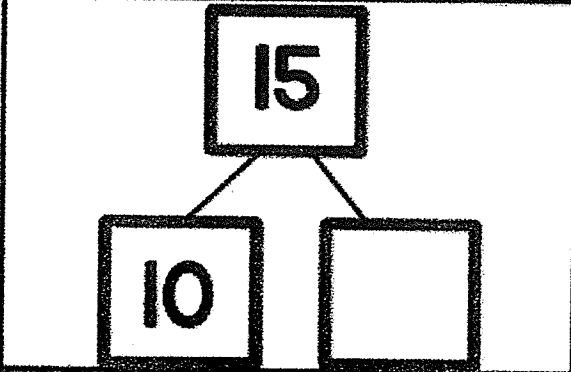

Lesson 7 Template

 18 10	 17 10	 16
 15 	 	
 12 	 11 	

KCC1,2, 3, 4a, 4b, 4c,5: I can find the parts of numbers 10-20.

More Practice 5.7

Name _____ Cut and glue.



- 13 7 10 5 4 19

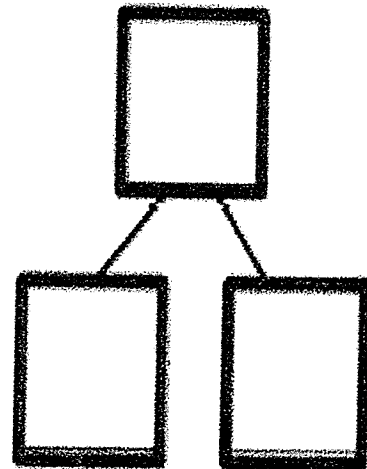
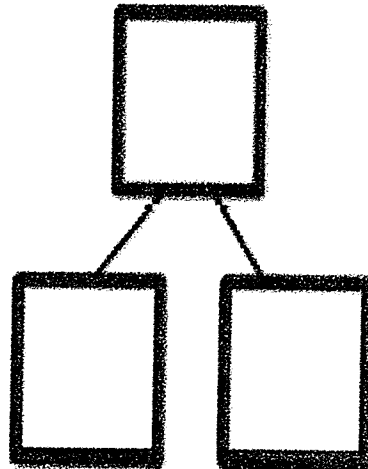
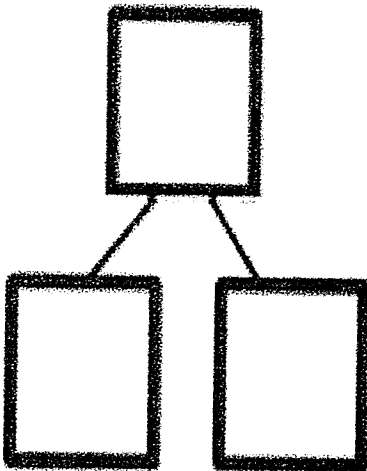
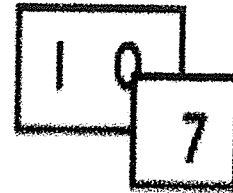

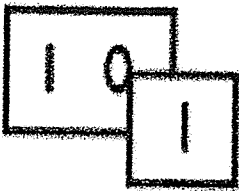
KCC1,2, 3, 4a, 4b, 4c,5: I can find the parts of numbers 10-20.

Exit Ticket 5.7

Name _____


Date _____

Look at the Hide Zero cards or the 5-group cards. Use your cards to show the number.
Write the number as a number bond.



K8: I can identify important information in the text.

ALL ABOUT MONKEYS



Where does this animal live?

What does this animal eat?

Write a fact about monkeys:

K8: I can identify important information in the text.

the MONKEY

HABITAT: trees, mountains, forests

DIET: eggs, fruit, nuts, insects, and leaves

SIZE: 6 inches - over 3 feet



FUN FACTS

* There are 264 different species of monkeys

* Monkeys can be very loud and heard over a mile away

* Monkeys can be very aggressive

* Some monkeys have an IQ over 170.

Jessica Trone

Name: _____

Date: _____

Lions

KNOW

I already know...



WONDER

I wonder...

LEARNED


I learned...

LIONS

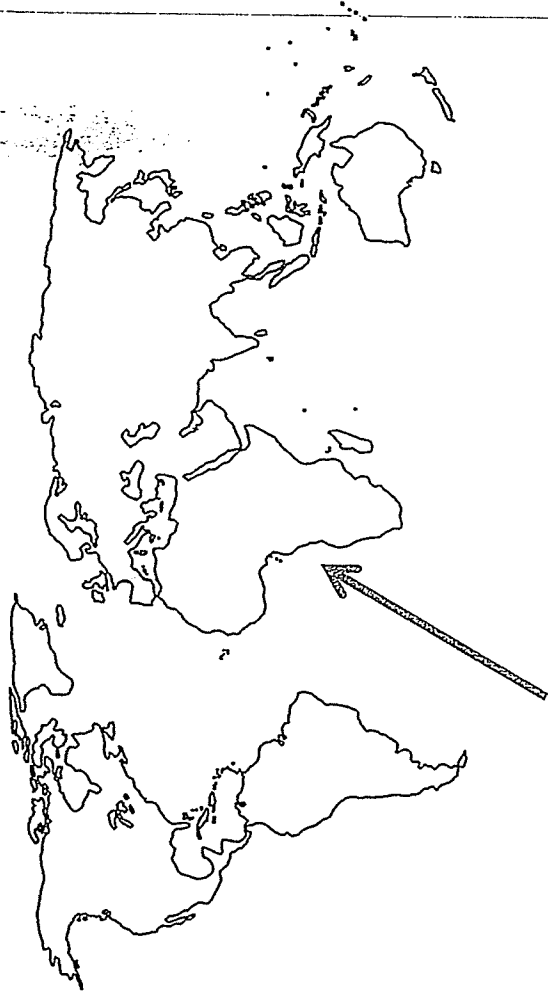


Lions are large cats. A group of lions is called a pride.

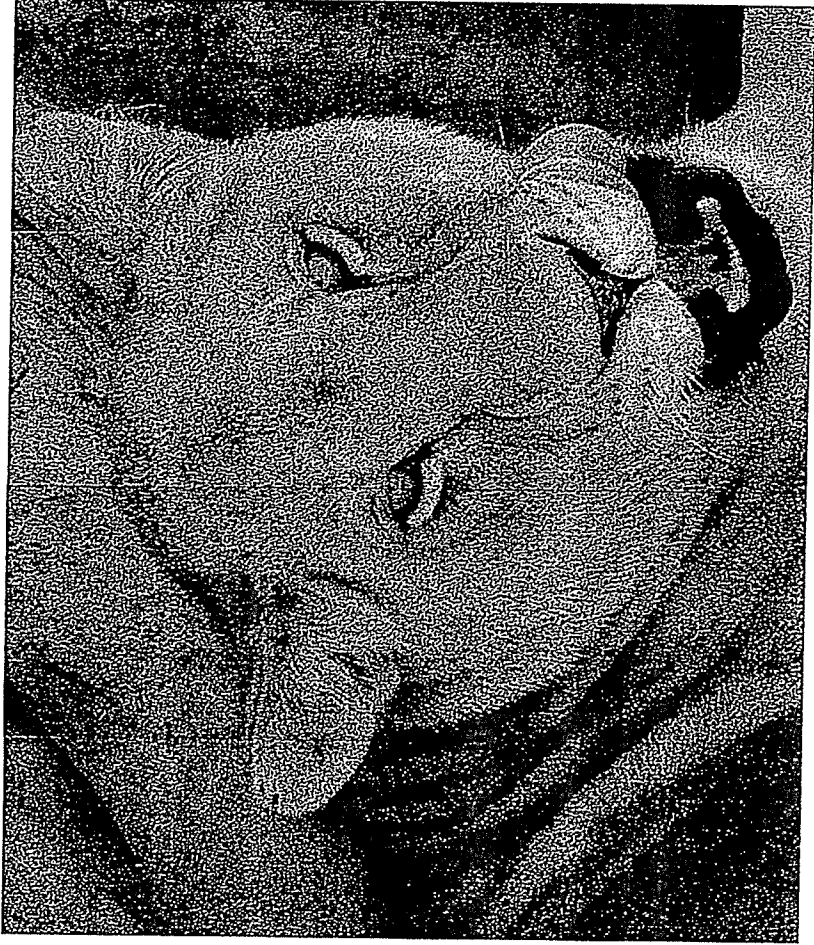
|



Lions have tan fur. Male lions have a mane. They are the only cat that has a mane. The older they get, the darker their mane gets!




Lions live in Africa. They roam the plains and savannahs in Africa. We also can see lions at a zoo.



A lion eats meat. The female lions go out to hunt for food at night. They hunt rabbits, buffalo, and many other animals.

Fun Fact!

When a lion walks, the heel of their foot never touches the ground!



Directions

1. Color and cut out the animal
2. Fill in the facts chart
3. Cut out the facts chart and glue it to the animal's feet (or next to the animal on a poster board)
4. Hang and display!



Gloomy Day

It was a gloomy day
and the sky was all gray.
I just wanted to lay
in my bed and stay.

I wished the clouds
would go up and away.
I prayed and I prayed
for some shiny sun rays!

-ay

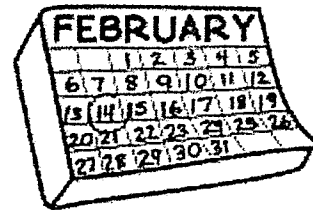
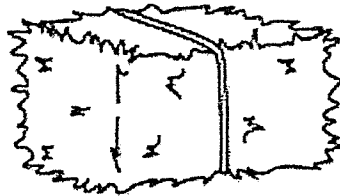



Name _____



Phonics fun


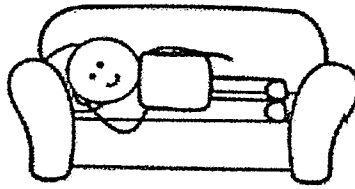

Color. Read. Trace. Write.



__ay

__ay

__ay



__ay

__ay

__ay

KRF2: I can blend and read long ay words.

Name: _____

ay

Blend It! Trace It! Write It!



r ay • •	ray →		
tr ay • •	tray →		
d ay • •	day →		
h ay • •	hay →		

↓

M	T	W	Th	F
Sun	Mon	Tue	Wed	Thu

→

→


→

KCC1,2, 3, 4a, 4b, 4c,5: I can write and draw teen numbers

Teen Numbers

Name _____

Draw the 5-group way to show each number.



14

19

17

12

15

13

KCC1,2, 3, 4a, 4b, 4c,5: I can write and draw teen numbers.

Exit Ticket 5.8

Name _____

Date _____

Use your materials to show the number as 10 ones and some more ones. Use your 5-groups way of drawing.

	16
--	-----------

Use your cubes to show the number. Then, color in the cubes to match the number.

12



©Keeping My Kids Busy 2008 keepmykidsbusy.com

Lion

Lions **are** large mammals in the cat family.


They **can** run fast and jump high.

Lions **have** sharp teeth.

They **eat** antelope, zebra and other animals.

They **live** in Africa and Asia.

Lions **like** to take naps, hunt and play.



Name _____

Start with a capital **A**

Finger spaces



Punctuation . ? !

lions are

lions can

lions have

lions eat

lions live

lions like

Name: _____

Date: _____

Elephants

KNOW

I already know...


WONDER

I wonder...

LEARNED

I learned...

Elephants



Elephants are mammals.
They are the largest land
mammal on earth.
Elephants can weigh up to
8 tons!



Elephants eat roots, leaves, grasses, and fruits. They also use their long trunk to drink lots of water.

2

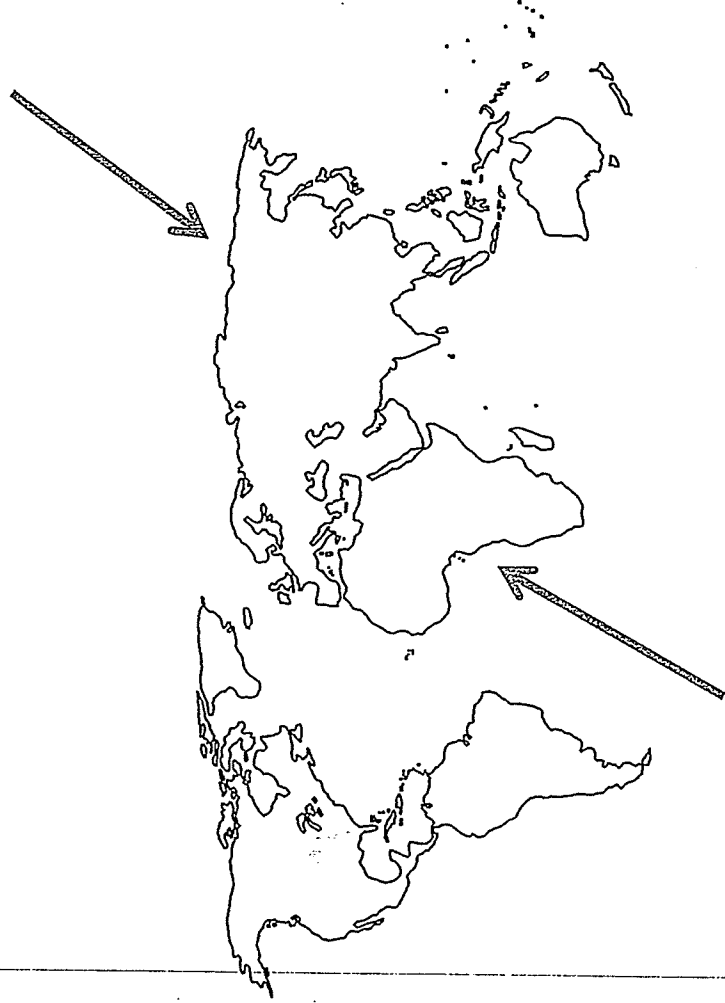



An elephant's trunk is very helpful. They use it to bathe, to pick up objects, and to move their babies. They also use their trunk to make a loud trumpeting noise when danger is near.

3

Fun Fact!


One elephant can eat 300 pounds of food in one day!



Elephants live in Asia and Africa, although we can also see them at the zoo.

Directions

1. Color and cut out the animal
2. Fill in the facts chart
3. Cut out the facts chart and glue it to the animal's feet (or next to the animal on a poster board)
5. Hang and display!



ay

Name: _____


A Day to Play

It was a nice day in May. Lily wanted to play outside. "Oh no!" she said. The sky looked gray.

Lily wanted the clouds to go away.

She had to stay inside and play. She got a tray and played with clay. Soon, Lily could see the sun's rays!

She ran outside and started to play!



① What month was it in *A Day to Play*?

② What did Lily want?


③ When Lily was inside, what did she play with?

Name _____


ay

I Can Read!


hay




tray




ray




play




say




day



x-ray



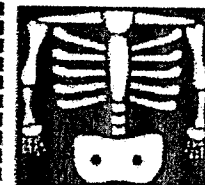


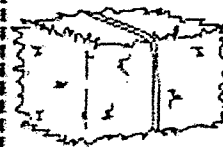


lay



© Miss Giraffe

Read the words.

Match the picture to the word.



ay

tree grey

fry

tray

leaf pain jaw

blue

clay main stay sauce

paws draw coin yawn

ray

pray haul

relay away always

chain maybe vault shawl say


© 2015 by Linda Ward Beech, Scholastic Teaching Resources


KCC1,2, 3, 4a, 4b, 4c,5: I can write and draw teen numbers.


More Practice...5.9


Name _____


Dot each number on the ten frames using Q-tips and paint. Or color if your teacher prefers. Show your numbers with your Hide Zero Cards.














Exit Ticket 5.9


Name _____ Date _____

Show the number by filling in the 10-frames with circles.

15	19																														
<table border="1"><tr><td></td><td></td></tr><tr><td></td><td></td></tr><tr><td></td><td></td></tr><tr><td></td><td></td></tr><tr><td></td><td></td></tr></table>											<table border="1"><tr><td></td><td></td><td></td><td></td><td></td></tr><tr><td></td><td></td><td></td><td></td><td></td></tr><tr><td></td><td></td><td></td><td></td><td></td></tr><tr><td></td><td></td><td></td><td></td><td></td></tr></table>																				

Draw circles to show the number. Circle 10 ones.

18	14



©Keeping My Kiddo Busy 2018 keepmykiddobusy.com

Elephant

Elephants **are** the largest land animal.

They **can** be very smart and silly.

Elephants **have** long trunks.

They **eat** up to 300 pounds of food each day.

Elephants **live** in groups called herds.

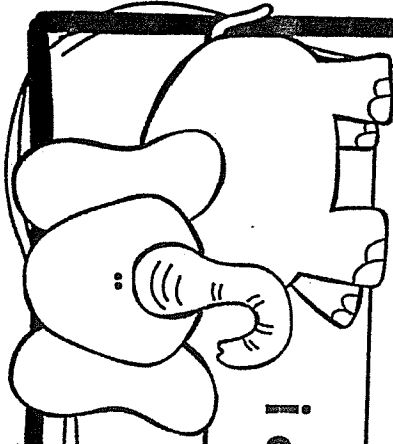
Elephants **like** to play in water.

Name _____

Start with a capital **A**

Finger spaces 

Punctuation . ? !



Elephants are

Elephants can

Elephants move

Elephants eat


Elephants live

Elephants like

Date: 5—21-2021

KW9: I can make a self to text connection.

Name: _____ Story Title: _____



Handwriting practice lines consisting of ten sets of three horizontal lines: a solid top line, a dashed middle line, and a solid bottom line.

spaces sight words capital letters punctuation

KCC1,2, 3, 4a, 4b, 4c,5: I can write and draw teen numbers.

What's My Number?


More Practice... 5.10

Name _____


Color to make the number. Show by coloring 10 ones above and the extra ones below.



— ○ ○ ○ ○ ○ ○ ○ ○ ○ ○ —
— ○ ○ ○ ○ ○ ○ ○ ○ ○ ○ —



— ○ ○ ○ ○ ○ ○ ○ ○ ○ ○ —
— ○ ○ ○ ○ ○ ○ ○ ○ ○ ○ —




— ○ ○ ○ ○ ○ ○ ○ ○ ○ ○ —
— ○ ○ ○ ○ ○ ○ ○ ○ ○ ○ —



— ○ ○ ○ ○ ○ ○ ○ ○ ○ ○ —
— ○ ○ ○ ○ ○ ○ ○ ○ ○ ○ —



— ○ ○ ○ ○ ○ ○ ○ ○ ○ ○ —
— ○ ○ ○ ○ ○ ○ ○ ○ ○ ○ —



— ○ ○ ○ ○ ○ ○ ○ ○ ○ ○ —
— ○ ○ ○ ○ ○ ○ ○ ○ ○ ○ —

KCC1,2, 3, 4a, 4b, 4c,5: I can write and draw teen numbers.

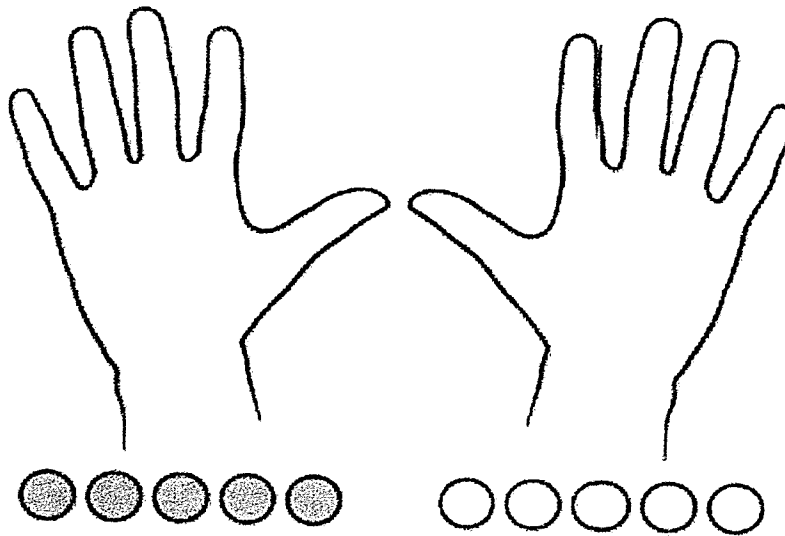
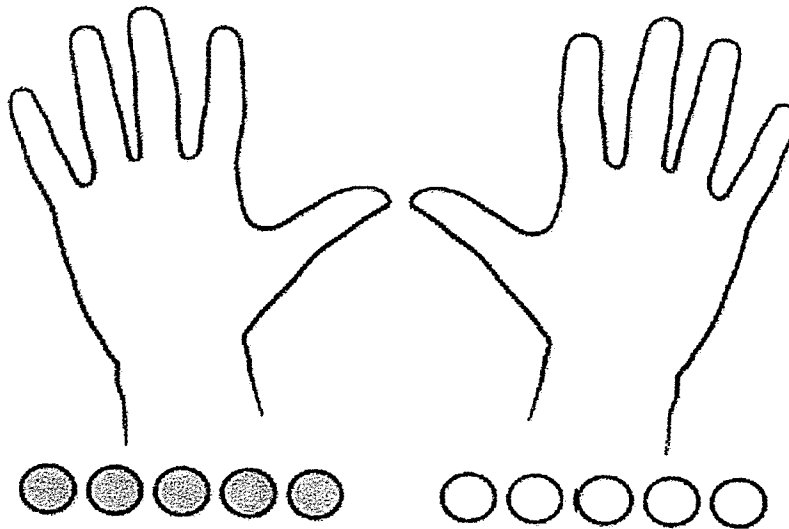
Color and show 18

NYS COMMON CORE MATHEMATICS CURRICULUM

Lesson 10 Problem Set

Name _____

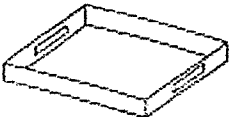
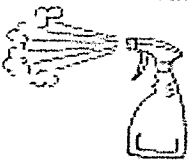







Date _____



KRF2: I can blend and read long ay and ai words.

Long Vowel Teams

Write the Word Pages

 _____ _____ _____	 _____ _____ _____	 _____ _____ _____
 _____ _____ _____	 _____ _____ _____	 _____ _____ _____
 _____ _____ _____	 _____ _____ _____	 _____ _____ _____

©www.thisreadingmama.com

by words

Word Bank

stray

hay

spray

play

stay

tray

day

way


sway

Name _____


ai

I Can Read!


rain




sail




paint




quail




mail




snail



train



tail



© Miss Giraffe

Read the words.

Match the picture to the word.

