


# Kindergarten Work Packet Trimester 3



June 1<sup>st</sup> , 2021 – June 4<sup>th</sup> , 2021

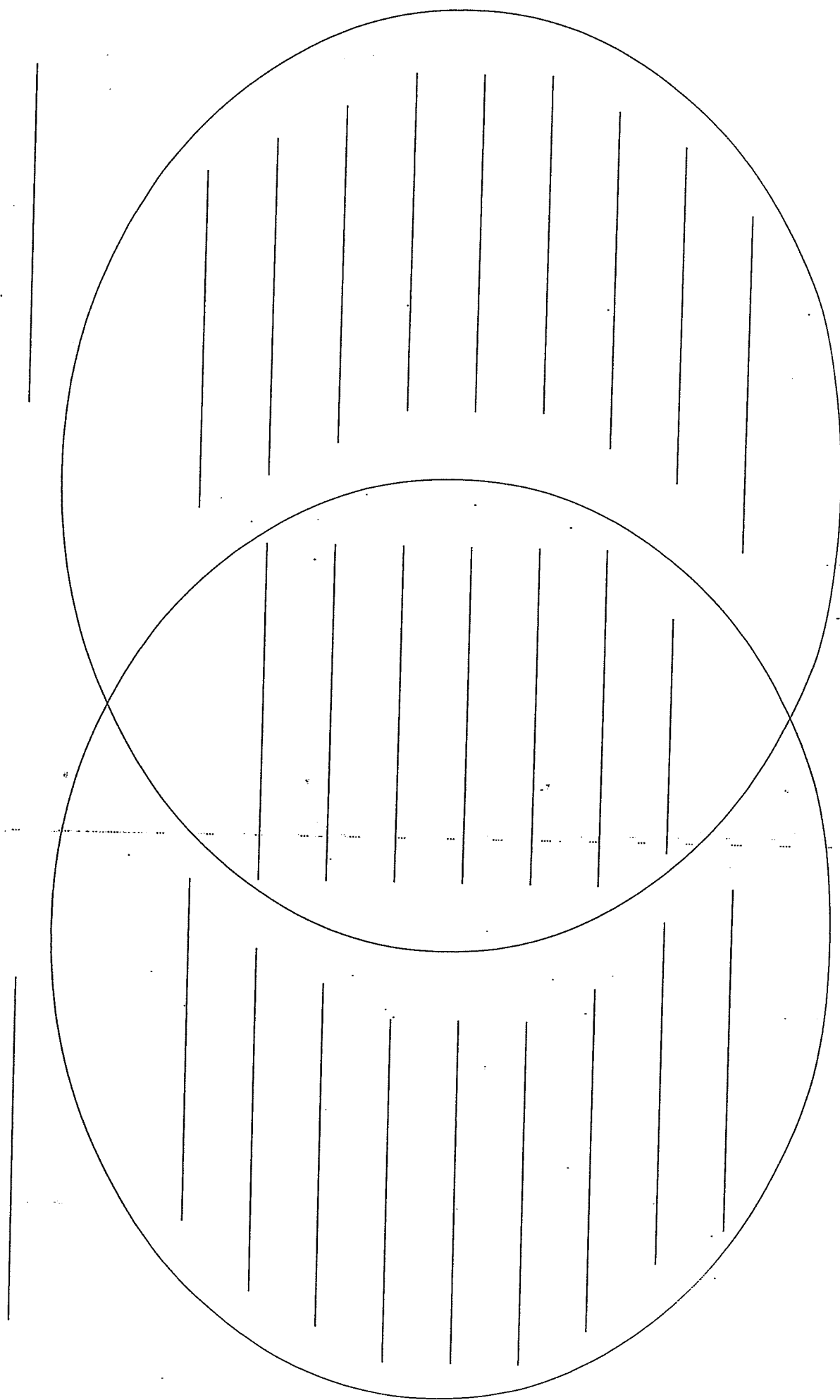
Name: \_\_\_\_\_

Sight Words

here

some

with



Name \_\_\_\_\_


SHORT  
a

## Sad to Glad

There once was a lad  
who was very sad.  
He was sad because  
he missed his dad.

His dad was sad  
because he had  
to work far away  
and he felt bad.

The lad was glad  
when he saw his dad.  
It was the best day  
that he ever had!



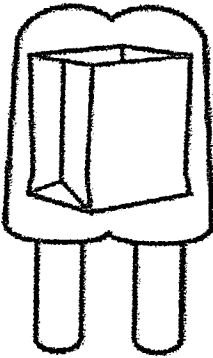
Copyright 2013 by Jillian Starr

# CVC Write

Circle the word that matches the picture and write it on the line.



Short 'A' Words

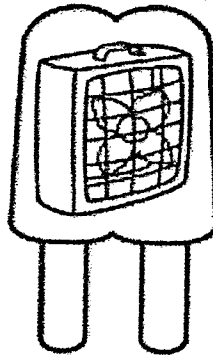


paz	bag
fap	mas

\_\_\_\_\_

-----

\_\_\_\_\_




saj	bax
fan	nad

\_\_\_\_\_

-----

\_\_\_\_\_




sat	vam
naf	zad

\_\_\_\_\_

-----

\_\_\_\_\_




qag	cab
tam	daw

\_\_\_\_\_

-----

\_\_\_\_\_




taz	pab
baf	sad

\_\_\_\_\_

-----

\_\_\_\_\_



cat	waq
mab	lar

\_\_\_\_\_

-----

\_\_\_\_\_

Copyright © Tasci Press

Name: \_\_\_\_\_

# SIMPLE SENTENCES

I can read, build and write simple sentences.



cat



hat



bat




rat



I see a cat.



I see a hat.



--	--	--	--



\_\_\_\_\_

\_\_\_\_\_

\_\_\_\_\_


© Little Achievers

see I a bat.

Name \_\_\_\_\_


# Module 5 Topic

1. Write and draw the number.



10

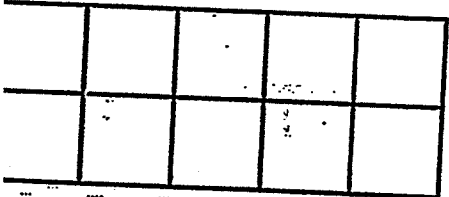
6



10

4

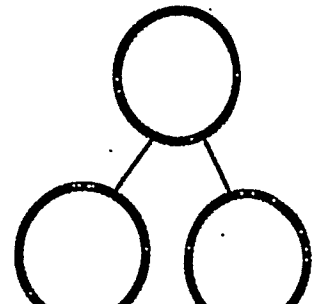
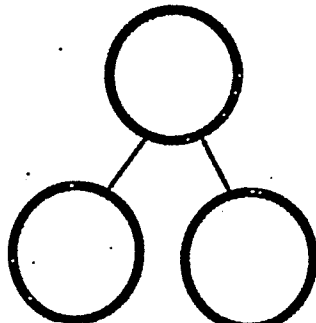
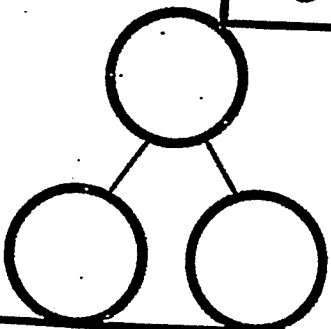
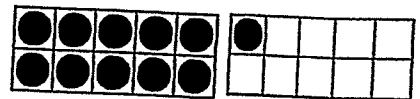
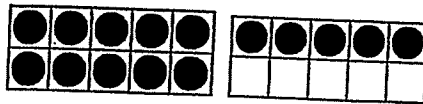
2. Draw the number shown on the Hide Zero cards with a drawing in the ten-frame. Write the number again on the right with a count of 10 ones and 7 ones. Circle the 10 ones.



10 7

Look at the Hide Zero cards or the 5-group cards. Use your cards to show the number. Write the number as a number bond.

10 3




# Module 5 Topic


Name \_\_\_\_\_

Date \_\_\_\_\_

Count and write how many.




Count the objects. Draw dots to show the same number on the double 10-frames.



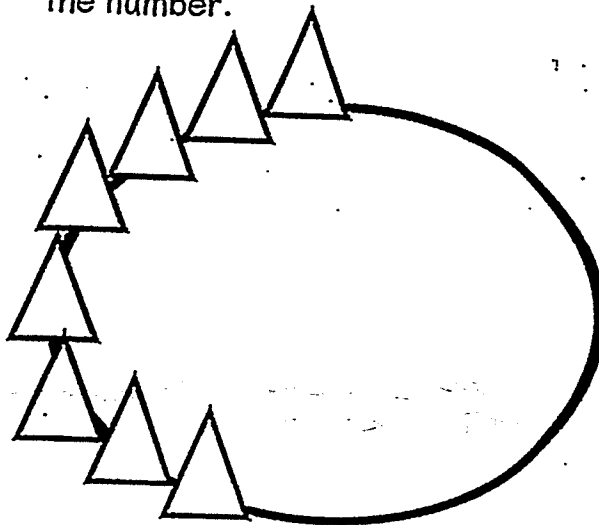


In the space below, draw 16 circles in rows.

Count the objects. Write the number.



Count and draw more shapes to match the number.



15



Date: 6-1-2021

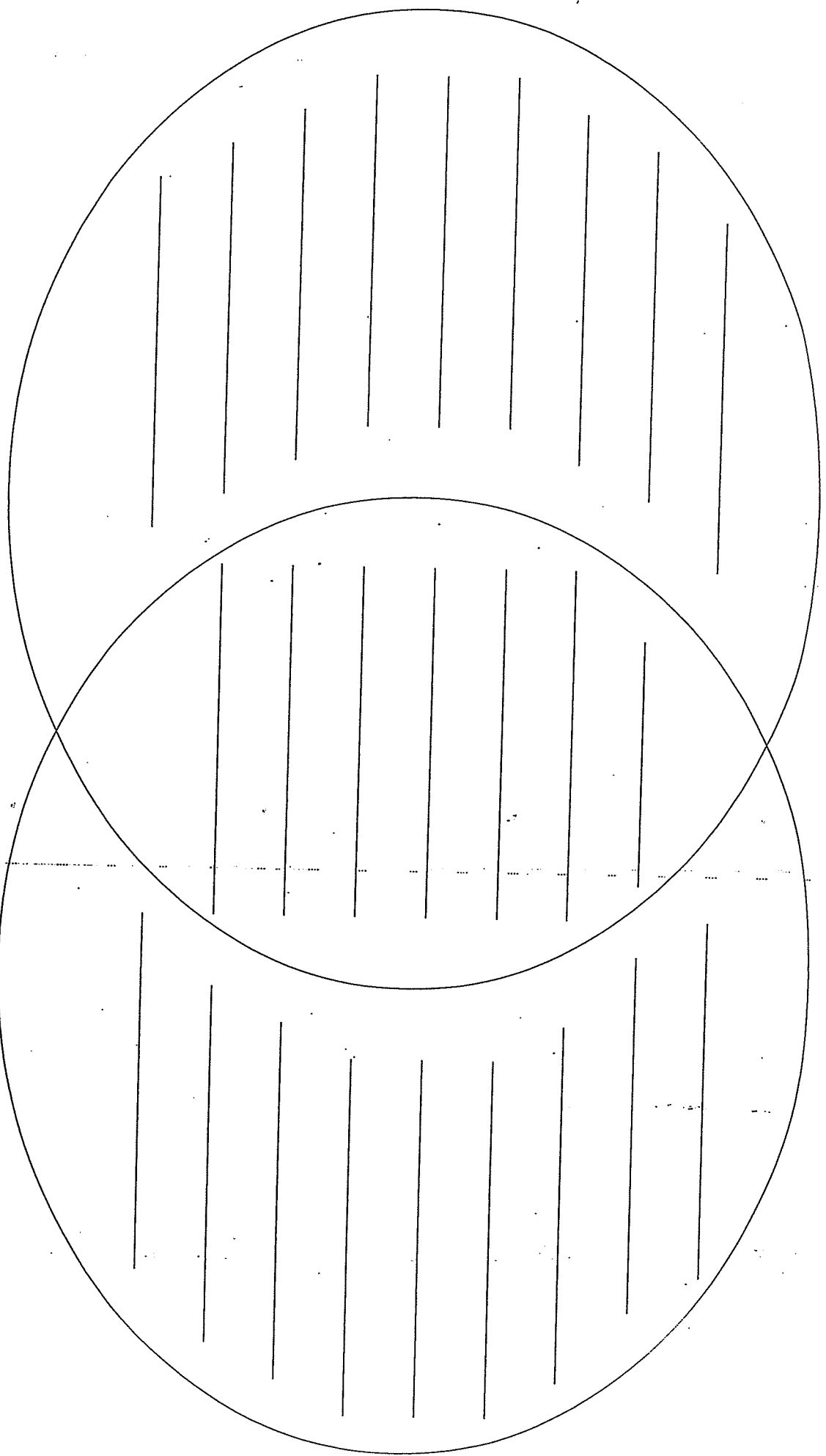
**KW3: I can draw and write about first grade.**

Name:

When I go to

first grade I will

\_\_\_\_\_



\_\_\_\_\_

Name \_\_\_\_\_

SHORT




## Frogs on a Log

Three little frogs  
sat on a log  
near their home  
in the big, smelly bog.


Through the fog  
came a very big dog.  
His tail wagged  
and he started to jog.

This scared the frogs  
until the dog  
licked them and smiled.  
He was a very kind dog.






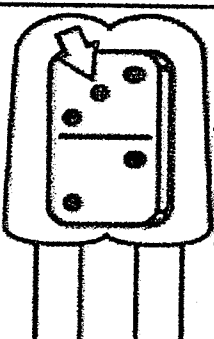


Copyright 2013 by Jilian Starr

# CVC Write



Short 'O' Words

Circle the word that matches the picture and write it on the line.

	<table border="1" style="width: 100%; border-collapse: collapse;"> <tr> <td style="padding: 5px;">mor</td> <td style="padding: 5px;">gop</td> </tr> <tr> <td style="padding: 5px;">dog</td> <td style="padding: 5px;">foz</td> </tr> </table>	mor	gop	dog	foz		<table border="1" style="width: 100%; border-collapse: collapse;"> <tr> <td style="padding: 5px;">zob</td> <td style="padding: 5px;">cop</td> </tr> <tr> <td style="padding: 5px;">bot</td> <td style="padding: 5px;">nof</td> </tr> </table>	zob	cop	bot	nof
mor	gop										
dog	foz										
zob	cop										
bot	nof										
	<table border="1" style="width: 100%; border-collapse: collapse;"> <tr> <td style="padding: 5px;">mos</td> <td style="padding: 5px;">zoc</td> </tr> <tr> <td style="padding: 5px;">fox</td> <td style="padding: 5px;">nop</td> </tr> </table>	mos	zoc	fox	nop		<table border="1" style="width: 100%; border-collapse: collapse;"> <tr> <td style="padding: 5px;">sop</td> <td style="padding: 5px;">vom</td> </tr> <tr> <td style="padding: 5px;">gox</td> <td style="padding: 5px;">dot</td> </tr> </table>	sop	vom	gox	dot
mos	zoc										
fox	nop										
sop	vom										
gox	dot										
	<table border="1" style="width: 100%; border-collapse: collapse;"> <tr> <td style="padding: 5px;">mop</td> <td style="padding: 5px;">yod</td> </tr> <tr> <td style="padding: 5px;">foq</td> <td style="padding: 5px;">rol</td> </tr> </table>	mop	yod	foq	rol		<table border="1" style="width: 100%; border-collapse: collapse;"> <tr> <td style="padding: 5px;">wof</td> <td style="padding: 5px;">sob</td> </tr> <tr> <td style="padding: 5px;">poz</td> <td style="padding: 5px;">roq</td> </tr> </table>	wof	sob	poz	roq
mop	yod										
foq	rol										
wof	sob										
poz	roq										

Name: \_\_\_\_\_

# SIMPLE SENTENCES

I can read, build and write simple sentences.



dog



job



pot



box



She has a dog.



She has a job



--	--	--	--



\_\_\_\_\_

-----


\_\_\_\_\_

© Little Adams

pot. She has a

5.15

# Count by 10



Name \_\_\_\_\_

Trace each teen number, then cut  
and glue the numbers in the correct  
order at the bottom of the page.

10	20	30	40	50
60	70	80	90	100


80	40	10	60	20
30	100	90	70	50


Kcc1, 2, 3, 4c, 5, KNBT1, 1NBT: I can count by 10;s to 100.

5.15

# Count Down!

Name \_\_\_\_\_

Help Rachel Robot reach her pizza at the bottom of the steps by counting from 10 to 100. Write the numbers on each step. Write each number the Say Ten Way as well.



ten












Kcc1, 2, 3, 4c, 5, KNBT1, 1NBT: I can count by 10;s to 100.

# Exit Ticket 5.15

Name \_\_\_\_\_

Date \_\_\_\_\_

Count up and down by 10. Write the numbers.

	10
	
	
	
	
	40
	
	
	

Count down and up by 10 the Say Ten way.

↓	100	10 tens
↓	90	tens
↓	80	tens
↓	70	7 tens
↓	60	tens

↑	50	tens
↑	40	4 tens
↑	30	tens
↑	20	tens
↑	10	1 ten



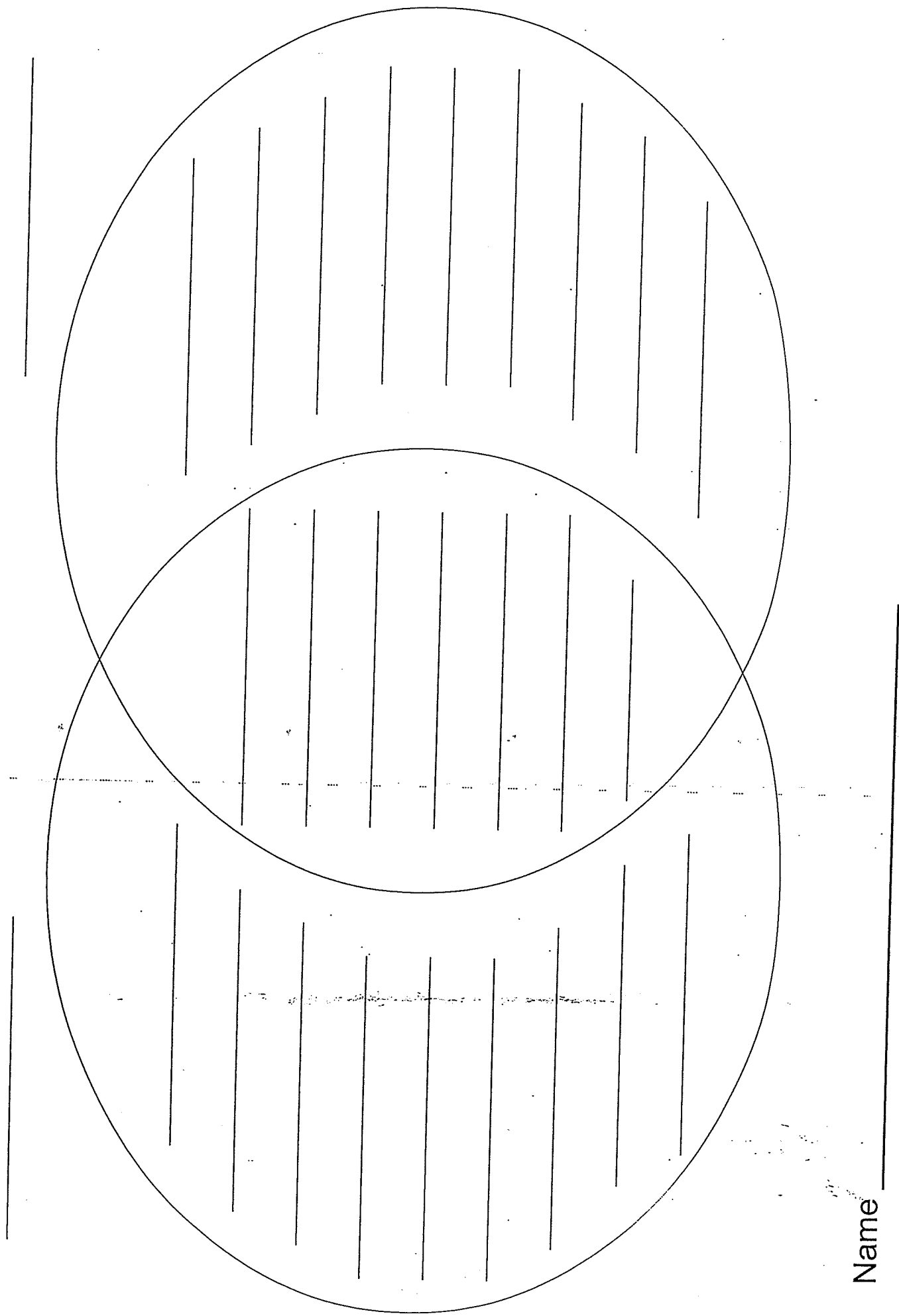
Date: 6-2-2021

KW3: I can draw and write about being a princess.

Name:

If I were a

princess,



Name \_\_\_\_\_

SHORT

e

## My Pet Zet

I always get wet  
when I play with my pet.  
My pet is a fish  
and I named him Zet.

He swims fast like a jet  
and I would bet  
that he could beat  
every fish that I've met.

He is the best pet  
that a kid can get.  
I love Zet a lot.  
He is my best friend yet!




Copyright 2013 by Jillian Starr

# CVC Write

Circle the word that matches the picture and write it on the line.



Short 'E' Words




yeb    sep

rec    ten

\_\_\_\_\_

-----

\_\_\_\_\_




bed    fez

nec    qep

\_\_\_\_\_

-----

\_\_\_\_\_




hef    zeg

wet    mep

\_\_\_\_\_

-----

\_\_\_\_\_




tem    jel

hen    wex

\_\_\_\_\_

-----

\_\_\_\_\_




red    pej

zek    sef

\_\_\_\_\_

-----

\_\_\_\_\_



weg    bef

hez    vet

\_\_\_\_\_

-----

\_\_\_\_\_





www.teacherspayteachers.com


KRF3b: I can read and write short vowel sounds.

Name: \_\_\_\_\_

# SIMPLE SENTENCES

I can read, build and write simple sentences.

 web	 bed	 hen	 jet
--	--	--	--



Look at the web.



Look at the bed.



--	--	--	--



\_\_\_\_\_

-----

\_\_\_\_\_

© Little Achievers

at the Look hen.

5.16

# Pete the Pirate

Name \_\_\_\_\_


Help Pete make it to each item. Write a number on the map piece. Count up by 1.



32



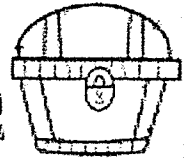
36



63



66



12



42



44



76



# Exit Ticket 5.16

Name \_\_\_\_\_

Date \_\_\_\_\_

Help the cow get to the barn by counting by 1s.

A path of circles leading from a cow on the left to a barn on the right. The path consists of 10 circles. The 3rd circle from the cow contains the number 52, and the 7th circle contains the number 53. The 10th circle contains the number 58.

Help the boy get to his present. Count up by 1s. When you get to the top, count down by 1s.

A staircase path leading from a boy on the left to a present on the right. The path consists of 10 steps. The bottom-left step contains the number 31, and the 4th step from the bottom contains the number 32.


Name:

If I lived in the

sea I would



Name: \_\_\_\_\_ Story Title: \_\_\_\_\_



Handwriting practice lines consisting of ten sets of three horizontal lines: a solid top line, a dashed middle line, and a solid bottom line.

spaces     sight words     capital letters     punctuation

Kcc1, 2, 3, 4c, 5, KNBT1, 1NBT: I can count across tens when counting by ones to 40.

5.17

## You Can Count On Me!

Name \_\_\_\_\_

Cross out the mistake and write the correct number above it.



34

33

36

37

38



19

20

21

21

23



26

27

28

29

40



30

13

32

33

34



28

29

40

31






32

5.17

# Let's Go to the Zoo

Name \_\_\_\_\_

Help each animal find their way back to the zoo. Write the numbers by counting up 1 more.



KR8: I can identify important information in the text.

## Exit Ticket 5.17

Name \_\_\_\_\_

Date \_\_\_\_\_

Touch and count carefully. Cross out the mistake, and write the correct number.

Example: 1, 2, ~~3~~, 4, 5



20

21


22

23

24

25

29



30

31

32

33

43

35

36



25

26

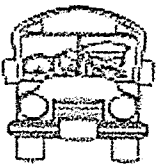
27

28

29

29

31



25

26

27

28

29

29

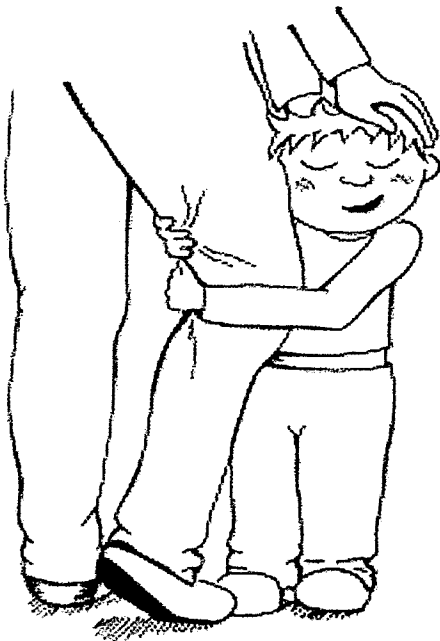
31

SHORT  
U

## I Love Hugs

When I am sad  
and need a hug  
it's hard to ask,  
so I just shrug.

But my mom knows  
and gives my shirt a tug.  
I turn around and  
she gives me a hug.




I feel as snug  
as a bug in a rug  
and smile big  
while enjoying my hug!

Copyright 2013 by Jillian Starr







KRF2: I can blend and read cvc words.

# CVC Write

Circle the word that matches the picture and write it on the line.







Short  
'u'  
Words


	<table border="1" style="width: 100%; border-collapse: collapse;"> <tr> <td style="padding: 5px;">hul</td> <td style="padding: 5px;">fud</td> </tr> <tr> <td style="padding: 5px;">rub</td> <td style="padding: 5px;">tuz</td> </tr> </table>	hul	fud	rub	tuz		<table border="1" style="width: 100%; border-collapse: collapse;"> <tr> <td style="padding: 5px;">rup</td> <td style="padding: 5px;">bug</td> </tr> <tr> <td style="padding: 5px;">suf</td> <td style="padding: 5px;">wun</td> </tr> </table>	rup	bug	suf	wun
hul	fud										
rub	tuz										
rup	bug										
suf	wun										
	<table border="1" style="width: 100%; border-collapse: collapse;"> <tr> <td style="padding: 5px;">puq</td> <td style="padding: 5px;">sun</td> </tr> <tr> <td style="padding: 5px;">gux</td> <td style="padding: 5px;">yub</td> </tr> </table>	puq	sun	gux	yub		<table border="1" style="width: 100%; border-collapse: collapse;"> <tr> <td style="padding: 5px;">duz</td> <td style="padding: 5px;">qud</td> </tr> <tr> <td style="padding: 5px;">yup</td> <td style="padding: 5px;">nut</td> </tr> </table>	duz	qud	yup	nut
puq	sun										
gux	yub										
duz	qud										
yup	nut										
	<table border="1" style="width: 100%; border-collapse: collapse;"> <tr> <td style="padding: 5px;">bun</td> <td style="padding: 5px;">guz</td> </tr> <tr> <td style="padding: 5px;">suj</td> <td style="padding: 5px;">mul</td> </tr> </table>	bun	guz	suj	mul		<table border="1" style="width: 100%; border-collapse: collapse;"> <tr> <td style="padding: 5px;">puv</td> <td style="padding: 5px;">bux</td> </tr> <tr> <td style="padding: 5px;">gum</td> <td style="padding: 5px;">lur</td> </tr> </table>	puv	bux	gum	lur
bun	guz										
suj	mul										
puv	bux										
gum	lur										


Name: \_\_\_\_\_


## SIMPLE SENTENCES


I can read, build and write simple sentences.

 <b>rub</b>	 <b>run</b>	 <b>hum</b>	 <b>cut</b>
---	---	--	---

 I like to rub.  
● ● ● ●

 I like to run

  
[ ] [ ] [ ] [ ]

  
\_\_\_\_\_  
\_\_\_\_\_  
\_\_\_\_\_

© LPI's Achievers

hum. I like to