



Name \_\_\_\_\_

38

## 1<sup>st</sup> Grade Reading Mastery Remote Learning Packet

### Week 38



Dear Educator,

My signature is proof that I have reviewed my scholar's work and supported him to the best of my ability to complete all assignments.


\_\_\_\_\_  
(Parent Signature)

\_\_\_\_\_  
(Date)

Parents please note that all academic packets are also available on our website at [www.brighterchoice.org](http://www.brighterchoice.org) under the heading "Remote Learning." All academic packet assignments are mandatory and must be completed by all scholars.



**Day # 1**





Name: \_\_\_\_\_ Week 38 Day 1: Date: \_\_\_\_\_

BCCS-B

RPI Siena Union

Directions: Part 1: Read and write the sentence. Part 2: Circle the word "talk" and X out the word "girl". Part 3: Read each sentence and circle the words that complete the sentence.

**Part 1:**

shē met a fat cat. \_\_\_\_\_  
\_\_\_\_\_  
\_\_\_\_\_


**Part 2:**

talk girl girl take ~~girl~~ talk  
sō talk ship talk girl  
girl got talk it girl  
talk girl with girl talk talk walk

**Part 3:**

"can cats talk?" the girl said. →  
the cat said, "I can..." →

1. "can cats talk?" the... →  
• man said • girl said • gōat said
2. the cat said, "I can..." →  
• talk • run • wish



Name: \_\_\_\_\_ Week 38 Day 1: Date: \_\_\_\_\_

BCCS-B









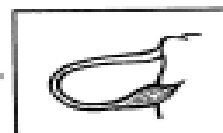



RPI Siena Union

Directions: Part 1: Write each sound. Part 2: Match the word with the correct picture.

**Part 1:**


<b>b</b>	<b>r</b>
<b>ch</b>	<b>i</b>
<b>f</b>	<b>l</b>

**Part 2:**

<u>lēaf</u>		<u>pig</u>	
<u>sock</u>		<u>cōat</u>	
<u>dog</u>		<u>shēep</u>	
<u>tāil</u>		<u>cōrn</u>	
<u>nōse</u>		<u>ēar</u>	
<u>rock</u>		<u>lāke</u>	



**Day # 2**






Name: \_\_\_\_\_ Week 38 Day 2: Date: \_\_\_\_\_

BCCS-B

RPI Siena Union

Directions: Say the name of each picture, write the initial consant above it.





Name: \_\_\_\_\_ Week 38 Day 2: Date: \_\_\_\_\_

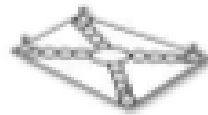
BCCS-B

RPI Siena Union

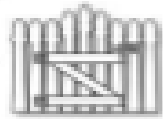
Directions: Complete each sentence using the words in the box below.

gate	cake	vase	rake
tape	game	cave	cage

I can play a \_\_\_\_\_.



Did you close the \_\_\_\_\_?



The \_\_\_\_\_ is pretty.



Put the bird in its \_\_\_\_\_.



I like my birthday \_\_\_\_\_.



The bear is in the \_\_\_\_\_.



Use the \_\_\_\_\_ to clean!




Do you see the \_\_\_\_\_?



© Miss Macomber



**Day # 3**







Name: \_\_\_\_\_ Week 38 Day 3: Date: \_\_\_\_\_

BCCS-B

RPI Siena Union

Directions: Part 1: Read and write the sentence. Part 2: Write each sound. Part 3: Write the words on the correct line. Part 4: X out the word "farm".

**Part 1:**

**a girl was in a cāve.**

a girl was in a cāve.

**Part 2:**

**s**

**ch**

**f**

**v**

**p**

**rock**

**mē**

**dog**

**it**

**cow**

**Part 3:**

**Part 4:**

gōat

sit

farm

hand

~~farm~~

farm

farm

said

farm

farm

hē

farm

farm

farm


ōld

farm

little

run

now



Name: \_\_\_\_\_ Week 38 Day 3: Date: \_\_\_\_\_

BCCS-B


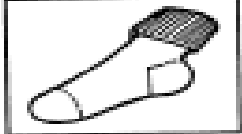









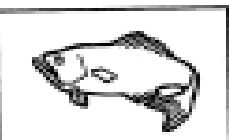
RPI Siena Union

Directions: Write each sound. Part 2: Match the picture with the correct word.

**Part 1:**


<b>b</b> _____	<b>ē</b> _____
<b>e</b> _____	<b>ī</b> _____
<b>ch</b> _____	<b>th</b> _____

**Part 2:**

<u>tēeth</u> .		<u>ēar</u> .	
<u>sick</u> .		<u>gāte</u> .	
<u>tāil</u> .		<u>SOck</u> .	
<u>hē</u> .		<u>pigs</u> .	
<u>dish</u> .		<u>logs</u> .	
<u>shē</u> .		<u>fish</u> .	



**Day # 4**





Name: \_\_\_\_\_ Week 38 Day 4: Date: \_\_\_\_\_

BCCS-B

RPI Siena Union

Directions: Part 1: Write each sound. Part 2: Write a word that begins or has one of the sounds above in the word. Part 3: Read the sentences; circle the words that complete the sentence.

**Part 1:**

o	i
l	b

**Part 2:**

---

---

---

---

---

---

---


---

**Part 3:**

a girl went fishing. \_\_\_\_\_

shē did not get fish. \_\_\_\_\_

1. a girl went... \_\_\_\_\_
- hōme
  - running
  - fishing
2. shē did not get... \_\_\_\_\_
- sick
  - fish
  - fans



Name: \_\_\_\_\_ Week 38 Day 4: Date: \_\_\_\_\_

BCCS-B

RPI Siena Union

Directions: Read and write the sentence. Part 2: Match the picture with the correct sentence.

**Part 1:**

they ran to the park.

Handwriting practice lines consisting of three sets of solid top and bottom lines with a dashed middle line. Each line ends with an arrow pointing to the right.

**Part 2:**



she kissed him.



a duck can walk.



he has a mitt.




this pot has no top.



she sat with a cat.



**Day # 5**



Name: \_\_\_\_\_ Week 38 Day 5: Date: \_\_\_\_\_

BCCS-B

RPI Siena Union

Directions: Read the sh digraph words and then find and color each in the picture.



- shovel
- sheep
- shell
- brush

- shark
- fish
- ship
- shirt





Name \_\_\_\_\_

# 1<sup>st</sup> Grade Reading Mastery Remote Learning Packet

## Week 39



Dear Educator,

My signature is proof that I have reviewed my scholar's work and supported him to the best of my ability to complete all assignments.

\_\_\_\_\_  
(Parent Signature)


\_\_\_\_\_  
(Date)

Parents please note that all academic packets are also available on our website at [www.brighterchoice.org](http://www.brighterchoice.org) under the heading "Remote Learning." All academic packet assignments are mandatory and must be completed by all scholars.





**Day # 1**



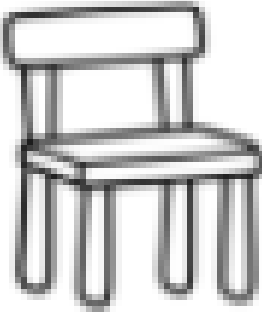

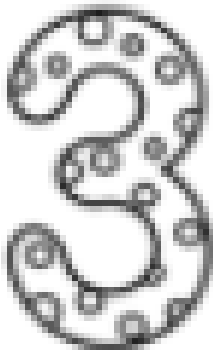


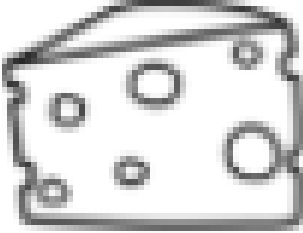



Name: \_\_\_\_\_ Week 39 Day 1: Date: \_\_\_\_\_

BCCS-B

RPI Siena Union

Directions: Circle the digraph that matches the picture

	<p>ch</p> <p>th</p> <p>sh</p>		<p>ch</p> <p>th</p> <p>sh</p>
	<p>ch</p> <p>th</p> <p>sh</p>		<p>ch</p> <p>th</p> <p>sh</p>
	<p>ch</p> <p>th</p> <p>sh</p>		<p>ch</p> <p>th</p> <p>sh</p>



Name: \_\_\_\_\_ Week 39 Day 1: Date: \_\_\_\_\_

BCCS-B

RPI Siena Union

Directions: Part 1: Write each sound. Part 2: Circle the word with the correct picture

**Part 1:**

g g g

u

n

h

a



**Part 2:**

rock

rock

rock

rat

rat

rat

man

man

man


mitt

mitt

mitt



**Day # 2**





Name: \_\_\_\_\_ Week 39 Day 2: Date: \_\_\_\_\_

BCCS-B

RPI Siena Union

Directions: Circle the blend that matches the picture.

# Circle the Blend



cl  
bl



sl  
pl



fl  
gl



gl  
cl



sl  
fl



cl  
pl



gl  
cl




bl  
fl



bl  
fl



gl  
sl





Name: \_\_\_\_\_ Week 39 Day 2: Date: \_\_\_\_\_


BCCS-B


RPI Siena Union


Directions: Circle the word that matches each picture.


	nōse
	fēeth
	ēar
	car

	cat
	cow
	nut
	lock

	sock
	fan
	lake
	rock


	rat
	fish
	rake
	hut

	goat
	coat
	cat
	got

	nō
	nōse
	on
	not



**Day # 3**





Name: \_\_\_\_\_ Week 39 Day 3: Date: \_\_\_\_\_

BCCS-B

RPI Siena Union

Directions: Part 1: Read and write the sentences. Part 2: X out the word "sat". Part 3: Match the words.

**Part 1:**

thē sand is hot.

his fēēt got

hot. his hat is

not hot.

thē sand is hot.

**Part 2:**

sat

~~sat~~

fat

sat

sand

rock

sēē

sat

sat

at

sat

hut

sat

hē

**Part 3:**

ēar

ēat

tāil

cat

fig

ēar

ēat

fig


cat

tāil

nāmē

nāmē





Name: \_\_\_\_\_ Week 39 Day 4: Date: \_\_\_\_\_

BCCS-B

RPI Siena Union

Directions: Part 1: Read and write each sentence. Part 2: X out the "n" sound and circle the "h" sound. Part 3: Match each word.

Part 1:

this · is · a · cat.

this · cat · has · fat

fēēt. · this · cat · can

run · in · thē · mud.

this · is · a · cat.


Part 2:

h	ā	<del>n</del>	h
	n		h
h	o	g	n
sh	n		
	i	c	
n		sh	h

wē	rān	Part 3:
mad	mud	
will	māde	
māde	mad	
mud	wē	
rān	will	



**Day # 4**





Name: \_\_\_\_\_ Week 39 Day 4: Date: \_\_\_\_\_

BCCS-B

RPI Siena Union

Directions: Part 1: Read and write each sentence. Part 2: X out the word "she". Part 3: Match each word.

**Part 1:**

a fish māde a wish.

"I wish I had fēēt. I wish

I had a tāil. I wish I had

a hat. I wish I had a dish."

a fish māde a wish.


\_\_\_\_\_

**Part 2:**

	shē	<del>shē</del>	
	hot	shē	not
shē		hē	
	shē		
sac <sub>k</sub>	fun	shē	
	māde		
shē		hat	

**Part 3:**

hot	got
got	not
hat	rat
not	hot
rat	fat
fat	hat



Name: \_\_\_\_\_ Week 39 Day 4: Date: \_\_\_\_\_

BCCS-B

RPI Siena Union

Directions: Write each sound. Part 2: Circle the picture that matches the word.

**Part 1:**

h \_\_\_\_\_

n \_\_\_\_\_

w \_\_\_\_\_

r \_\_\_\_\_



**Part 2:**

**sac<sub>k</sub>**

**fēēt**

**a loc<sub>k</sub>**

**a rug**

**shē**

**fat**

**shac<sub>k</sub>**

**rān**

**hē**


**mad**

**littl<sub>e</sub>**


**fan**



**Day # 5**



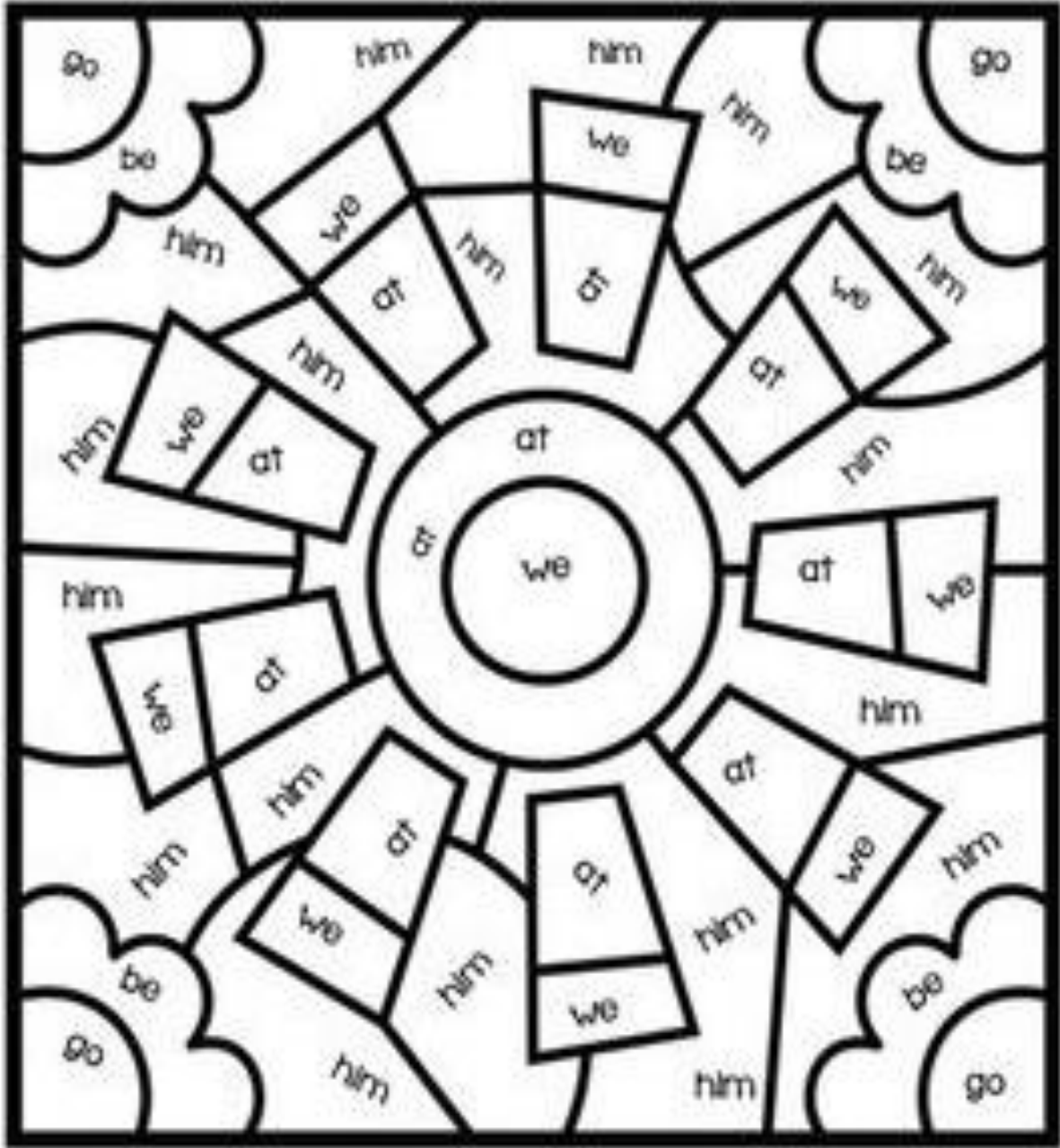
Name: \_\_\_\_\_ Week 39 Day 5: Date: \_\_\_\_\_



BCCS-B

RPI Siena Union


Directions: Color each sight word using the color code at the bottom of the page.



Yellow - at	Pink - be	Orange - we
Green - go		Blue - him



Name \_\_\_\_\_



## 1<sup>st</sup> Grade Reading Mastery Remote Learning Packet

### Week 40



Dear Educator,

My signature is proof that I have reviewed my scholar's work and supported him to the best of my ability to complete all assignments.


\_\_\_\_\_  
(Parent Signature)

\_\_\_\_\_  
(Date)

Parents please note that all academic packets are also available on our website at [www.brighterchoice.org](http://www.brighterchoice.org) under the heading "Remote Learning." All academic packet assignments are mandatory and must be completed by all scholars.



**Day # 1**





Name: \_\_\_\_\_ Week 40 Day 1: Date: \_\_\_\_\_

BCCS-B

RPI Siena Union

Directions: Read the story, find the words that have the long /e/ and short /a/ sound and circle them.

**shē** said, “**I** hav<sub>e</sub> a fan.”

**hē** said, “**I** hav<sub>e</sub> sand.”

**shē** said, “**wē** can run thē

sand in thē fan.” sō hē ran thē


fan nē<sub>a</sub>r thē sand.

**hē** had sand in his ē<sub>a</sub>rs. hē

said, “**I** can not hē<sub>a</sub>r.”


**hē** had sand on his sē<sub>a</sub>t. shē

said, “**wē** hav<sub>e</sub> sand on us.”





**Day # 2**



Name: \_\_\_\_\_ Week 40 Day 2: Date: \_\_\_\_\_

BCCS-B

RPI Siena Union

Directions: Part 1: Read and write the sentence. Part 2: Write each sound. Part 3: Write each word on the line. Part 4: X out the word "girl"

**Part 1:** thē dog said, "nō."

thē dog said, "nō."

**Part 2:**

ā

ch ch ch

d

g

p

have

sand

thē

him

lāke

**Part 3:**

**Part 4:**

girl

if

said

sack

girl

~~girl~~

not

girl

girl

sō

girl

log

girl

girl

girl

gōat

fēet

girl

sand

Name: \_\_\_\_\_ Week 40 Day 2: Date: \_\_\_\_\_

BCCS-B

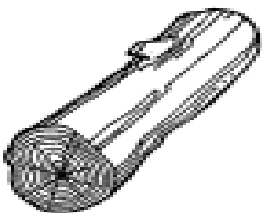
RPI Siena Union

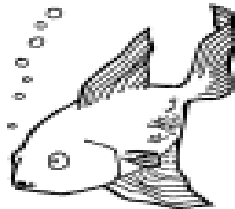
Directions: Part 1: Reread the sentence on page 6 and draw it. Part 2: Circle the word that matches the picture.


**Part 1:**





**Part 2:**

	nōse
	fan
	log
	cow

	fish
	dog
	dish
	nut

	pot
	gōat
	gāte
	gun


	tāil
	rock
	lāke
	sack

	sad
	sand
	and
	fan

	sēat
	fēet
	shē
	said



**Day # 3**



Name: \_\_\_\_\_ Week 40 Day 3: Date: \_\_\_\_\_

BCCS-B

RPI Siena Union

Directions: Part 1: Read and write the sentence. Part 2: Write each sound. Part 3: Write each word on the line. Part 4: X out the word "farm".

**Part 1:**

**a girl was in a cāve.**

a girl was in a cāve.

**Part 2:**

**s**

**ch**

**f**

**v**

**p**

**rock**

**mē**

**dog**

**it**

**cow**

**Part 3:**

**Part 4:**

gōat

sit

farm

hand

~~farm~~

farm

farm

said

farm

farm

hē

farm

farm

farm

ōld

farm

little

run

now


Name: \_\_\_\_\_ Week 40 Day 3: Date: \_\_\_\_\_

BCCS-B

RPI Siena Union

Directions: Part 1: Reread the sentence on page 9 and draw it. Part 2: Circle the word that matches the picture.

**Part 1:**





**Part 2:**

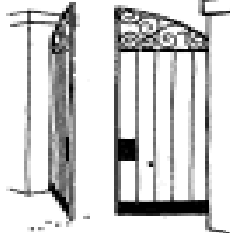
	hē
	fish
	man
	shē

	mad
	fat
	sad
	mēan

	lock
	cōat
	sack
	hut

	log
	mom
	nōse
	fēet


	ran
	rōad
	dog
	car

	āte
	rock
	gāte
	fish





**Day # 4**



Name: \_\_\_\_\_ Week 40 Day 4: Date: \_\_\_\_\_

BCCS-B

RPI Siena Union

Directions: Part 1: Read and write the sentence. Part 2: Write each sound. Part 3: Write each word on the line. Part 4: X out the word "cars"

**Part 1:**

**hē has lots of pots.**

hē has lots of pots.

**Part 2:**

**o**

**pot**

**v**

**nāme**

**sh**

**kiss**

**w**

**tar**

**a**

**hut**

**Part 3:**

**Part 4:**

had cars cars will ~~cars~~  
cars was cars cars  
cars how cars fish cars  
nō cars āte car is

Name: \_\_\_\_\_ Week 40 Day 4: Date: \_\_\_\_\_

BCCS-B


RPI Siena Union


Directions: Part 1: Reread the sentence from page 12 and draw it. Part 2: Circle the word that matches the picture.


**Part 1:**

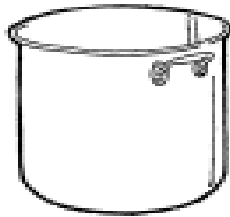



**Part 2:**

	hat
	cōat
	rug
	dog

	cat
	fish
	cow
	gōat

	fish
	pot
	dish
	ship


	car
	rag
	log
	pot

	fat
	cow
	car
	farm

	tēeth
	this
	fēet
	the



**Day # 5**



Name: \_\_\_\_\_ Week 40 Day 5: Date: \_\_\_\_\_

BCCS-B

RPI Siena Union

Directions: Part 1: Read and write the sentence. Part 2: Write each sound. Part 3: Write each word on the line. Part 4: X out the word "will"

**Part 1:**

**shē sat in the lāke.**

shē sat in the lāke.

**Part 2:**

**e** e e

**d**

**ē**

**w**

**p**

**cāme**

**fog**

**shē**

**rōad**

**mēan**

**Part 3:**

**Part 4:**

will girl pot will ~~will~~  
mē now will gō will āte  
will will fish will if will  
wāve

Name: \_\_\_\_\_ Week 40 Day 5: Date: \_\_\_\_\_

BCCS-B


RPI Siena Union


Directions: Part 1: Reread the sentence from page 15 and draw it. Part 2: Circle the word that matches the picture.


**Part 1:**

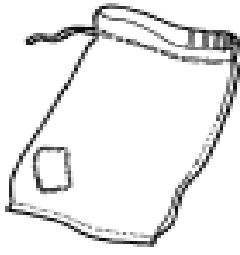



**Part 2:**


	cat
	girl
	man
	pot

	rōad
	gāte
	lāke
	dish

	nōse
	fēet
	tāil
	ēars

	cop
	sand
	car
	sack

	cōld
	SOCKS
	said
	ROCKS

	rāke
	cāke
	cat
	hōld