



Name _____

1st Grade Science Remote Learning Packet

Week 38



Dear Educator,

My signature is proof that I have reviewed my scholar's work and supported him to the best of my ability to complete all assignments.


(Parent Signature)

(Date)

Parents please note that all academic are also available on our website at www.brighterchoice.org under the heading "Remote Learning." All academic packet assignments are mandatory and must be completed by all scholars.



Day # 1



Name: _____
BCCS-B

Week 38 Day 1 Date: _____
RPI SIENA UNION

My Bird Feeder

1. Discuss what your bird feeder needs:

1a) What kind of bird do I want to come to my feeder? _____



Finches

- Eat seeds
- Like to stand on a peg while eating



Jays

- Eat seeds
- Like to stand on a tray while eating



Woodpeckers

- Eat seeds and bugs
- Like to hang on the sides of feeders to eat



Cardinals

- Eat seeds
- Like to stand on a tray while eating

1b) What does that bird eat? _____

1c) Where does the bird like to stand when it eats?

1d) How can my feeder keep birds safe from cats?

2. Fill in the blanks to write your problem statement:


I want _____ to come to my yard. I need a bird feeder with
(kind of bird)

_____ and _____ for my bird to stand on.
(kind of food) (place to stand)

I will make the bird feeder safe from cats by



Day # 2



3) Here are my ideas for a bird feeder:

Draw at least two ideas for bird feeders. Be sure you show:

- Where will the food be?
- Where will the birds stand?
- What will keep the birds safe from cats?

Use the back of the page to draw any more ideas.

Idea #1



Idea #2




4) I've built my prototype. What next?

A real bird feeder needs to hold together in wind and rain. What materials could you use to make a real feeder that's like your prototype?



Day # 3



Name: _____
BCCS-B


Week 38 Day 3 Date: _____
RPI SIENA UNION

Bird Feeder Inspiration

A stick or pencil through two holes can make a perch for birds to stand on.



You can scrunch aluminum foil into any shape you want.



Push a pipe cleaner through a hole and use it to hang up your bird feeder:




A binder clip can hold things together. It also gives you a place to tie a pipe cleaner:





Day # 4

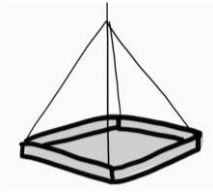

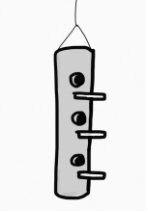


Name: _____
BCCS-B

Week 38 Day 4 Date: _____
RPI SIENA UNION

End of Mystery Assessment

1. Choose the type(s) of feeders each bird would be MOST LIKELY to visit, and explain your answer choices below.

			X
tray feeder	nectar feeder	tube feeder	none of these

Finches will most likely visit _____
because... _____



Hawks will most likely visit _____
because... _____




Hummingbirds will most likely visit _____
because... _____



Doves will most likely visit _____
because... _____





Name _____

1st Grade Science Remote Learning Packet

Week 40



Dear Educator,

My signature is proof that I have reviewed my scholar's work and supported him to the best of my ability to complete all assignments.


(Parent Signature)

(Date)

Parents please note that all academic are also available on our website at www.brighterchoice.org under the heading "Remote Learning." All academic packet assignments are mandatory and must be completed by all scholars.



Day # 1



Name: _____
BCCS-B


Week 40 Day 1 Date: _____
RPI SIENA UNION

Animal Adventures: Exit Ticket

1. What is one of the Earth's major habitats?




Day # 2



Scholars, we will be going on a virtual field trip.




Day # 3



Scholars, refer to the attachment.



Day # 4



Scholars, refer to the attachment.