

# 5<sup>th</sup> Grade ELA Work Packet

Week of June 14-18, 2021

Last week of school!

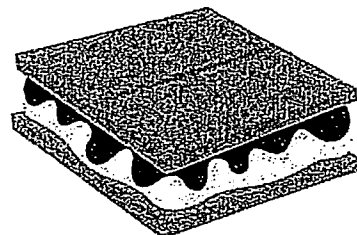
Name \_\_\_\_\_

\*Please do not begin any assignments until instructed by Ms. Eggink.\*

# S'mores History

Name: \_\_\_\_\_

S'mores are a summer time favorite but their history is a little unclear. We do know that the s'mores recipe was printed in 1927 in a Girl Scout book called, *Tramping and Trailing with the Girl Scouts*. It explained that the name was a shortened form of the phrase, "some more", because once you tasted these treats, you always asked for some more. This was later shortened to what we call them today "s'mores".



S'mores are made from three ingredients: marshmallows, graham crackers, and chocolate. We do know a little more about the history of each one of these ingredients.

The marshmallow's history goes way back to 4,000 years ago in Egypt, where they squeezed the mallow plant for gods and royalty. In the 1800's, the French added the plant to egg whites and sugar to make medicines for coughs and for cuts and burns. It was so popular that they stopped mixing it by hand and ended up making them by machine. At this point they took out the mallow and made the marshmallows from corn syrup, corn starch, sugar, and gelatin. Marshmallows are definitely not a medicine today but they are still popular and Americans buy more than 95 million pounds per year.

The graham cracker was created by Sylvester Graham in 1829. He originally made the graham cracker for vegetarians. He designed the graham crackers to be high in fiber and made with wheat flour that is unrefined.

One of the best parts of s'mores is the chocolate! Its history dates back to more than 4,000 years ago. Chocolate was first grown in the Amazon Rainforest and quickly spread throughout the world. The actual chocolate bar however, was invented in 1847 by Joseph Fry. He created a paste from chocolate that could be pressed into a mold and shaped.

Here is the original 1927 Girl Scout recipe for you to enjoy!

"Some More":

8 sticks (for toasting the marshmallows)

16 graham crackers

8 bars plain chocolate (any of the good plain brands, broken in two)

16 marshmallows

Toast two marshmallows over the coals to a crisp gooey state and then put them inside a graham cracker and chocolate bar sandwich. The heat of the marshmallow between the halves of chocolate bar will melt the chocolate a bit. Though it tastes like "some more" one is really enough.

## Cause

When someone tastes these treats, they always want some more.

## Effect

They gave the mallow plant juices to gods and royalty in Egypt.

The French used the mallow plant in the 1800's.

These were made for vegetarians.

After being over a campfire, the marshmallows become toasted and warm.

# Author's Purpose


Name: \_\_\_\_\_

Directions: Read each phrase below and write the author's purpose:

P = Persuade

I = Inform

E = Entertain



1. To explain about animals living near the Great Barrier Reef \_\_\_\_\_
2. To convince tourists to be respectful of the fragile coral environment \_\_\_\_\_
3. To tell about Charlie the Crab who lives on the Great Barrier Reef \_\_\_\_\_
4. To describe the different parts of the Pacific Ocean \_\_\_\_\_
5. To list ocean jokes \_\_\_\_\_
6. To urge Congress to pass laws to clean up the plastic in the ocean \_\_\_\_\_
7. To describe funny experiences that Jamba Juice workers have had \_\_\_\_\_
8. To tell about how adding more fruits to your diet is helpful and why you should drink Jamba Juice smoothies \_\_\_\_\_
9. To give readers one of the Jamba Juice recipes to try at home \_\_\_\_\_
10. To ask campers to take their trash with them \_\_\_\_\_
11. To tell campfire stories \_\_\_\_\_
12. To explain about all the equipment you need for a camping trip \_\_\_\_\_
13. To write a letter to lawmakers to clean up our city parks \_\_\_\_\_
14. To describe birthday activities that could be done at a park \_\_\_\_\_
15. To describe animals who live at city parks and their habitats there \_\_\_\_\_

16. To look at the garden from the viewpoint of an ant. \_\_\_\_\_
17. To describe how pesticides hurt plants and animals in garden areas \_\_\_\_\_
18. To give gardening tips for first time gardeners \_\_\_\_\_
19. To tell about the history of Disneyland \_\_\_\_\_
20. To urge Disneyland to become more earth friendly \_\_\_\_\_
21. To tell stories of the secret places and symbols at Disneyland \_\_\_\_\_
22. To warn surfers to stay out of the ocean during storm conditions \_\_\_\_\_
23. To give readers step by step instructions on how to stand up on a surfboard \_\_\_\_\_
24. To describe how some dogs have become expert surfers \_\_\_\_\_
25. To explain how Mt. Rushmore was created \_\_\_\_\_
26. To tell how Thomas Jefferson's nose broke on Mt. Rushmore \_\_\_\_\_
27. To describe how Mt. Rushmore visitors need to be respectful \_\_\_\_\_
28. To describe the biggest family animal reunion that ever took place \_\_\_\_\_
29. To give planning tips for holding your own family reunion \_\_\_\_\_
30. To warn of topics to avoid to keep family reunions peaceful \_\_\_\_\_
31. To tell baseball knock-knock jokes \_\_\_\_\_
32. To urge baseball parks to use more natural ingredients in their snack foods \_\_\_\_\_
33. To present the history of baseball \_\_\_\_\_

## MAIN IDEA MATCHING:

# Backpacking

Name: \_\_\_\_\_

Directions: Match each supporting detail to its main idea by writing the number of the main idea on the line.

1. Planning for a Backpacking Trip


2. Backpacking Gear

3. Backpacking Food

4. Backpacking Manners

- A. Bring a small tent with you. \_\_\_\_\_
- B. Re-package food and spices, leaving behind bulky, heavy containers. \_\_\_\_\_
- C. Don't do dishes in the creek or lake. \_\_\_\_\_
- D. Instant oatmeal is lightweight and makes a hearty breakfast. \_\_\_\_\_
- E. Plan on hiking no more than 5 to 7 miles a day. \_\_\_\_\_
- F. Freeze-dried food is fast, easy, and might be better than you think. \_\_\_\_\_
- G. Make sure to wear comfortable hiking boots and wool socks. \_\_\_\_\_
- H. Make a checklist of everything you'll need for the trip. \_\_\_\_\_
- I. If you are near others camping, keep your noise down. \_\_\_\_\_
- J. Bring some snacks like trail mix, dried fruit, energy bars, chocolate, and cookies. \_\_\_\_\_
- K. Get a small camping stove and a few cans of fuel for cooking. \_\_\_\_\_
- L. Let someone at home know your plans, and stick to your route so you'll be easy to find if necessary. \_\_\_\_\_
- M. A pad for under your sleeping bag is one item you won't want to forget. \_\_\_\_\_
- N. Leave plants and animals alone and respect the environment. \_\_\_\_\_

## MAIN IDEA MATCHING:



# Scuba Diving

Name: \_\_\_\_\_

Directions: Match each supporting detail to its main idea by writing the number of the main idea on the line.



1. Use the Proper Scuba Diving Equipment

2. Scuba Diving Safety Rules


3. Scuba Diving Training

4. Be Respectful of the Ocean Environment

- A. It's important not to stay underwater for too long. \_\_\_\_\_
- B. A wet suit helps protect you from cuts and scrapes and keeps you warm. \_\_\_\_\_
- C. A "confined water dive" takes place in the pool and helps beginners feel more comfortable. \_\_\_\_\_
- D. A mask helps you see clearly in the water. \_\_\_\_\_
- E. Coral reefs are fragile and should not be touched. \_\_\_\_\_
- F. The first step is to take a class to learn the basics of scuba diving. \_\_\_\_\_
- G. Make sure that you never scuba dive alone. \_\_\_\_\_
- H. A dive watch helps you keep track of time. \_\_\_\_\_
- I. Once you become more skilled, you are allowed to do "open water" dives. \_\_\_\_\_
- J. Fish, lobster, and other underwater animals need their space. \_\_\_\_\_
- K. Fins allow you to swim more quickly. \_\_\_\_\_
- L. Take only photographs and leave only bubbles from your dive. \_\_\_\_\_
- M. Don't dive beyond your training level. \_\_\_\_\_
- N. If you continue to improve, you may become certified. \_\_\_\_\_

# SUMMER

# INFERENCES



Name: \_\_\_\_\_

Directions: Make an inference. What kind of summer activity are they doing?

1. They ask their mom for cups, a small table, and poster board. They gather lemons and sugar. \_\_\_\_\_

2. They pack as few things as possible to get through the three days. They fill up their water bottles and pack their tent in their backpack. \_\_\_\_\_

3. Their luggage is packed and they have their tickets. They find their terminal and sit down to wait. \_\_\_\_\_

4. They put on their team's shirt and paint their faces red and blue. They stop to get peanuts and popcorn. They sit down and wait for the first pitch. \_\_\_\_\_

5. They mix pineapple and strawberries in the blender. They add orange juice and ice. Then they put in a little ice cream. \_\_\_\_\_

6. They came in the front gates and saw people in costumes. They stood in line and then got on. They went up a hill and then down fast with a twist. \_\_\_\_\_

7. The parents wore red, white and blue and hid dangerous items. They waited until it got dark. Their parents lit a match. Everyone looked up. \_\_\_\_\_



8. They finally convinced their dad. They bought a bowl, some food, and a bed. They also bought a small shovel and a leash. They went next door to see their neighbor's puppies. \_\_\_\_\_

9. They went to a very large, fancy building. They walked in quietly. They looked at everything on the walls. Some had old fashioned gold frames and some were not framed. \_\_\_\_\_

10. They got out a big bag and put in their soccer ball, Frisbee, and sack lunches. When they drove up, the grass was green and no one was on the swings. \_\_\_\_\_

11. They took popcorn into the bedroom. They climbed onto the bunk bed. They put in the Disney movie. After that they chatted almost the whole night. \_\_\_\_\_

12. They went to the sink and carefully filled them. They put on their bathing suits. They ran around the backyard throwing them at each other. \_\_\_\_\_

13. They cut a long fruit in half. They put the ice cream on top and then loaded it up with toppings. Next they added chocolate sauce. Some of them added a cherry too. \_\_\_\_\_

14. They heard some music and went outside. They walked up to the white truck. They gave the man some money and left with a dessert. \_\_\_\_\_

# GRAMMAR practice

Name: \_\_\_\_\_

Directions: Correct the following sentences by adding capitals and punctuation. Add the corrections into the sentences.

1. we cant wait to go to yellowstone national park this summer
2. my grandma is planning to visit us from new york city
3. i am so excited to be able to go to a yankees baseball game
4. my little sister taylor ran outside when she heard the ice cream truck
5. we want to go swimming fishing and hiking at the lake
6. do you think its fun to go backpacking
7. my family wants to see the statue of liberty on ellis island
8. one day I hope that I can tour washington dc
9. my grandpa lives near disney world in florida
10. when is your family going camping at yosemite
11. my dad loves to get subway for lunch when we go to the park
12. i think we're going to plant our garden on memorial day
13. on mothers day were giving my mom a surprise
14. on fathers day were taking my dad out to dinner
15. summer is going to go by quickly

Directions: Circle the correct homophone to complete the sentence.

16. We took our beach (pale, pail) with us to the ocean.
17. Did you see the boat with the pretty (sails, sales)?
18. The seashell I found is so (deer, dear) to me.
19. We saw a starfish near the (peer, pier).
20. My baby sister had to go back to the (in, inn) to take a nap.
21. The ocean's (tide, tied) was coming in.
22. I can't believe we (ate, eight) the (hole, whole) watermelon.
23. The (muscle, mussel) men were exercising on the sand.
24. That seagull has sharp (clause, claws)!
25. My mom started to (pour, pore) all of us some lemonade.
26. The sun's (raise, rays) were shining down on us.

Directions: Write the plural form for each word below:

27. beach \_\_\_\_\_
28. shell \_\_\_\_\_
29. holiday \_\_\_\_\_
30. strawberry \_\_\_\_\_
31. peach \_\_\_\_\_
32. pineapple \_\_\_\_\_

# Grammar **PRACTICE**

Name: \_\_\_\_\_

Directions: Correct the following sentences by adding capitals and punctuation. Add the corrections into the sentences.



1. were driving to mt rushmore to see the presidents in stone
2. i want to use the telescope tonight to try to see venus
3. my dad asked us if we wanted to go to taco bell for lunch
4. my neighborhood is having a parade for the fourth of july
5. we made water balloons to throw at my cousins max and sam
6. my mom got the sweetest watermelon at walmart
7. our dog rover jumped into the pool as soon as we let him outside
8. my favorite ice creams are cookie dough chocolate and mint chip
9. we ran to target to buy some paper plates for the picnic
10. my baseball games are played at george washington park
11. did you know that I read harry potter all day yesterday
12. san francisco california is a beautiful city
13. dad made us hot dogs hamburgers and chicken last night
14. when are we going to your dance recital in los angeles
15. were going to camp at fort bragg next july

Directions: Write the correct word in the blank. Your choices are:

there

their

they're

16. Let's go over to \_\_\_\_\_ house.
17. I can't wait to take a vacation \_\_\_\_\_.
18. Did you know that \_\_\_\_\_ my best friends?
19. My bicycle is over \_\_\_\_\_.
20. That homemade ice cream is \_\_\_\_\_ specialty.
21. I love to go to the park near \_\_\_\_\_ house.
22. \_\_\_\_\_ really nice cousins.
23. When you get to the mountains, let me know you're \_\_\_\_\_.
24. \_\_\_\_\_ brand new pool is really fun!
25. I like the weather \_\_\_\_\_ better than here.


Directions: Make the following words into contractions.

26. should not \_\_\_\_\_
27. can not \_\_\_\_\_
28. I have \_\_\_\_\_
29. He is \_\_\_\_\_
30. We are \_\_\_\_\_

# Grammar Practice

Name: \_\_\_\_\_

Directions: Correct the following sentences by adding capitals and punctuation. Add the corrections into the sentences.



1. what time does the boat sail from destin beach
2. were going to eat popcorn play games and watch a movie
3. on mothers day my dad is buying her some flowers
4. his birthday is going to be on august 25th
5. my sister is going to see the lincoln memorial tomorrow
6. i love mustard ketchup and relish on my hot dog
7. my dog buddy likes to stick his head out of the car window
8. on fathers day my mom is making his favorite cake
9. mittens my cat is having babies this june
10. we went to best buy to look for a new computer
11. memorial day is special to us because my uncle fought in the war
12. my aunt works at the mall of america
13. we put chocolate sauce sprinkles and cherries on our sundaes
14. were going to celebrate the fourth of july at the lake
15. i cant wait to see the royals play the dodgers this summer

Directions: Write the correct word in the blank. Your choices are:

to

too

two

16. I want a shaved ice \_\_\_\_\_ please.
17. My best friend got \_\_\_\_\_ new puppies this summer.
18. I'm going \_\_\_\_\_ play soccer at the park.
19. She asked for \_\_\_\_\_ scoops of ice cream.
20. They had to wait \_\_\_\_\_ months before their aunt and uncle came to their house.
21. They're going \_\_\_\_\_ call us when they get there.
22. I think swimming is really fun \_\_\_\_\_.
23. We need \_\_\_\_\_ pull the weeds out of our garden.
24. My little brother turned \_\_\_\_\_ years old yesterday.
25. He eats \_\_\_\_\_ much candy!

Directions: Make the following words plural.

26. mouse

\_\_\_\_\_

27. child

\_\_\_\_\_

28. goose

\_\_\_\_\_

29. city

\_\_\_\_\_

30. bench

\_\_\_\_\_

PERSUASIVE ESSAY/OPINION PIECE:

# TOPICS for the End of the Year

Choose one of the topics below and write a persuasive essay/opinion piece to convince someone of your opinion.

1. Do you deserve to move on to the next grade?
2. Is summer the best season?
3. Do students need a long summer break?
4. Is year round school the best for students?
5. Is spending time outdoors in the summer important?
6. Should students be able to grade their teachers?
7. Should students make money over the summer doing jobs like dog walking, pet sitting, or lemonade stands?
8. Should your family go on a vacation to \_\_\_\_\_ this year?
9. Should state and national parks be free?
10. Should summer camps be offered at all school sites?
11. Should students be required to complete homework over the summer?





# PERSUASIVE ESSAY/OPINION PIECE OUTLINE

Name: \_\_\_\_\_

Introduction: Problem to Be Fixed/Your Position on This Subject:

---

---

---

---

---

First reason:

★ \_\_\_\_\_

E \_\_\_\_\_

E \_\_\_\_\_

E \_\_\_\_\_

Second reason:

★ \_\_\_\_\_

E \_\_\_\_\_

E \_\_\_\_\_

E \_\_\_\_\_

Third Reason (most important)

★ \_\_\_\_\_

E \_\_\_\_\_

E \_\_\_\_\_

E \_\_\_\_\_

Conclusion: Restate the Problem and the Reasons

---

---

---

---

---

Title \_\_\_\_\_

By: \_\_\_\_\_



# Opinion Piece/Persuasive essay



## Checklist

### Introduction:

- ☐ I started the essay with a strong "hook".
- ☐ My topic sentence clearly states my position.

### Body Paragraphs: (usually three)

- ☐ Paragraph reasons are written in order of importance, with the most important reason as the last.
- ☐ Each paragraph has a topic sentence.
- ☐ Each paragraph has several supporting details to explain the topic sentence statement.
- ☐ Each paragraph uses good transition words.
- ☐ Each paragraph has a conclusion sentence.

### Conclusion Paragraph:

- ☐ I started the conclusion paragraph with a topic sentence to wrap up my essay.
- ☐ My topic sentence is similar to the introductory topic sentence but is worded differently.
- ☐ My conclusion gives a specific call to action.

### Writing Skills:

- ☐ I reread my essay to make sure it flows well and to check for missing words.
- ☐ I used a variety of sentence types and lengths.
- ☐ I checked for capitalization.
- ☐ I made sure to use commas and periods where needed.
- ☐ I double checked spelling and looked up any necessary words.


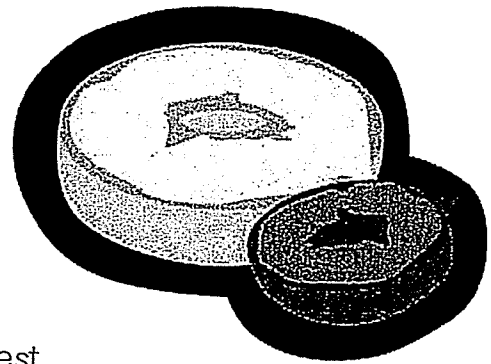
# ACROSTIC POEM

Choose a word to write in capital letters down the left side of your paper. You can choose something you're interested in or even your name! Then write phrases that start with each of the letters in that word. This type of poetry does not have to rhyme.

## Donuts

By Miss Larson

Delicious morning treats,  
Only good the first day,  
Need a cold glass of milk with them,  
Usually like chocolate donuts with sprinkles the best,  
Tastes like a little bit of heaven,  
Super sweet once in a while treat.



## Ocean

By Miss Larson

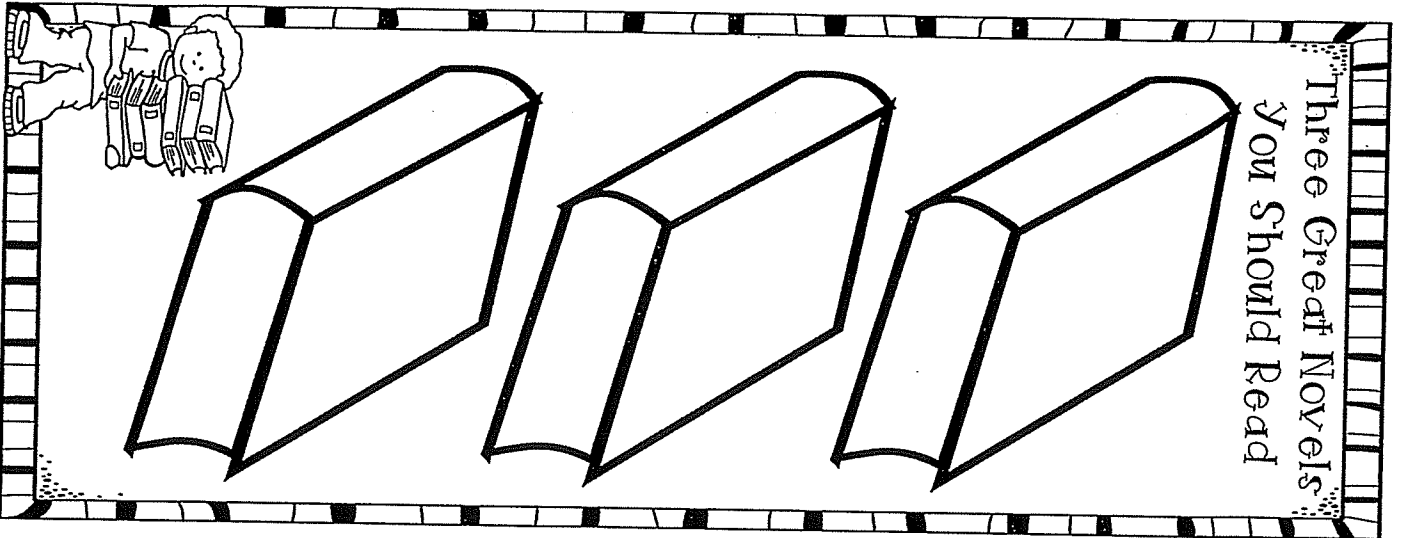
Octopus swims near the rocks,  
Crab crawls on the sand,  
Eel slithers in a sea cave,  
Angelfish swims gracefully under the waves,  
Narwhal hunts for fish in the Arctic.

# Summer Acrostic Poem

\_\_\_\_\_  
Name

\_\_\_\_\_  
Title


\_\_\_\_\_  
\_\_\_\_\_  
\_\_\_\_\_  
\_\_\_\_\_  
\_\_\_\_\_  
\_\_\_\_\_  
\_\_\_\_\_  
\_\_\_\_\_  
\_\_\_\_\_  
\_\_\_\_\_  
\_\_\_\_\_  
\_\_\_\_\_



# Highlights for Fifth Grade

Name: \_\_\_\_\_

School  
Starts



# Three Things I Mastered in 5th Grade

1

My Advice: \_\_\_\_\_

2

My Advice: \_\_\_\_\_

3

My Advice: \_\_\_\_\_



One Essential Skill **YOU**

**Should Rock**

\_\_\_\_\_

\_\_\_\_\_

\_\_\_\_\_

\_\_\_\_\_

\_\_\_\_\_

# The Most

\_\_\_\_\_

\_\_\_\_\_

\_\_\_\_\_

\_\_\_\_\_

**FUN**

\_\_\_\_\_

\_\_\_\_\_

\_\_\_\_\_

\_\_\_\_\_

**MEMORABLE**

\_\_\_\_\_

\_\_\_\_\_

\_\_\_\_\_

\_\_\_\_\_

**CHALLENGING**

Let's Talk About the Locker!!!

What's Important:

\_\_\_\_\_

\_\_\_\_\_

\_\_\_\_\_

**Don't Miss This**

**Locker Tip:**

