

Kindergarten Guided Reading Packet





Trimester 3

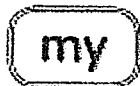

June 7th, 2021 – June 11th, 2021



Name: _____


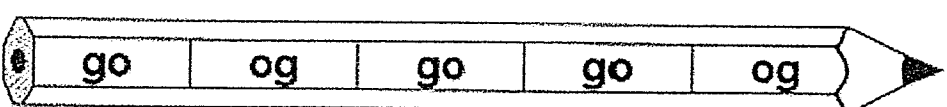
Name: _____



Fluency
Sight Words 1 

Circle or  the spaces where the word in the box is spelled correctly.


4  


5  


6  


7  

Practice writing the sight words below.

8 

9 

10 

11 


★ Read these words to a partner. Then, use each one in a sentence.

© Lexia, 2021. All rights reserved. This work is derived from Lexia's Core5 Level 3 Fluency Words 1. For more information, visit www.lexia.com.

Core5 Level 3
Reproduction rights for this work are granted to all users of Lexia's Core5 Level 3 Fluency Words 1. For more information, visit www.lexia.com.
This work is derived from Lexia's Core5 Level 3 Fluency Words 1. For more information, visit www.lexia.com.
© Lexia, 2021. All rights reserved. This work is derived from Lexia's Core5 Level 3 Fluency Words 1. For more information, visit www.lexia.com.

Name: _____


Fluency
Sight Words 1

 is red.

 here green.

 two black.

 are blue.


 one yellow.

 my purple.

© 2014 Lexia, Inc. All rights reserved. Lexia, the Lexia logo, Lexia.com, and the Lexia logo are trademarks of Lexia, Inc. All other trademarks are the property of their respective owners.

Core5 Level 3

Lexia, the Lexia logo, Lexia.com, and the Lexia logo are trademarks of Lexia, Inc. All other trademarks are the property of their respective owners.



★ Tell a story about this picture. Try to use the sight words in your story.

Name : _____



Sight Word

SENTENCE BUILDING



Cut out the words at the bottom of the page and paste them in the correct order.

--	--	--	--

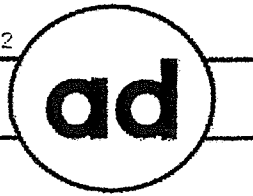
Write the sentence.

- Capital letter Spaces Punctuation





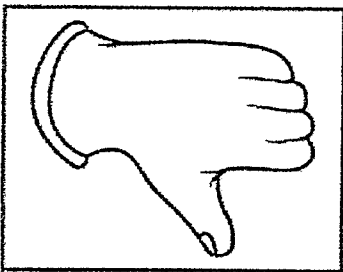

She	teacher.	my	is
-----	----------	----	----

Name: _____

Word Families by Lowry Pepp © 2012



Color the pictures. Cut and paste the words above the matching pictures.



glad

dad

mad





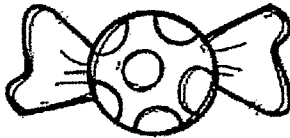


pad

bad

sad

Color *by* sound

name: _____







Ii

directions: Color the pictures that begin with the letter I.

Name _____

My Lunch **5**

How do you pack your lunch?

<p>juice box</p> 	<p>banana</p> 	<p>sandwich</p> 	<p>lunch bag</p> 
--	---	--	--

Handwriting practice area with multiple sets of lines: a solid top line, a dashed middle line, and a solid bottom line.



I can start with a capital letter



I can use spaces between words


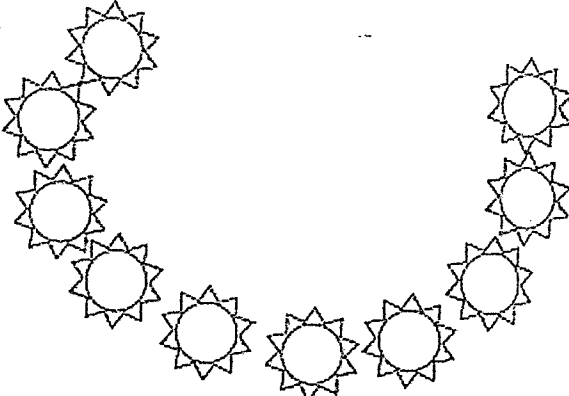

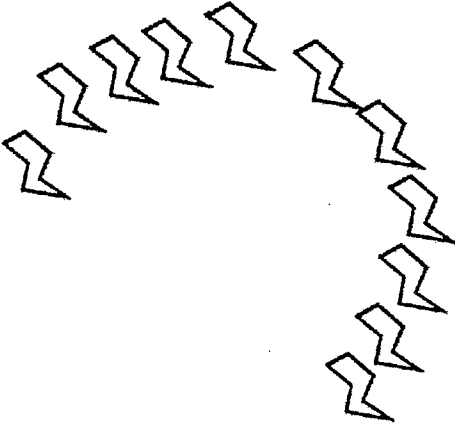


I can use a period to end the sentence.

Lesson 15 Fluency Template

Name _____ Date _____

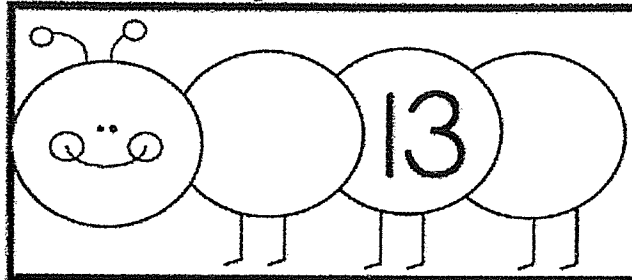
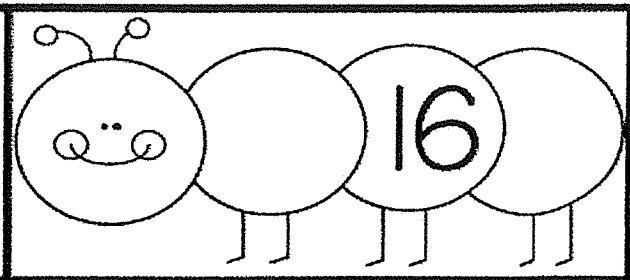
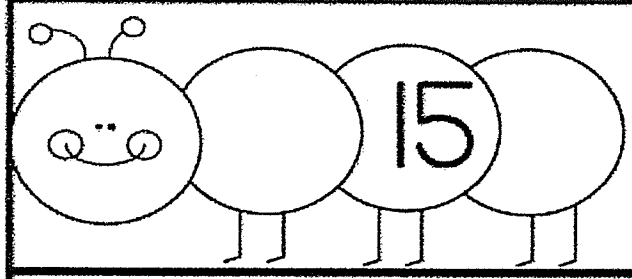
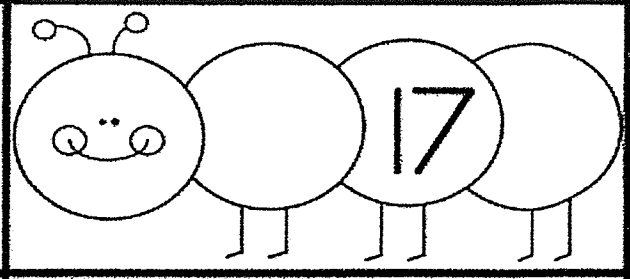


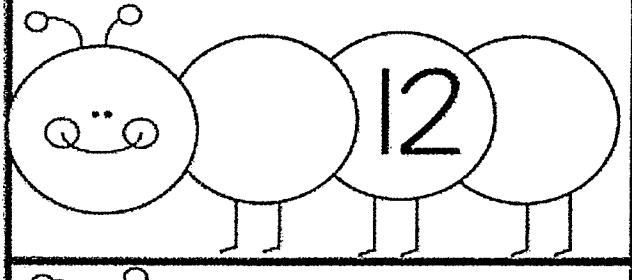
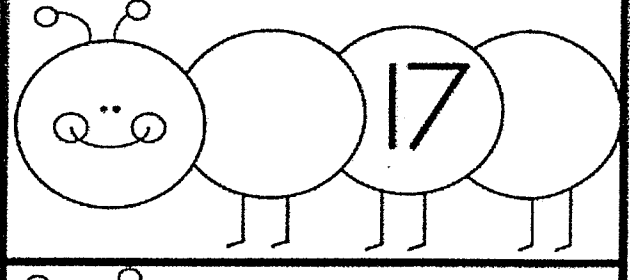


Whisper count and draw in more shapes to match the number.

<p style="text-align: center;">14</p> 	<p style="text-align: center;">12</p> 
<p style="text-align: center;">15</p> 	<p style="text-align: center;">17</p> 

Name: _____

Teen Number- One More, One Less

Fill in the missing teen number.


©Melissa Moran

27


Name: _____



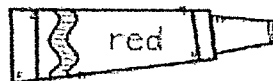
COLOR *by* SIGHT WORD II




me




I



see



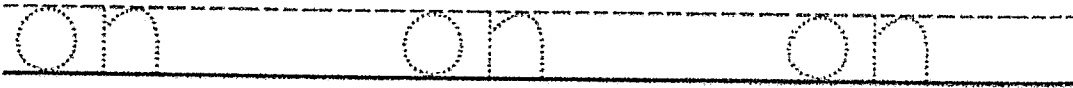
look




Name _____

Sight words LEARN IT!

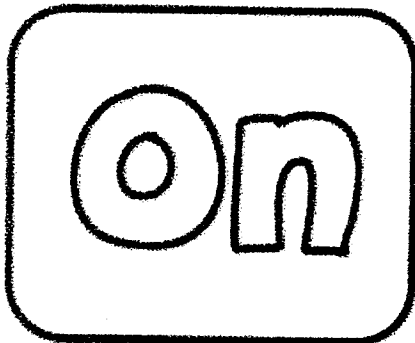
Trace it:



Write it:



Decorate it:

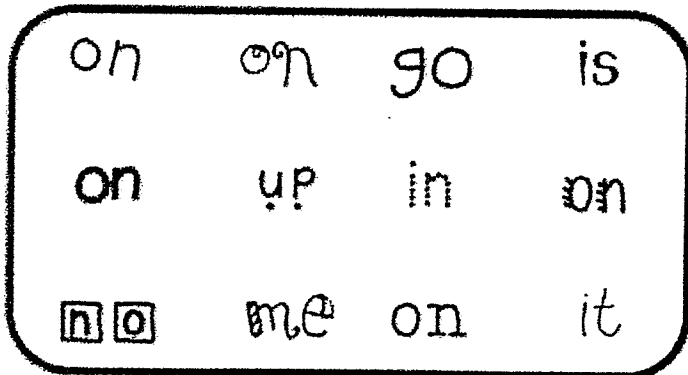


Read it:

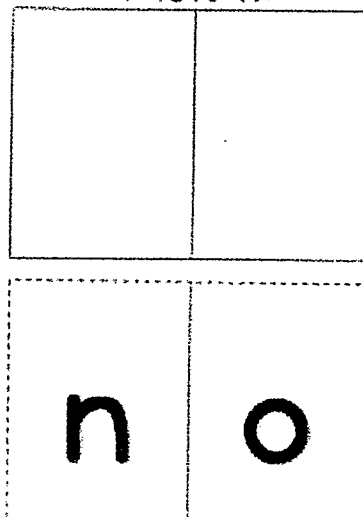


It is on my head.


Find it:



Paste it:



Name : _____



Sight Word

SENTENCE BUILDING



Cut out the words at the bottom of the page and paste them in the correct order.

--	--	--	--	--

Write the sentence.

.....

.....

.....

.....

Capital letter

Spaces

Punctuation

© Mrs. T. J. B. S. D. S.

is	kitchen.	She	in	the
----	----------	-----	----	-----

Name: _____

Finish the sentence. Draw a detailed picture to match.

WORD BANK



mom



dad



brother



sister

Finish the sentence.

Here is my _____

Copy the sentence.

WRITER CHECKLIST

spaces

punctuation

detailed picture

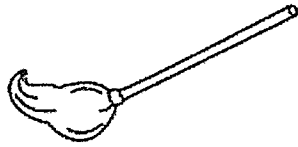
Name _____

CVC Rhyming
Vowel O

Circle the words that rhyme with each picture.

1

Circle the words that rhyme with:



top fox cop

hop hog rot

2

Circle the words that rhyme with:



hot Bob cot

job hog rob

3

Circle the words that rhyme with:



rod mop hog

got fog log

4

Circle the words that rhyme with:



dot hot pod

cop box pot

5

Circle the words that rhyme with:



top nod pod

cod hot rob

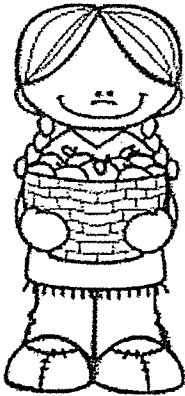
6

Circle the words that rhyme with:



top hop cot

pop top job




Addition


Color the apples to match the number sentence. Use the colors red and green.
Tell a story about the apples

Name _____


$10 = 4 + 6$




$10 = 5 + 5$




$10 = 9 + 1$



$10 = 8 + 2$









$10 = 3 + 7$



Name: _____

Making Teen Numbers

Find the missing addend and fill in the tens frame to match the number sentence.

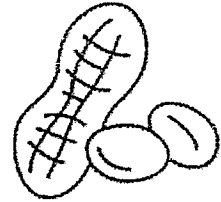
 $10 + \underline{\quad} = 16$	 $10 + \underline{\quad} = 14$
 $10 + \underline{\quad} = 15$	 $10 + \underline{\quad} = 12$
 $10 + \underline{\quad} = 17$	 $10 + \underline{\quad} = 19$

© Melissa Moran


Name: _____

CVC CONNECT: MIDDLE SOUNDS


a




e



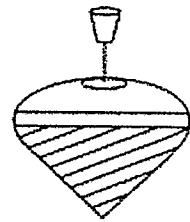
i




o



u




Name : _____



Sight Word

SENTENCE BUILDING



Cut out the words at the bottom of the page and paste them in the correct order.

--	--	--	--

Write the sentence.

Capital letter

Spaces

Punctuation

saw	an	I	elephant.
-----	----	---	-----------

© R. Tarrido © The Kinder Krav


Name: _____

1. Color the sight word did



did did

2. Trace & Write the sight word did



did did did

3. Color the boxes with the sight word did

too	did	with	did	with	too
did	with	will	did	did	did
will	did	did	too	will	did

4. Cut & Paste the letters into the boxes to make the sight word did

			i	d	d
--	--	--	---	---	---

Name: _____

Cut  and glue  the words on to the
an family or the at family.

an

at

fan	bat	van	mat
rat	man	cat	ran
Dan	sat	pan	hat

© Margaret Vaughan

1. Write your name.
2. Trace the words.
3. Cut out the pictures.
4. Glue the pictures.


long
a
level 2

nail	nail		
rain	rain		
cake	cake		
game	game		
skate	skate		
train	train		

© All rights reserved. All in 2017

1.4 PK.W, 1.4 PK.X

Name _____



I feel excited

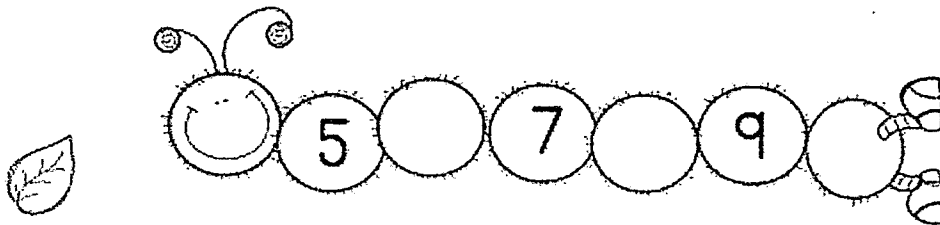
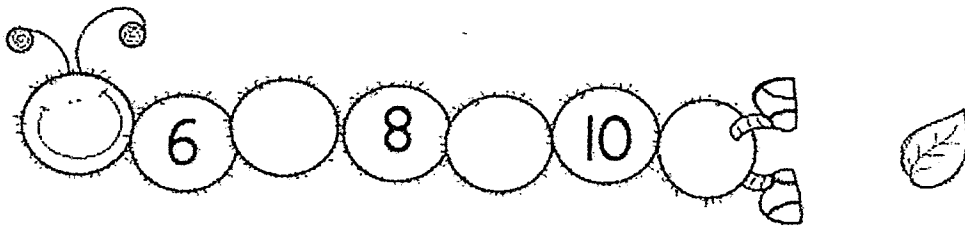
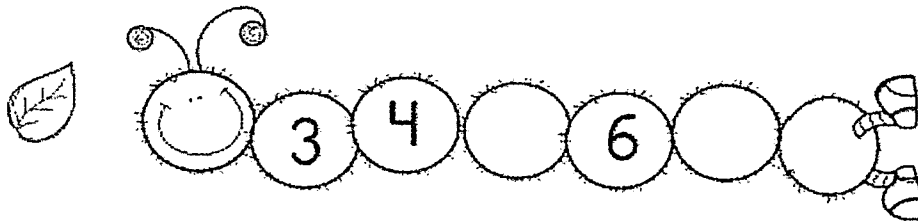
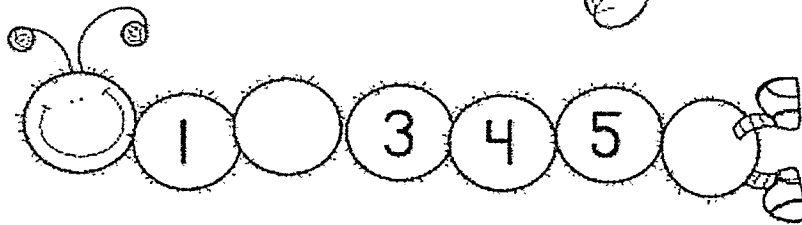
when

50

Name: _____

caterpillar **COUNTING**

Fill in the missing numbers.





Name: _____ Date: _____

**Subtracting
Pictures to 10****Subtracting Bears**



Directions: Cross out the objects to find the difference.

$6 - 2 =$





Cross out 2 bears.

$10 - 8 =$





Cross out 8 bears.

$8 - 6 =$





Cross out 6 bears.

$9 - 4 =$




Cross out 4 bears.

$7 - 2 =$



Cross out 2 bears.

Name: _____



Color




Trace




Write



Red 	here	here	_____
Orange 	here	here	_____
Yellow 	here	here	_____
Green 	here	here	_____
Blue 	here	here	_____
Purple 	here	here	_____
Black 	here	here	_____



Name: _____



Fluency
Sight Words 1 



HENRY WARD BEECHER'S WORK IS OFFERED EXPRESSLY FOR FREQUENT USE BY
 STUDENTS OF THE PUBLIC SCHOOLS OF THE CITY OF BOSTON.
 Supporting Teachers: 2014, 11, 1, 13, 2014, 10

Circle or  the spaces where the word in the box is spelled correctly.


1  


2  


3  


4  

Practice writing the sight words below.

51 

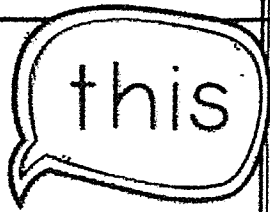
62 

73 

84 

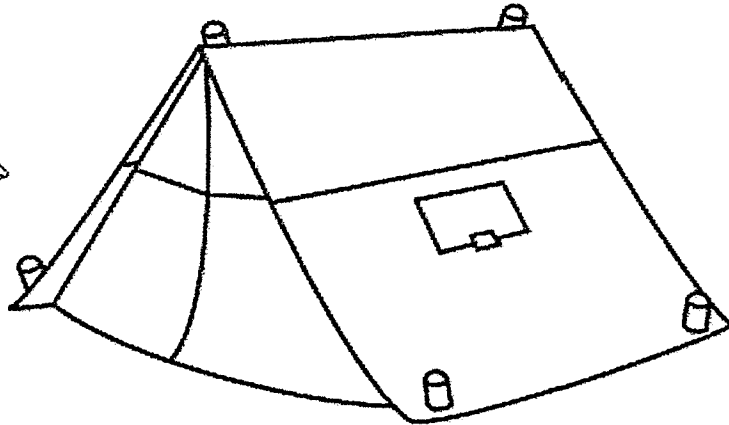
★ Read these words to a partner. Then, use each one in a sentence.

Name : _____



Sight Word

SENTENCE BUILDING



Cut out the words at the bottom of the page and paste them in the correct order.

--	--	--	--

Write the sentence.

.....

.....

.....

.....

Capital letter

Spaces


Punctuation

© Mrs. Padena

my	tent.	This	is
----	-------	------	----

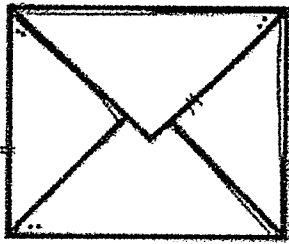
20

Name: _____



shining SYLLABLES

Look at the picture. Say the word out loud and listen for the syllables. Color the number of syllables below.



① ② ③




① ② ③




① ② ③



① ② ③




① ② ③

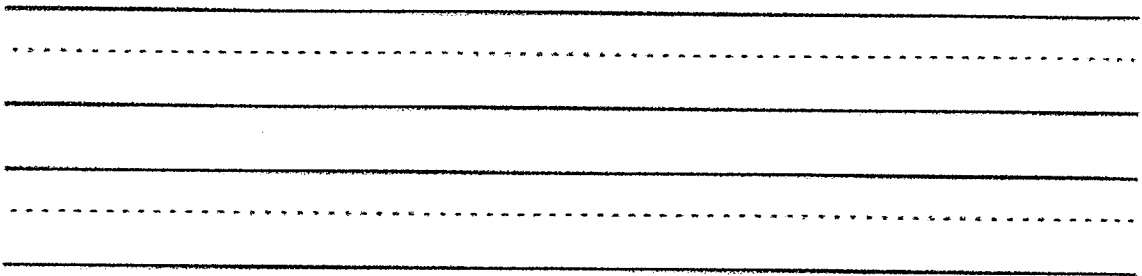


① ② ③

Name _____



During summer I
look forward to

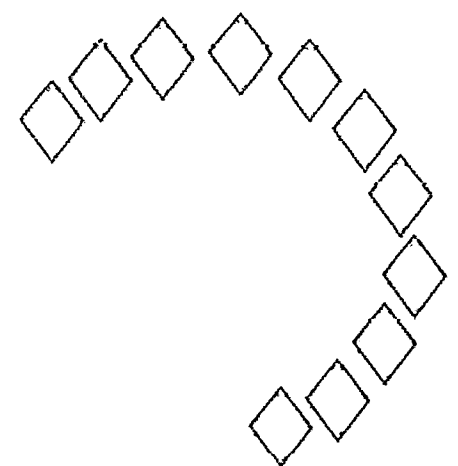
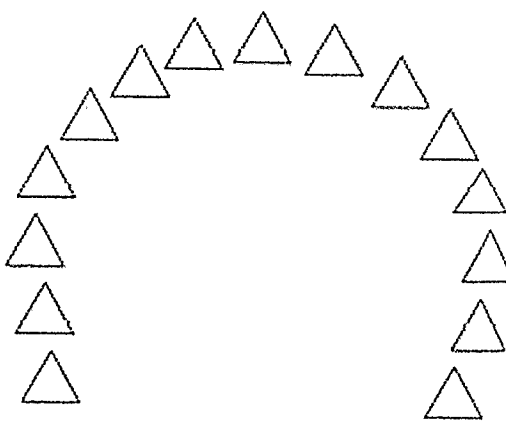
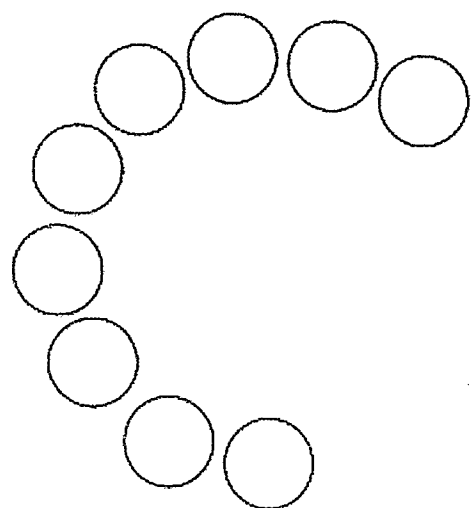




Lesson 15 Fluency Template

Name _____

Date _____

Whisper count and draw in more shapes to match the number.

<p style="text-align: center;">16</p> 	<p style="text-align: center;">19</p> 
<p style="text-align: center;">13</p> 	<p style="text-align: center;">20</p> 



Subtraction


Some of the apples got a worm in them. Put an X on these apples. Color the other apples red. Fill in the number sentence.

Name _____


$$10 - 3 = \square$$




$$10 - 4 = \square$$




$$10 - 5 = \square$$




$$10 - 6 = \square$$



$$10 - 2 = \square$$



Name: _____










Color



Trace



Write

 Red	said	said	_____
 Orange	said	said	_____
 Yellow	said	said	_____
 Green	said	said	_____
 Blue	said	said	_____
 Purple	said	said	_____
 Black	said	said	_____


Name: _____

1. Color the sight word all



all all

2. Trace & Write the sight word all



all all all

3. Color the boxes with the sight word all


all	me	all	all	all	was
me	all	was	with	with	all
was	with	all	all	me	all

4. Cut & Paste the letters into the boxes to make the sight word all

			l	a	l
--	--	--	---	---	---

Name _____ Date _____

Color the picture.



<https://www.teacherspayteachers.com/Store/SherryClemens>

Cut and glue the sentence in the correct order.

--	--	--	--

© Sherry Clemens 2017 All Rights Reserved.

Write the sentence in the box.

--

friend.	is	my	He
---------	----	----	----

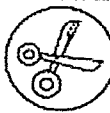

Name: _____

Word Families by Louisa Pappas 2012

ed



Color the pictures. Cut and paste the words above the matching pictures.



sled

led

fed

red

wed


bed

CVC Write

Circle the word that matches the picture and write it on the line.



Short
'I'
Words




fim

zid

bit

sif




pix

bib

ril

niz




pig

vic

riq

mip




hiv

qip

gis

six




fit

sib

zid

ril




siz

bim

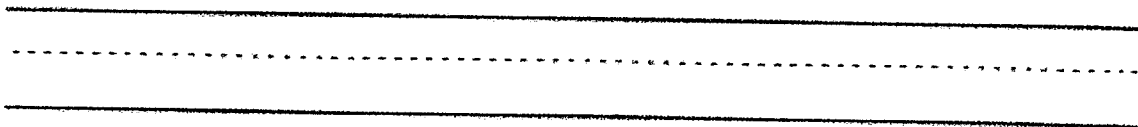
rip

hif

Name _____



The best thing I
learned this
school year was



Student Name: _____

Score: _____

Missing Numbers – 1 to 20

Fill in the missing numbers:

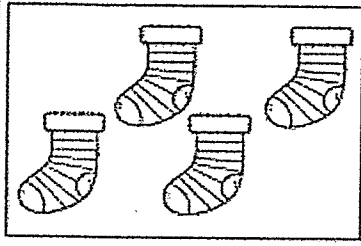
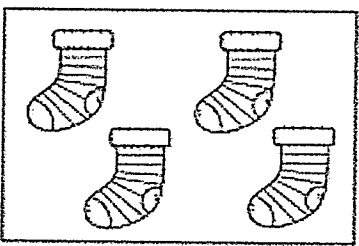

	2		4	
6			9	
	12			15
16			19	


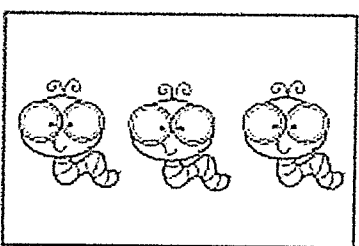

Name : _____

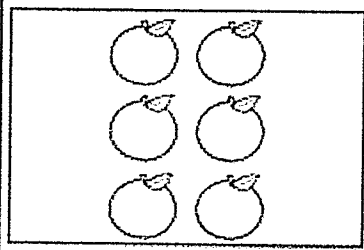
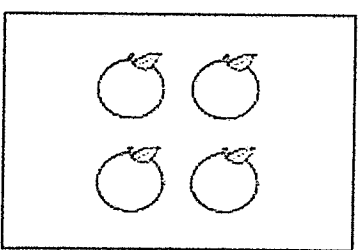
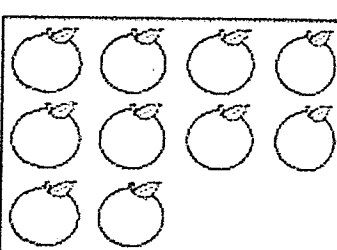
ADDITION



Add the objects and write the correct number.

	+		=	
_____	+	_____	=	_____

	+		=	
_____	+	_____	=	_____

	+		=	
_____	+	_____	=	_____