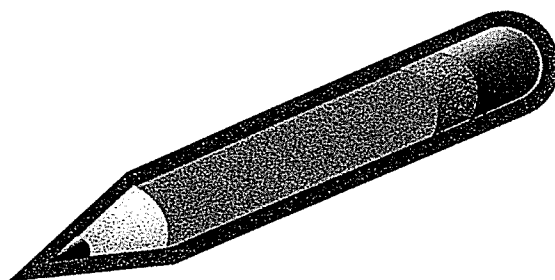


Kindergarten Work Packet Trimester 3



June 7th, 2021 – June 11th, 2021

Name: _____

Characters

Setting

Draw and write about the sequence of the story.

KRF3: I can identify ch, sh and th sounds and words.


DIGRAPHS
ch/sh/th

Things I Like

I like cheese,
I like math,
I like pools,
and taking baths.

I like chips,
I like wishes,
I like shops,
and washing dishes.

I like ships,
I like rings,
I like my teeth,
and all kinds of things.




KRF3: I can sort ch and sh words.

Name _____

Diagraph Sort


Ch	Sh



Date:6-7-2021

Kcc1,2,3,4c,5,KNBT1,1NBt1: I can write numbers 1-100.

5.18 ----- Juggling Numbers



Name _____

Fill in the missing numbers.

1		3		5	6	7	8		10
	12	13	14	15	16			19	20
21	22		24		26		28	29	
	32			35	36	37	38	39	40
41		43	44		46		48	49	50
51	52	53		55	56	57		59	
	62		64	65	66	67	68		70
71		73	74	75	76	77		79	80
81	82		84		86		88	89	
91	92		94	95	96		98	99	100


5.18

Circus Counting!


Name _____

Show each number by placing circles in the ten frames.

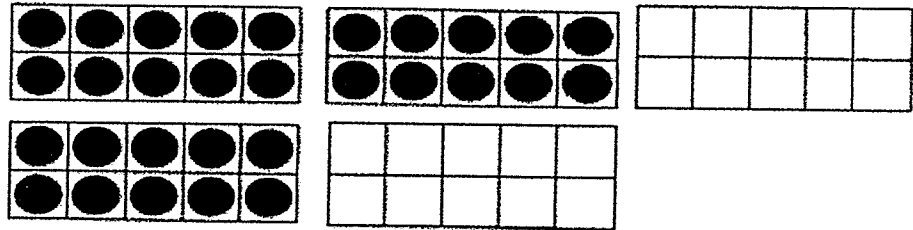
34




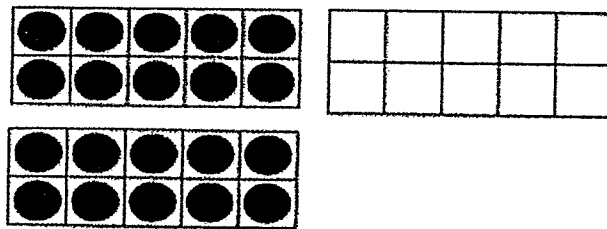
59




42



27




63





100 Number Chart




	2	3	4	5	6	7	8		10
	12	13	14	15	16	17	18		20
	22	23	24	25	26	27	28		30
	32	33	34	35	36	37	38		40
	42	43	44	45	46	47	48		50
	52	53	54	55	56	57	58		60
	62	63	64	65	66	67	68		70
	72	73	74	75	76	77	78		80
	82	83	84	85	86	87	88		90
	92	93	94	95	96	97	98		100

Date: 6-7-2021

KW3: I can describe what I want to be when I grow-up.

Name: _____ Story Title: _____



Handwriting practice lines consisting of ten sets of three horizontal lines: a solid top line, a dashed middle line, and a solid bottom line.

spaces sight words capital letters punctuation

Characters

Setting

Draw and write about the sequence of the story.



SUMMER, SUMMER

Summer, Summer,
Is almost here,
Time for fun,
And swimming gear.








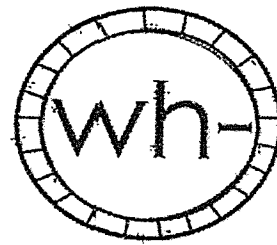
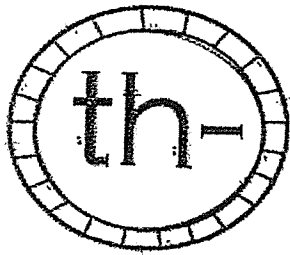


Trips to the beach,
Are always such fun,
Along with baseball,
And games where we run.

Summer, Summer,
Is almost here,
I can hardly wait,
Let's give a big CHEER!!



Kcc1, 2, 3, 4c, 5, KNBT1, 1NBT: I can count by 10;s to 100.




Kcc1,2,3,4c,5,KNBT1,1NBT1: I can count to show numbers 20-100.

Lesson 19 Fluency Template 1

Name _____

Date _____

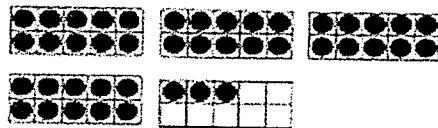
Write the number you see. Now, draw one more, then write the new number.



25 26













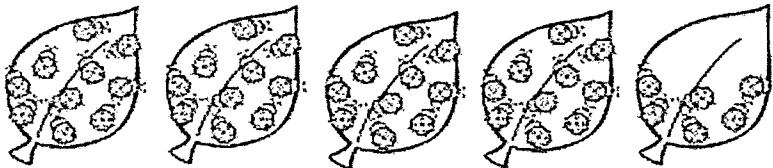
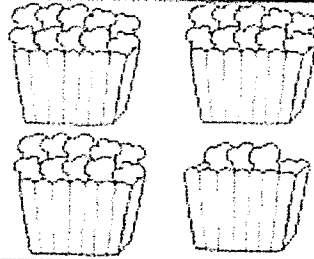




More Practice 5.19

Name _____

Count and write the number you see. Now, draw one more, then write the new number.



KW1: I can sort the parts of a letter.


Parts of a Friendly Letter

Heading



November 25, 2017

Dear Eleanor,



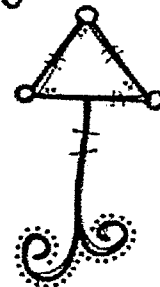
Greeting

How are you? I've missed you!
Do you like your new school? I can't wait to meet your new friends. Is your new teacher nice? We have a new student in our class. His name is Samson. He's nice and likes to play tag at recess. I can't wait to see you!


Closing



Your Friend,



Signature



Olivia

Body

KW1: I can sort the parts of a letter.

Name: _____

Parts of a Friendly Letter Sort

December 2, 2016

Dear Conner,

Thank you for the Legos! I love them! I have been playing with them every day. I built a fort and a bridge. My sister also likes to play with them. I hope you had fun at my birthday party. I liked having you there.

Your Friend,
Holden

Heading	Closing	Body
Signature	Greeting	

KR7: I can predict what happens next in the story.

I can predict what happens next

Name:

I predict

SILENT

e

Changing Names

With an E at the end,
man becomes mane,
or I can change
Sam's name into same.

With an E at the end,
glob becomes globe,
or I can change
Rob's name into robe.

With an E at the end,
slim becomes slime,
or I can change
Tim's name into time.




Copyright 2013 by Jillian Starr

Directions: Read the word. Then write
the word with magic "e"! Read the
word again to see how it changed!

Name: _____

Word Magic


Word	 POOF	Magic "e" Word
bit	e →	
can	e →	
cap	e →	
hid	e →	
hop	e →	
cub	e →	
mad	e →	
fin	e →	

Kcc1,2,3,4c,5,6, KNBT1,1NBT3,10A8: I can write a teen number equation.


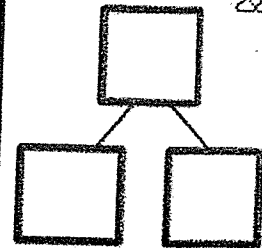
5.20

Name _____


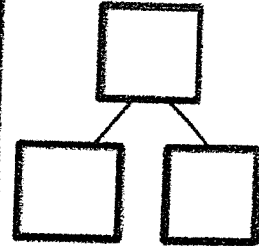
Fill in each number sentence and number bond to match the number of objects shown.



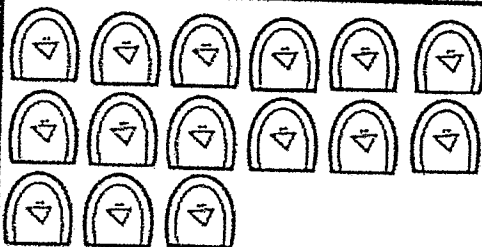
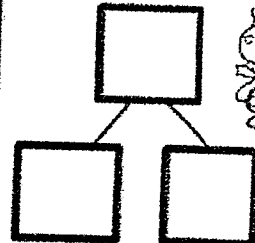
$$10 + \text{---} = \text{---}$$




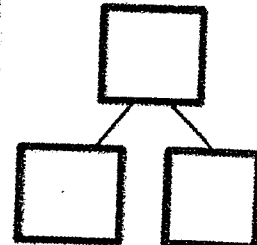
$$10 + \text{---} = \text{---}$$




$$\text{---} = \text{---} + 10$$



$$\text{---} = \text{---} + 10$$



$$11 = \text{---} + \text{---}$$



Exit Ticket 5.20

Name _____

Date _____

The first number is the whole. Circle the parts.

5	1	2	3
---	---	---	---

12	10	6	2
----	----	---	---

11	1	10	8
----	---	----	---

14	4	2	10
----	---	---	----

18	1	10	8
----	---	----	---

10	10	1	0
----	----	---	---


20	10	2	10
----	----	---	----

KW1: I can write a friendly letter.

Dear _____,

From,

Name: _____ Story Title: _____



Handwriting practice lines consisting of ten sets of three horizontal lines: a solid top line, a dashed middle line, and a solid bottom line.

spaces sight words capital letters punctuation

SILENT


e

Ride the Tide

I like the sea side
because I like to ride
the ocean waves
at high tide.

No wave can hide,
in the ocean wide.
I will ride on my back
or on my side,

The way I glide
along the the side
of every wave
gives me great pride.



Copyright 2013 by Jillian Starr

Directions: Read each word. Decide if it has a magic "e." Write it on the correct side. Then cross it out from the word bank.


Name: _____

Magic or Not?



Magic e

Not



Handwriting practice lines for the 'Magic e' column, consisting of ten sets of three horizontal lines (top, middle dashed, bottom).

Handwriting practice lines for the 'Not' column, consisting of ten sets of three horizontal lines (top, middle dashed, bottom).










Kcc1,2,3,4c,5,6, KNBT1,1NBt3,10A8: I can match the teen number and equation.

5.21

Dragon Match

Name _____

Cut and glue.

 15	 12	 17
 14	 19	 16
 13	 18	 11

$10 + 9$	$10 + 4$	$10 + 5$	$10 + 2$	$10 + 7$
$9 + 10$	$4 + 10$	$5 + 10$	$2 + 10$	$7 + 10$

$10 + 8$	$10 + 1$	$10 + 6$	$10 + 3$
$8 + 10$	$1 + 10$	$6 + 10$	$3 + 10$

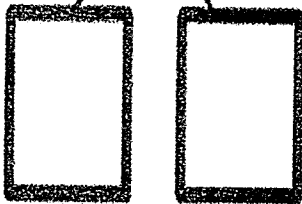
Exit Ticket 5.21

Name _____

Date _____

Complete the number sentences and number bonds. Use your material to help you.

17



$$\text{-----} + 7 = 17$$

$$17 = \text{-----} + 10$$

13



$$\text{-----} + 3 = \text{-----}$$

$$13 = \text{-----} + 10$$

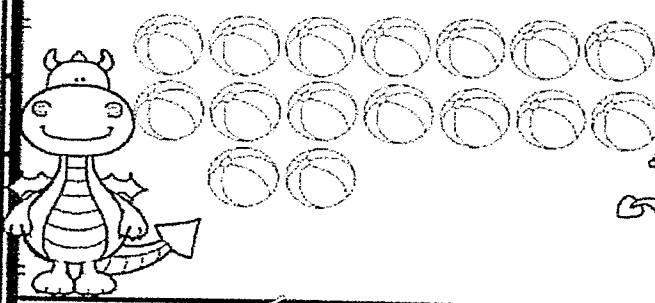
Kcc1,2,3,4c,5,6, KNBT1,1NBt3,10A8: I can compare teen numbers and find the number that is less.

5.22

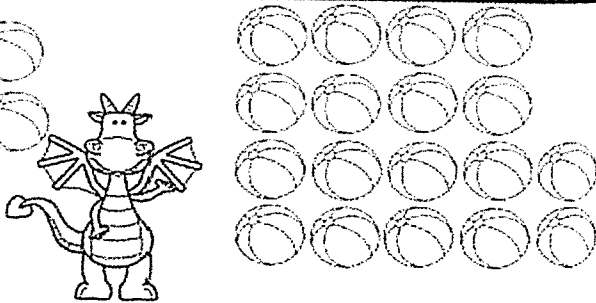
Dragon-Less!

Name _____


Which dragon has LESS? Circle 10, then color the dragon with less.



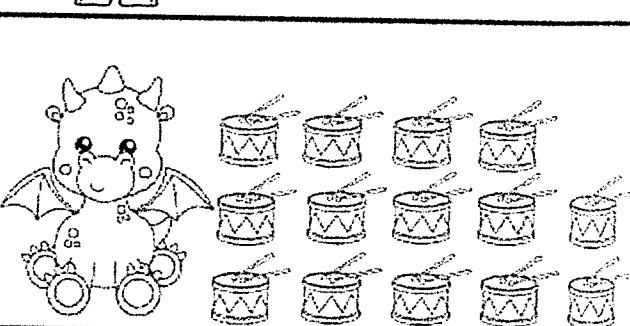
A dragon on the left is surrounded by 18 balls arranged in three rows: the first row has 6 balls, the second row has 6 balls, and the third row has 6 balls.



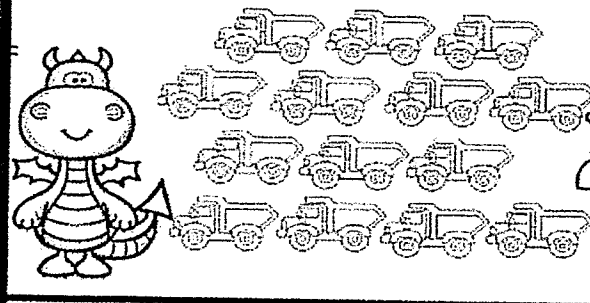
A dragon on the right is surrounded by 20 balls arranged in four rows: the first three rows each have 5 balls, and the fourth row has 5 balls.




A dragon on the left is surrounded by 12 drums arranged in three rows: the first row has 4 drums, the second row has 4 drums, and the third row has 4 drums.




A dragon on the right is surrounded by 15 drums arranged in three rows: the first row has 5 drums, the second row has 5 drums, and the third row has 5 drums.



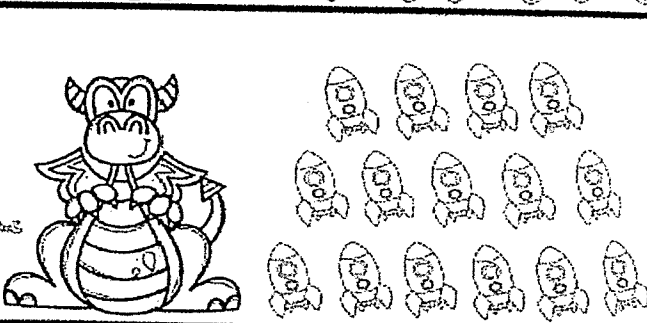
A dragon on the left is surrounded by 15 trucks arranged in three rows: the first row has 3 trucks, the second row has 4 trucks, and the third row has 8 trucks.



A dragon on the right is surrounded by 12 police cars arranged in two rows: the first row has 6 police cars and the second row has 6 police cars.



A dragon on the left is surrounded by 18 robots arranged in three rows: the first row has 5 robots, the second row has 6 robots, and the third row has 7 robots.




A dragon on the right is surrounded by 15 rockets arranged in three rows: the first row has 4 rockets, the second row has 5 rockets, and the third row has 6 rockets.

Exit Ticket 5.22

Name _____


Date _____

Count and write the number. Circle more or less.




more
_____ is less than _____

more
1 is less than 4



more
_____ is less than _____



more
_____ is less than _____

Exit Ticket 5.22

Directions: Read each sentence. Circle the Magic 'e' words. Draw a picture to show what the sentence is about.

Name: _____

★ ★ ★ ★ **M a g i c** Show ★ ★ ★ ★

He has a sad face.

That is a big wave.




Time to wake up!

Make a cake!

KW4: I can write a poem about flowers.

HYSTIC POEM



F
L
O
W
E
R
S
